



**Susan Combs**  
Texas Comptroller  
of Public Accounts

# FAST

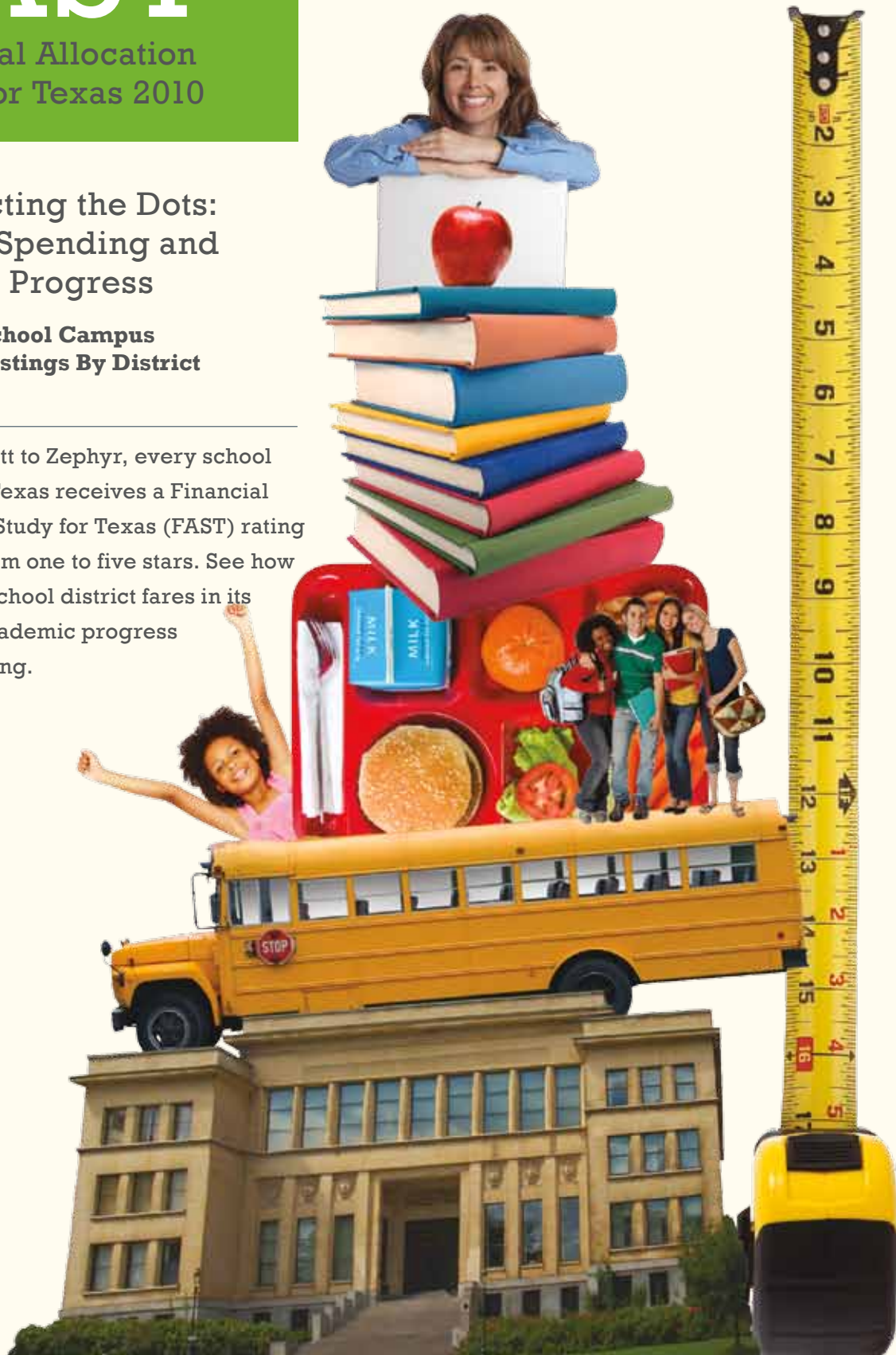
Financial Allocation  
Study for Texas 2010

## Connecting the Dots: School Spending and Student Progress

**2**

### School Campus Listings By District

From Abbott to Zephyr, every school district in Texas receives a Financial Allocation Study for Texas (FAST) rating ranging from one to five stars. See how well your school district fares in its relative academic progress and spending.





## **FINANCIAL ALLOCATION STUDY FOR TEXAS**

### CAMPUS LISTINGS

---

**T**his is Part 2 of 4 in the Financial Allocation Study for Texas (FAST) report. The complete version is available online at [www.FASTexas.org](http://www.FASTexas.org).

View the FAST report's other sections online, including:

**PART 1: EXECUTIVE SUMMARY**

---

**PART 3: SMART PRACTICES FOR MINIMIZING COSTS**

---

**PART 4: COST EFFICIENCIES IN HIGHER EDUCATION**

---

**APPENDIX: BACKGROUND, METHODOLOGY AND EXPANDED DATA FOR RECOMMENDATIONS**

SCHOOL TYPE/ DISTRICT NAME	CAMPUS NAME	COUNTY	ENROLL- MENT	2008-2009 ACCOUNTABILITY RATING	FAST RATING	COMPOSITE PROGRESS PERCENTILE	MATH PROGRESS PERCENTILE	READING PROGRESS PERCENTILE	SPENDING INDEX	ADJUSTED SPENDING PER PUPIL
<b>A+ ACADEMY (C)</b>										
ELEMENTARY AND SECONDARY	A+ ACADEMY (C)	DALLAS	985	ACADEMICALLY ACCEPTABLE	★★★★★☆☆	22	11	41	VERY LOW	\$ 5,282
<b>ABBOTT ISD</b>										
ELEMENTARY AND SECONDARY	ABBOTT SCHOOL	HILL	306	EXEMPLARY	★★★★★☆☆	56	53	57	LOW	7,252
<b>ABERNATHY ISD</b>										
ELEMENTARY	ABERNATHY ELEMENTARY SCHOOL	HALE	382	RECOGNIZED	★★★★★☆☆	52	65	34	AVERAGE	7,126
MIDDLE	ABERNATHY JUNIOR HIGH SCHOOL	HALE	168	EXEMPLARY	★★★★★☆☆	23	46	8	AVERAGE	7,506
SECONDARY	ABERNATHY HIGH SCHOOL	HALE	213	RECOGNIZED	★★★★★☆☆	65	50	75	VERY HIGH	11,279
<b>ABILENE ISD</b>										
ELEMENTARY	AUSTIN ELEMENTARY SCHOOL	TAYLOR	536	EXEMPLARY	★★★★★☆☆	74	77	70	HIGH	5,355
	BASSETTI ELEMENTARY SCHOOL	TAYLOR	577	RECOGNIZED	★★★★★☆☆	65	60	66	LOW	6,483
	BONHAM ELEMENTARY SCHOOL	TAYLOR	527	RECOGNIZED	★★★★★☆☆	23	52	6	VERY HIGH	6,886
	BOWIE ELEMENTARY SCHOOL	TAYLOR	571	EXEMPLARY	★★★★★☆☆	52	52	48	HIGH	6,271
	COLLEGE HEIGHTS ELEMENTARY SCHOOL	TAYLOR	316	RECOGNIZED	★★★★★☆☆	46	62	25	VERY HIGH	7,871
	DAY NURSERY OF ABILENE	TAYLOR	64	NOT RATED: OTHER	**	**	**	**	VERY LOW	3,011
	DYESS ELEMENTARY SCHOOL	TAYLOR	460	EXEMPLARY	★★★★★☆☆	85	76	88	VERY HIGH	8,393
	FANNIN ELEMENTARY SCHOOL	TAYLOR	395	EXEMPLARY	★★★★★☆☆	73	89	53	VERY HIGH	7,516
	JACKSON ELEMENTARY SCHOOL	TAYLOR	544	EXEMPLARY	★★★★★☆☆	52	50	52	AVERAGE	5,925
	JOHNSTON ELEMENTARY SCHOOL	TAYLOR	539	EXEMPLARY	★★★★★☆☆	54	33	73	AVERAGE	6,045
	LEE ELEMENTARY SCHOOL	TAYLOR	359	ACADEMICALLY ACCEPTABLE	★★★★★☆☆	21	43	8	HIGH	6,957
	LOCUST EARLY CHILDHOOD SCHOOL	TAYLOR	330	NOT RATED: OTHER	**	**	**	**	VERY HIGH	8,469
	LONG ELEMENTARY SCHOOL	TAYLOR	332	RECOGNIZED	★★★★★☆☆	44	46	39	VERY HIGH	7,641
	ORTIZ ELEMENTARY SCHOOL	TAYLOR	591	RECOGNIZED	★★★★★☆☆	33	60	11	HIGH	6,730
	REAGAN ELEMENTARY SCHOOL	TAYLOR	341	ACADEMICALLY ACCEPTABLE	★★★★★☆☆	1	11	1	VERY HIGH	9,103
	TAYLOR ELEMENTARY SCHOOL	TAYLOR	578	EXEMPLARY	★★★★★☆☆	88	72	94	AVERAGE	5,632
	THOMAS ELEMENTARY SCHOOL	TAYLOR	581	EXEMPLARY	★★★★★☆☆	63	72	48	LOW	6,183
	WARD ELEMENTARY SCHOOL	TAYLOR	577	EXEMPLARY	★★★★★☆☆	77	75	77	LOW	5,842
	WOODSON EARLY CHILDHOOD	TAYLOR	414	NOT RATED: OTHER	**	**	**	**	VERY HIGH	7,386
MIDDLE	CLACK MIDDLE SCHOOL	TAYLOR	815	RECOGNIZED	★★★★★☆☆	30	35	27	VERY HIGH	7,604
	CRAIG MIDDLE SCHOOL	TAYLOR	919	RECOGNIZED	**	**	**	**	**	**
	MADISON MIDDLE SCHOOL	TAYLOR	870	RECOGNIZED	★★★★★☆☆	19	12	32	VERY HIGH	7,550
	MANN MIDDLE SCHOOL	TAYLOR	766	ACADEMICALLY ACCEPTABLE	★★★★★☆☆	10	17	9	VERY HIGH	8,541
SECONDARY	ABILENE HIGH SCHOOL	TAYLOR	2,163	ACADEMICALLY ACCEPTABLE	★★★★★☆☆	27	19	39	VERY HIGH	6,184
	ACADIA ABILENE BEHAVIORAL HEALTH	TAYLOR	4	NOT RATED: OTHER	**	**	**	**	**	**
	COOPER HIGH SCHOOL	TAYLOR	1,872	ACADEMICALLY ACCEPTABLE	★★★★★☆☆	30	30	32	LOW	6,733
	TRAVIS OPPORTUNITY CENTER	TAYLOR	17	NOT RATED: OTHER	**	**	**	**	**	**
	WOODSON CENTER FOR EXCELLENCE	TAYLOR	237	AEA: ACADEMICALLY ACCEPTABLE	**	**	**	**	HIGH	9,036
ELEMENTARY AND SECONDARY	ABILENE STATE SCHOOL	TAYLOR	11	NOT RATED: OTHER	**	**	**	**	**	**
	HARMONY FAMILY SERVICES	TAYLOR	6	NOT RATED: OTHER	**	**	**	**	**	**
	HOUSTON STUDENT ACHIEVEMENT CENTER	TAYLOR	25	NOT RATED: OTHER	**	**	**	**	**	**
	JUVENILE DETENTION CENTER	TAYLOR	25	AEA: ACADEMICALLY ACCEPTABLE	**	**	**	**	LOW	8,651
	TAYLOR COUNTY LEARNING CENTER	TAYLOR	10	NOT RATED: OTHER	**	**	**	**	**	**
<b>ACADEMY ISD</b>										
ELEMENTARY	ACADEMY ELEMENTARY SCHOOL	BELL	412	EXEMPLARY	★★★★★☆☆	37	66	11	AVERAGE	5,426
MIDDLE	ACADEMY JJAEP	BELL	1	NOT RATED: OTHER	**	**	**	**	**	**
	ACADEMY JUNIOR HIGH SCHOOL	BELL	346	RECOGNIZED	★★★★★☆☆	57	57	54	HIGH	6,375
SECONDARY	ACADEMY HIGH SCHOOL	BELL	334	RECOGNIZED	★★★★★☆☆	37	41	32	HIGH	6,674
<b>ACADEMY OF ACCELERATED LEARNING INC (C)</b>										
ELEMENTARY	ACADEMY OF ACCELERATED LEARNING (C)	HARRIS	515	RECOGNIZED	**	34	44	24	**	**
<b>ACADEMY OF BEAUMONT (C)</b>										
ELEMENTARY	ACADEMY OF BEAUMONT (C)	JEFFERSON	230	ACADEMICALLY ACCEPTABLE	★★★★★☆☆	1	1	2	LOW	5,425

\*\* Insufficient data

Composite Progress Percentile: ● 80-99 ● 60-79 ○ 40-59 ◐ 20-39 ● LESS THAN 20

SCHOOL TYPE/ DISTRICT NAME	CAMPUS NAME	COUNTY	ENROLL- MENT	2008-2009 ACCOUNTABILITY RATING	FAST RATING	COMPOSITE PROGRESS PERCENTILE	MATH PROGRESS PERCENTILE	READING PROGRESS PERCENTILE	SPENDING INDEX	ADJUSTED SPENDING PER PUPIL
<b>ACADEMY OF CAREERS AND TECHNOLOGIES CHARTER SCHOOL (C)</b>										
SECONDARY	ACADEMY OF CAREERS AND TECHNOLOGIES CHARTER SCHOOL (C)	BEXAR	156	AEA: ACADEMICALLY ACCEPTABLE	**	**	**	**	LOW	\$5,567
<b>ACADEMY OF DALLAS (C)</b>										
ELEMENTARY	ACADEMY OF DALLAS (C)	DALLAS	520	ACADEMICALLY UNACCEPTABLE	★★★★☆	20	41	8	VERY LOW	4,506
<b>ACCELERATED INTERMEDIATE ACADEMY (C)</b>										
ELEMENTARY	ACCELERATED INTERDISCIPLINARY ACADEMY (C)	HARRIS	355	ACADEMICALLY ACCEPTABLE	★★★★☆	22	34	15	VERY LOW	2,458
MIDDLE	ACCELERATED INTERMEDIATE CHARTER SCHOOL (C)	HARRIS	136	ACADEMICALLY ACCEPTABLE	★★★★☆	30	25	39	VERY LOW	3,539
<b>ADRIAN ISD</b>										
ELEMENTARY AND SECONDARY	ADRIAN SCHOOL	OLDHAM	132	EXEMPLARY	★★★★☆	30	30	33	HIGH	11,198
<b>AGUA DULCE ISD</b>										
ELEMENTARY	AGUA DULCE ELEMENTARY SCHOOL	NUECES	172	ACADEMICALLY ACCEPTABLE	★★★★☆	40	33	47	VERY HIGH	6,461
ELEMENTARY AND SECONDARY	AGUA DULCE HIGH SCHOOL	NUECES	195	ACADEMICALLY ACCEPTABLE	★★★★☆	21	16	30	VERY LOW	6,473
<b>ALAMO HEIGHTS ISD</b>										
ELEMENTARY	CAMBRIDGE ELEMENTARY SCHOOL	BEXAR	850	RECOGNIZED	★★★★☆	71	50	86	VERY HIGH	6,527
	HOWARD ELEMENTARY SCHOOL	BEXAR	365	NOT RATED: OTHER	**	**	**	**	VERY HIGH	7,911
	WOODRIDGE ELEMENTARY SCHOOL	BEXAR	827	RECOGNIZED	★★★★☆	93	79	97	AVERAGE	6,769
MIDDLE	ALAMO HEIGHTS JUNIOR HIGH SCHOOL	BEXAR	1,043	ACADEMICALLY ACCEPTABLE	★★★★☆	38	26	53	AVERAGE	6,115
	BEXAR COUNTY JJAEP	BEXAR	1	NOT RATED: OTHER		**	**	**	**	**
SECONDARY	ALAMO HEIGHTS HIGH SCHOOL	BEXAR	1,532	RECOGNIZED	★★★★☆	48	44	50	HIGH	6,372
<b>ALBA-GOLDEN ISD</b>										
ELEMENTARY	ALBA-GOLDEN ELEMENTARY	WOOD	390	EXEMPLARY	★★★★☆	58	79	30	AVERAGE	6,991
SECONDARY	ALTERNATIVE SCHOOL	WOOD	7	AEA: ACADEMICALLY ACCEPTABLE	**	**	**	**	**	**
ELEMENTARY AND SECONDARY	ALBA-GOLDEN HIGH SCHOOL	WOOD	462	RECOGNIZED	★★★★☆	38	30	46	HIGH	7,717
<b>ALBANY ISD</b>										
ELEMENTARY	NANCY SMITH ELEMENTARY SCHOOL	SHACKELFORD	240	EXEMPLARY	★★★★☆	66	79	47	VERY HIGH	9,108
SECONDARY	ALBANY JRSR HIGH SCHOOL	SHACKELFORD	249	RECOGNIZED	★★★★☆	22	20	28	AVERAGE	8,527
<b>ALDINE ISD</b>										
ELEMENTARY	ANDERSON ACADEMY	HARRIS	608	EXEMPLARY	**	**	**	**	HIGH	5,457
	BETHUNE ACADEMY	HARRIS	496	EXEMPLARY	★★★★☆	42	74	11	HIGH	5,873
	BLACK ELEMENTARY SCHOOL	HARRIS	858	EXEMPLARY	★★★★☆	99	99	99	AVERAGE	5,829
	BUSSEY ELEMENTARY SCHOOL	HARRIS	729	EXEMPLARY	★★★★☆	87	71	93	AVERAGE	5,248
	CALVERT ELEMENTARY SCHOOL	HARRIS	1,041	RECOGNIZED	★★★★☆	85	95	66	AVERAGE	5,109
	CARMICHAEL ELEMENTARY SCHOOL	HARRIS	840	EXEMPLARY	★★★★☆	95	99	76	AVERAGE	5,040
	CARROLL ACADEMY	HARRIS	866	EXEMPLARY	★★★★☆	78	73	81	LOW	5,193
	CARTER ACADEMY	HARRIS	790	EXEMPLARY	★★★★☆	70	81	57	HIGH	5,795
	CONLEY ELEMENTARY SCHOOL	HARRIS	784	RECOGNIZED	★★★★☆	73	77	67	LOW	5,017
	DE SANTIAGO EC/PRE-K CENTER	HARRIS	539	NOT RATED: OTHER	**	**	**	**	HIGH	6,372
	DUNN ELEMENTARY SCHOOL	HARRIS	1,017	RECOGNIZED	★★★★☆	93	92	90	VERY LOW	4,512
	ERMEL ELEMENTARY SCHOOL	HARRIS	737	EXEMPLARY	★★★★☆	99	99	95	LOW	5,000
	FRANCIS ELEMENTARY SCHOOL	HARRIS	787	EXEMPLARY	★★★★☆	94	99	59	LOW	5,062
	GOODMAN ELEMENTARY SCHOOL	HARRIS	898	RECOGNIZED	★★★★☆	98	97	96	AVERAGE	5,269
	GRAY ELEMENTARY SCHOOL	HARRIS	669	RECOGNIZED	★★★★☆	74	82	66	HIGH	6,009
	HARRIS ACADEMY	HARRIS	797	EXEMPLARY	★★★★☆	94	86	96	AVERAGE	5,268
	HINOJOSA EC/PRE-K CENTER	HARRIS	665	NOT RATED: OTHER	**	**	**	**	AVERAGE	5,898
	JOHNSON ELEMENTARY SCHOOL	HARRIS	795	EXEMPLARY	★★★★☆	96	95	93	AVERAGE	5,321
	JONES EC/PRE-K CENTER	HARRIS	592	NOT RATED: OTHER	**	**	**	**	**	**
	JONES ELEMENTARY SCHOOL	HARRIS	877	RECOGNIZED	**	**	**	**	**	**
	KEEBLE EC/PRE-K CENTER	HARRIS	820	NOT RATED: OTHER	**	**	**	**	AVERAGE	6,025
	KUJAWA EC/PRE-K CENTER	HARRIS	527	NOT RATED: OTHER	**	**	**	**	**	**
	KUJAWA ELEMENTARY SCHOOL	HARRIS	754	RECOGNIZED	★★★★☆	74	69	77	LOW	5,004
	MAGRILL ELEMENTARY SCHOOL	HARRIS	896	RECOGNIZED	★★★★☆	51	65	31	VERY LOW	4,280
	MENDEL ELEMENTARY SCHOOL	HARRIS	351	EXEMPLARY	★★★★☆	86	66	94	AVERAGE	6,323

\*\* Insufficient data

Composite Progress Percentile: ● 80-99 ● 60-79 ○ 40-59 ● 20-39 ● LESS THAN 20

SCHOOL TYPE/ DISTRICT NAME	CAMPUS NAME	COUNTY	ENROLL- MENT	2008-2009 ACCOUNTABILITY RATING	FAST RATING	COMPOSITE PROGRESS PERCENTILE	MATH PROGRESS PERCENTILE	READING PROGRESS PERCENTILE	SPENDING INDEX	ADJUSTED SPENDING PER PUPIL
<b>ALDINE ISD (CONCLUDED)</b>										
	ODOM ELEMENTARY SCHOOL	HARRIS	824	EXEMPLARY	★★★★★☆☆	○ 44	45	41	LOW	\$5,533
	OLESON ELEMENTARY SCHOOL	HARRIS	829	EXEMPLARY	★★★★★☆☆	● 94	92	92	LOW	5,289
	ORANGE GROVE ELEMENTARY SCHOOL	HARRIS	785	EXEMPLARY	★★★★★☆☆	◐ 69	59	77	LOW	5,522
	RAYMOND ACADEMY	HARRIS	952	EXEMPLARY	★★★★★☆☆	● 86	89	80	AVERAGE	5,188
	REECE ACADEMY	HARRIS	566	NOT RATED: OTHER		**	**	**	LOW	5,435
	SAMMONS ELEMENTARY SCHOOL	HARRIS	790	RECOGNIZED	★★★★★☆☆	● 99	99	99	LOW	5,168
	SMITH ACADEMY	HARRIS	575	RECOGNIZED	★★★★★☆☆	○ 59	59	58	AVERAGE	5,548
	SPENCE ELEMENTARY SCHOOL	HARRIS	976	EXEMPLARY	★★★★★☆☆	● 97	99	89	VERY LOW	4,411
	STEPHENS ELEMENTARY SCHOOL	HARRIS	1,013	EXEMPLARY	★★★★★☆☆	● 98	97	97	AVERAGE	5,319
	STOVALL ACADEMY	HARRIS	848	RECOGNIZED	★★★★★☆☆	● 10	44	2	AVERAGE	5,594
	THOMPSON ELEMENTARY SCHOOL	HARRIS	735	EXEMPLARY	★★★★★☆☆	● 99	99	99	HIGH	5,946
	VINES EC/PRE-K CENTER	HARRIS	461	NOT RATED: OTHER		**	**	**	HIGH	5,882
	WORSHAM ELEMENTARY SCHOOL	HARRIS	915	EXEMPLARY	★★★★★☆☆	● 87	87	85	LOW	5,128
MIDDLE	ALDINE MIDDLE SCHOOL	HARRIS	847	RECOGNIZED	★★★★★☆☆	◐ 78	95	48	HIGH	6,073
	CARAWAY INTERMEDIATE SCHOOL	HARRIS	782	RECOGNIZED	★★★★★☆☆	◐ 68	81	51	AVERAGE	5,542
	DREW ACADEMY	HARRIS	628	RECOGNIZED	★★★★★☆☆	◐ 31	35	28	LOW	5,615
	ECKERT INTERMEDIATE SCHOOL	HARRIS	889	ACADEMICALLY ACCEPTABLE	★★★★★☆☆	○ 50	65	28	AVERAGE	5,521
	ESCAMILLA INTERMEDIATE SCHOOL	HARRIS	909	EXEMPLARY	★★★★★☆☆	◐ 67	79	50	VERY LOW	5,206
	GRANTHAM ACADEMY	HARRIS	898	RECOGNIZED	★★★★★☆☆	○ 48	52	40	LOW	5,634
	HAMBRICK MIDDLE SCHOOL	HARRIS	966	RECOGNIZED	★★★★★☆☆	◐ 34	52	17	LOW	5,899
	HILL INTERMEDIATE SCHOOL	HARRIS	897	RECOGNIZED	★★★★★☆☆	○ 55	63	41	LOW	5,483
	HOFFMAN MIDDLE SCHOOL	HARRIS	930	ACADEMICALLY ACCEPTABLE	★★★★★☆☆	● 14	25	10	VERY HIGH	6,145
	HOUSTON ACADEMY	HARRIS	766	RECOGNIZED	★★★★★☆☆	● 86	91	78	VERY LOW	5,272
	MARCELLA INTERMEDIATE SCHOOL	HARRIS	867	RECOGNIZED		**	**	**	**	**
	PARKER INTERMEDIATE SCHOOL	HARRIS	1,142	RECOGNIZED	★★★★★☆☆	◐ 64	59	66	VERY LOW	4,655
	PLUMMER MIDDLE SCHOOL	HARRIS	926	RECOGNIZED	★★★★★☆☆	● 80	95	56	LOW	5,358
	REED ACADEMY	HARRIS	939	RECOGNIZED	★★★★★☆☆	● 7	28	3	VERY LOW	5,169
	SHOTWELL MIDDLE SCHOOL	HARRIS	1,117	ACADEMICALLY ACCEPTABLE	★★★★★☆☆	○ 43	51	32	AVERAGE	5,588
	STELLIK INTERMEDIATE SCHOOL	HARRIS	744	EXEMPLARY	★★★★★☆☆	● 98	94	98	AVERAGE	5,729
	STOVALL MIDDLE SCHOOL	HARRIS	980	ACADEMICALLY ACCEPTABLE	★★★★★☆☆	◐ 35	46	23	VERY LOW	5,336
	TEAGUE MIDDLE SCHOOL	HARRIS	1,163	ACADEMICALLY ACCEPTABLE	★★★★★☆☆	○ 55	63	42	LOW	5,238
	WILSON INTERMEDIATE SCHOOL	HARRIS	956	RECOGNIZED	★★★★★☆☆	○ 53	61	40	AVERAGE	5,374
SECONDARY	ALDINE HIGH SCHOOL	HARRIS	2,293	ACADEMICALLY ACCEPTABLE	★★★★★☆☆	● 9	7	19	AVERAGE	5,631
	ALDINE NINTH GRADE SCHOOL	HARRIS	849	EXEMPLARY	★★★★★☆☆	○ 49	40	57	AVERAGE	5,902
	CARVER HIGH SCHOOL FOR APPLIED TECH/ ENGINEERING/ARTS	HARRIS	886	EXEMPLARY	★★★★★☆☆	○ 47	49	41	AVERAGE	5,832
	EISENHOWER HIGH SCHOOL	HARRIS	2,263	ACADEMICALLY ACCEPTABLE	★★★★★☆☆	● 19	18	24	LOW	5,333
	EISENHOWER NINTH GRADE SCHOOL	HARRIS	837	RECOGNIZED	★★★★★☆☆	◐ 28	19	42	LOW	5,793
	HALL ACADEMY	HARRIS	143	AEA: ACADEMICALLY ACCEPTABLE		**	**	**	AVERAGE	8,399
	HALL HIGH SCHOOL	HARRIS	258	AEA: ACADEMICALLY ACCEPTABLE		**	**	**	AVERAGE	8,117
	MACARTHUR HIGH SCHOOL	HARRIS	2,324	RECOGNIZED	★★★★★☆☆	◐ 31	47	17	AVERAGE	5,582
	MACARTHUR NINTH GRADE SCHOOL	HARRIS	807	EXEMPLARY	★★★★★☆☆	○ 49	40	57	AVERAGE	5,794
	NIMITZ HIGH SCHOOL	HARRIS	2,881	ACADEMICALLY ACCEPTABLE	★★★★★☆☆	● 19	12	32	AVERAGE	4,794
	NIMITZ NINTH GRADE SCHOOL	HARRIS	1,117	RECOGNIZED	★★★★★☆☆	◐ 27	22	36	VERY LOW	4,844
	VICTORY EARLY COLLEGE HIGH SCHOOL	HARRIS	183	EXEMPLARY		**	**	**	**	**
ELEMENTARY AND SECONDARY	ALDINE JJAEP	HARRIS	15	NOT RATED: OTHER		**	**	**	**	**
	LANE SCHOOL	HARRIS	95	NOT RATED: OTHER		**	**	**	**	**
<b>ALEDO ISD</b>										
ELEMENTARY	CODER ELEMENTARY SCHOOL	PARKER	360	EXEMPLARY	★★★★★☆☆	◐ 66	52	76	AVERAGE	5,361
	MCCALL ELEMENTARY SCHOOL	PARKER	508	RECOGNIZED		**	**	**	**	**
	STUARD ELEMENTARY SCHOOL	PARKER	589	EXEMPLARY	★★★★★☆☆	◐ 77	54	91	VERY LOW	4,497
	VANDAGRIFF ELEMENTARY SCHOOL	PARKER	505	EXEMPLARY	★★★★★☆☆	◐ 77	67	82	AVERAGE	5,408
MIDDLE	ALEDO MIDDLE SCHOOL	PARKER	689	RECOGNIZED	★★★★★☆☆	◐ 24	39	13	LOW	5,059

\*\* Insufficient data

Composite Progress Percentile: ● 80-99 ◐ 60-79 ○ 40-59 ◐ 20-39 ● LESS THAN 20



SCHOOL TYPE/ DISTRICT NAME	CAMPUS NAME	COUNTY	ENROLL- MENT	2008-2009 ACCOUNTABILITY RATING	FAST RATING	COMPOSITE PROGRESS PERCENTILE	MATH PROGRESS PERCENTILE	READING PROGRESS PERCENTILE	SPENDING INDEX	ADJUSTED SPENDING PER PUPIL
<b>ALEDO ISD (CONCLUDED)</b>										
MIDDLE	MCANALLY INTERMEDIATE SCHOOL	PARKER	397	EXEMPLARY	★★★★★☆☆	● 92	95	82	HIGH	\$5,878
SECONDARY	ALEDO HIGH SCHOOL	PARKER	1,506	RECOGNIZED	★★★★★☆☆	○ 47	40	53	LOW	4,968
<b>ALICE ISD</b>										
ELEMENTARY	GARCIA ELEMENTARY SCHOOL	JIM WELLS	194	ACADEMICALLY ACCEPTABLE	★★★★★☆☆	● 1	1	1	HIGH	7,231
	HILLCREST ELEMENTARY SCHOOL	JIM WELLS	199	RECOGNIZED	★★★★★☆☆	● 18	19	21	HIGH	8,051
	NOONAN ELEMENTARY SCHOOL	JIM WELLS	572	RECOGNIZED	★★★★★☆☆	◐ 34	38	30	AVERAGE	6,365
	SAENZ ELEMENTARY SCHOOL	JIM WELLS	496	RECOGNIZED	★★★★★☆☆	● 6	5	13	HIGH	6,586
	SALAZAR ELEMENTARY SCHOOL	JIM WELLS	319	EXEMPLARY	★★★★★☆☆	● 89	96	74	LOW	6,759
	SCHALLERT ELEMENTARY SCHOOL	JIM WELLS	593	RECOGNIZED	★★★★★☆☆	◐ 27	16	45	LOW	5,731
MIDDLE	ADAMS MIDDLE SCHOOL	JIM WELLS	844	ACADEMICALLY ACCEPTABLE	★★★★★☆☆	● 19	22	20	AVERAGE	7,573
	DUBOSE INTERMEDIATE SCHOOL	JIM WELLS	443	ACADEMICALLY ACCEPTABLE	★★★★★☆☆	● 1	1	4	LOW	6,765
	MEMORIAL INTERMEDIATE SCHOOL	JIM WELLS	389	ACADEMICALLY ACCEPTABLE	★★★★★☆☆	● 1	1	1	LOW	6,945
SECONDARY	ALICE HIGH SCHOOL	JIM WELLS	1,334	ACADEMICALLY UNACCEPTABLE	★★★★★☆☆	● 17	6	42	LOW	8,529
<b>ALIEF ISD</b>										
ELEMENTARY	ALEXANDER ELEMENTARY SCHOOL	HARRIS	888	RECOGNIZED	★★★★★☆☆	◐ 77	84	69	VERY LOW	4,317
	BEST ELEMENTARY SCHOOL	HARRIS	812	RECOGNIZED	★★★★★☆☆	● 97	94	97	LOW	4,783
	BOONE ELEMENTARY SCHOOL	HARRIS	883	RECOGNIZED	★★★★★☆☆	● 94	80	98	LOW	4,765
	BUSH ELEMENTARY SCHOOL	HARRIS	905	RECOGNIZED	★★★★★☆☆	● 90	82	92	VERY LOW	4,651
	CHAMBERS ELEMENTARY SCHOOL	HARRIS	649	RECOGNIZED	★★★★★☆☆	● 91	89	89	LOW	5,335
	CHANCELLOR ELEMENTARY SCHOOL	HARRIS	823	EXEMPLARY	★★★★★☆☆	● 99	97	99	VERY LOW	4,421
	COLLINS ELEMENTARY SCHOOL	HARRIS	865	EXEMPLARY	★★★★★☆☆	● 93	73	98	VERY LOW	4,512
	CUMMINGS ELEMENTARY SCHOOL	HARRIS	609	RECOGNIZED	★★★★★☆☆	◐ 76	67	82	LOW	4,948
	HEARNE ELEMENTARY SCHOOL	HARRIS	1,072	RECOGNIZED	★★★★★☆☆	● 95	84	97	VERY LOW	4,209
	HEFLIN ELEMENTARY SCHOOL	HARRIS	694	RECOGNIZED	★★★★★☆☆	● 81	89	72	VERY LOW	4,749
	HICKS ELEMENTARY SCHOOL	HARRIS	896	RECOGNIZED	★★★★★☆☆	○ 59	68	43	VERY LOW	4,306
	HOLMQUIST ELEMENTARY SCHOOL	HARRIS	918	RECOGNIZED	**	**	**	**	**	**
	HORN ELEMENTARY SCHOOL	HARRIS	853	RECOGNIZED	★★★★★☆☆	● 99	99	97	VERY LOW	4,499
	KENNEDY ELEMENTARY SCHOOL	HARRIS	890	RECOGNIZED	★★★★★☆☆	◐ 78	68	83	VERY LOW	4,504
	LANDIS ELEMENTARY SCHOOL	HARRIS	814	RECOGNIZED	★★★★★☆☆	● 90	82	91	VERY LOW	4,984
	LIESTMAN ELEMENTARY SCHOOL	HARRIS	811	EXEMPLARY	★★★★★☆☆	● 98	94	98	VERY LOW	4,488
	MAHANAY ELEMENTARY SCHOOL	HARRIS	723	RECOGNIZED	★★★★★☆☆	● 95	98	86	VERY LOW	4,626
	MARTIN ELEMENTARY SCHOOL	HARRIS	928	RECOGNIZED	★★★★★☆☆	● 95	80	98	LOW	4,547
	OUTLEY ELEMENTARY SCHOOL	HARRIS	992	EXEMPLARY	★★★★★☆☆	● 95	77	98	VERY LOW	4,164
	PETROSKY ELEMENTARY SCHOOL	HARRIS	729	RECOGNIZED	★★★★★☆☆	● 96	96	93	VERY LOW	4,649
	REES ELEMENTARY SCHOOL	HARRIS	693	EXEMPLARY	★★★★★☆☆	● 84	80	84	LOW	4,819
	SMITH ELEMENTARY SCHOOL	HARRIS	863	EXEMPLARY	★★★★★☆☆	● 94	71	99	VERY LOW	4,500
	SNEED ELEMENTARY SCHOOL	HARRIS	1,070	RECOGNIZED	★★★★★☆☆	◐ 67	38	88	VERY LOW	4,316
	YOUENS ELEMENTARY SCHOOL	HARRIS	971	ACADEMICALLY ACCEPTABLE	★★★★★☆☆	● 84	62	93	VERY LOW	4,367
MIDDLE	ALBRIGHT MIDDLE SCHOOL	HARRIS	1,278	ACADEMICALLY ACCEPTABLE	★★★★★☆☆	◐ 28	11	55	VERY LOW	4,125
	ALIEF MIDDLE SCHOOL	HARRIS	1,056	ACADEMICALLY ACCEPTABLE	★★★★★☆☆	◐ 30	15	52	LOW	4,658
	BUDEWIG INTERMEDIATE SCHOOL	HARRIS	1,116	RECOGNIZED	★★★★★☆☆	● 84	59	95	VERY LOW	4,201
	HOLUB MIDDLE SCHOOL	HARRIS	1,051	ACADEMICALLY ACCEPTABLE	★★★★★☆☆	● 17	6	44	VERY LOW	4,432
	KILLOUGH MIDDLE SCHOOL	HARRIS	971	ACADEMICALLY ACCEPTABLE	★★★★★☆☆	● 11	10	17	VERY LOW	4,695
	KLENTZMAN INTERMEDIATE SCHOOL	HARRIS	982	ACADEMICALLY ACCEPTABLE	★★★★★☆☆	◐ 77	65	84	VERY LOW	4,263
	MATA INTERMEDIATE SCHOOL	HARRIS	896	RECOGNIZED	★★★★★☆☆	● 87	75	91	VERY LOW	4,597
	MILLER INTERMEDIATE SCHOOL	HARRIS	973	RECOGNIZED	★★★★★☆☆	● 94	84	96	VERY LOW	4,280
	O'DONNELL MIDDLE SCHOOL	HARRIS	1,206	ACADEMICALLY ACCEPTABLE	★★★★★☆☆	◐ 30	21	44	VERY LOW	4,007
	OLLE MIDDLE SCHOOL	HARRIS	1,148	ACADEMICALLY ACCEPTABLE	★★★★★☆☆	● 11	6	25	VERY LOW	4,229
	OWENS INTERMEDIATE SCHOOL	HARRIS	1,077	ACADEMICALLY ACCEPTABLE	★★★★★☆☆	● 94	86	97	VERY LOW	4,100
	YOUNGBLOOD INTERMEDIATE SCHOOL	HARRIS	1,143	RECOGNIZED	★★★★★☆☆	◐ 61	50	68	VERY LOW	4,032
SECONDARY	ELSIK HIGH SCHOOL	HARRIS	4,150	ACADEMICALLY ACCEPTABLE	★★★★★☆☆	○ 49	30	67	VERY LOW	3,869
	HASTINGS HIGH SCHOOL	HARRIS	4,136	ACADEMICALLY ACCEPTABLE	★★★★★☆☆	○ 45	33	57	VERY LOW	4,392
	KERR HIGH SCHOOL	HARRIS	797	EXEMPLARY	★★★★★☆☆	◐ 63	44	78	VERY LOW	4,430

\*\* Insufficient data

Composite Progress Percentile: ● 80-99 ◐ 60-79 ○ 40-59 ◐ 20-39 ● LESS THAN 20

SCHOOL TYPE/ DISTRICT NAME	CAMPUS NAME	COUNTY	ENROLL- MENT	2008-2009 ACCOUNTABILITY RATING	FAST RATING	COMPOSITE PROGRESS PERCENTILE	MATH PROGRESS PERCENTILE	READING PROGRESS PERCENTILE	SPENDING INDEX	ADJUSTED SPENDING PER PUPIL
<b>ALIEF ISD (CONCLUDED)</b>										
	TAYLOR HIGH SCHOOL	HARRIS	2,767	ACADEMICALLY ACCEPTABLE	★★★★★☆☆	37	21	58	VERY LOW	\$4,104
ELEMENTARY AND SECONDARY	ADMINISTRATIVE SERVICES	HARRIS	12	NOT RATED: OTHER	**	**	**	**	**	**
	ALIEF ISD JJAEP	HARRIS	20	NOT RATED: OTHER	**	**	**	**	**	**
<b>ALIEF MONTESSORI COMMUNITY SCHOOL (C)</b>										
ELEMENTARY	ALIEF MONTESSORI COMMUNITY SCHOOL (C)	HARRIS	224	EXEMPLARY	**	**	**	**	VERY LOW	3,186
<b>ALLEN ISD</b>										
ELEMENTARY	ALTON BOYD ELEMENTARY SCHOOL	COLLIN	603	RECOGNIZED	★★★★★☆☆	80	62	90	AVERAGE	5,861
	ALVIS C STORY ELEMENTARY SCHOOL	COLLIN	758	EXEMPLARY	★★★★★☆☆	81	74	84	LOW	4,934
	BOLIN ELEMENTARY SCHOOL	COLLIN	764	EXEMPLARY	★★★★★☆☆	92	88	92	HIGH	4,625
	CARLENA CHANDLER ELEMENTARY SCHOOL	COLLIN	635	EXEMPLARY	★★★★★☆☆	86	87	84	VERY LOW	4,807
	DL ROUNTREE ELEMENTARY SCHOOL	COLLIN	542	EXEMPLARY	★★★★★☆☆	90	78	94	AVERAGE	6,195
	DR ET BOON ELEMENTARY SCHOOL	COLLIN	906	EXEMPLARY	★★★★★☆☆	80	61	90	VERY LOW	4,003
	FLOSSIE FLOYD GREEN ELEMENTARY SCHOOL	COLLIN	741	EXEMPLARY	★★★★★☆☆	90	80	92	VERY LOW	4,316
	FRANCES E NORTON ELEMENTARY SCHOOL	COLLIN	629	EXEMPLARY	★★★★★☆☆	85	80	86	LOW	5,194
	GENE M REED ELEMENTARY SCHOOL	COLLIN	688	EXEMPLARY	★★★★★☆☆	65	52	74	LOW	5,068
	GEORGE J ANDERSON ELEMENTARY SCHOOL	COLLIN	934	EXEMPLARY	★★★★★☆☆	88	81	89	VERY LOW	4,008
	JAMES AND MARGIE MARION ELEMENTARY SCHOOL	COLLIN	956	EXEMPLARY	★★★★★☆☆	94	85	96	VERY LOW	4,006
	KERR ELEMENTARY SCHOOL	COLLIN	666	EXEMPLARY	★★★★★☆☆	94	79	97	VERY LOW	4,211
	MARY EVANS ELEMENTARY SCHOOL	COLLIN	556	EXEMPLARY	**	**	**	**	**	**
	MAX O VAUGHAN ELEMENTARY SCHOOL	COLLIN	587	EXEMPLARY	★★★★★☆☆	78	72	81	VERY LOW	5,037
MIDDLE	ERECKSON MIDDLE SCHOOL	COLLIN	992	EXEMPLARY	★★★★★☆☆	32	43	22	VERY LOW	4,415
	WALTER & LOIS CURTIS MIDDLE SCHOOL	COLLIN	747	RECOGNIZED	★★★★★☆☆	30	31	31	AVERAGE	5,408
	WE PETE FORD MIDDLE SCHOOL	COLLIN	875	RECOGNIZED	★★★★★☆☆	45	52	35	LOW	5,434
SECONDARY	ALLEN HIGH SCHOOL	COLLIN	3,637	RECOGNIZED	★★★★★☆☆	51	47	51	VERY LOW	4,339
	COLLIN COUNTY JJAEP	COLLIN	3	NOT RATED: OTHER	**	**	**	**	**	**
	LOWERY FRESHMAN CENTER	COLLIN	1,236	EXEMPLARY	★★★★★☆☆	64	47	76	VERY LOW	4,596
<b>ALPHA CHARTER SCHOOL (C)</b>										
ELEMENTARY AND SECONDARY	ALPHA CHARTER SCHOOL (C)	DALLAS	219	AEA: ACADEMICALLY ACCEPTABLE	**	**	**	**	VERY LOW	3,660
<b>ALPHONSO CRUTCH'S-LIFE SUPPORT CENTER (C)</b>										
ELEMENTARY AND SECONDARY	ALPHONSO CRUTCH'S-LIFE SUPPORT CENTER (C)	HARRIS	179	AEA: ACADEMICALLY UNACCEPTABLE	**	**	**	**	**	**
<b>ALPINE ISD</b>										
ELEMENTARY	ALPINE ELEMENTARY SCHOOL	BREWSTER	424	RECOGNIZED	★★★★★☆☆	29	13	55	VERY LOW	6,469
MIDDLE	ALPINE MIDDLE SCHOOL	BREWSTER	305	RECOGNIZED	★★★★★☆☆	47	25	69	LOW	7,669
SECONDARY	ALPINE HIGH SCHOOL	BREWSTER	296	RECOGNIZED	★★★★★☆☆	72	53	85	AVERAGE	7,871
<b>ALTO ISD</b>										
ELEMENTARY	ALTO ELEMENTARY SCHOOL	CHEROKEE	307	RECOGNIZED	★★★★★☆☆	79	91	63	VERY LOW	5,924
MIDDLE	ALTO MIDDLE SCHOOL	CHEROKEE	180	RECOGNIZED	★★★★★☆☆	59	58	58	VERY LOW	7,082
SECONDARY	ALTO HIGH SCHOOL	CHEROKEE	184	ACADEMICALLY ACCEPTABLE	★★★★★☆☆	42	32	54	HIGH	10,846
<b>ALVARADO ISD</b>										
ELEMENTARY	ALVARADO ELEMENTARY NORTH	JOHNSON	467	EXEMPLARY	★★★★★☆☆	67	66	65	LOW	4,791
	ALVARADO ELEMENTARY SOUTH	JOHNSON	449	ACADEMICALLY ACCEPTABLE	★★★★★☆☆	92	78	96	AVERAGE	5,078
	LILLIAN ELEMENTARY SCHOOL	JOHNSON	422	EXEMPLARY	★★★★★☆☆	56	60	48	AVERAGE	5,823
MIDDLE	ALVARADO INTERMEDIATE SCHOOL	JOHNSON	501	ACADEMICALLY ACCEPTABLE	★★★★★☆☆	7	4	17	VERY LOW	4,684
	ALVARADO JUNIOR HIGH SCHOOL	JOHNSON	496	ACADEMICALLY ACCEPTABLE	★★★★★☆☆	2	1	6	LOW	4,842
SECONDARY	ALVARADO HIGH SCHOOL	JOHNSON	924	ACADEMICALLY ACCEPTABLE	★★★★★☆☆	34	11	67	LOW	5,135
<b>ALVIN ISD</b>										
ELEMENTARY	ALVIN ELEMENTARY SCHOOL	BRAZORIA	566	EXEMPLARY	★★★★★☆☆	60	66	49	LOW	4,844
	ALVIN PRIMARY SCHOOL	BRAZORIA	678	EXEMPLARY	**	**	**	**	VERY HIGH	6,205
	DON JETER ELEMENTARY SCHOOL	BRAZORIA	676	EXEMPLARY	★★★★★☆☆	91	97	77	VERY LOW	4,139
	EC MASON ELEMENTARY SCHOOL	BRAZORIA	619	EXEMPLARY	★★★★★☆☆	84	90	76	LOW	4,655
	HOODCASE ELEMENTARY SCHOOL	BRAZORIA	767	EXEMPLARY	★★★★★☆☆	78	82	73	VERY LOW	4,273

\*\* Insufficient data

Composite Progress Percentile: ● 80-99 ● 60-79 ○ 40-59 ● 20-39 ● LESS THAN 20

SCHOOL TYPE/ DISTRICT NAME	CAMPUS NAME	COUNTY	ENROLL- MENT	2008-2009 ACCOUNTABILITY RATING	FAST RATING	COMPOSITE PROGRESS PERCENTILE	MATH PROGRESS PERCENTILE	READING PROGRESS PERCENTILE	SPENDING INDEX	ADJUSTED SPENDING PER PUPIL
<b>ALVIN ISD (CONCLUDED)</b>										
	LAURA INGALLS WILDER ELEMENTARY SCHOOL	BRAZORIA	741	RECOGNIZED	**	**	**	**	**	**
	LONGFELLOW ELEMENTARY SCHOOL	BRAZORIA	488	RECOGNIZED	★★★★☆	○ 46	68	19	AVERAGE	\$5,034
	MARK TWAIN PRIMARY SCHOOL	BRAZORIA	607	RECOGNIZED	**	**	**	**	VERY LOW	4,429
	MARY BURKS MAREK ELEMENTARY SCHOOL	BRAZORIA	766	EXEMPLARY	★★★★★	● 81	86	75	VERY LOW	3,873
	MELBA PASSMORE ELEMENTARY SCHOOL	BRAZORIA	619	EXEMPLARY	★★★★☆	○ 48	73	18	AVERAGE	5,060
	RL STEVENSON PRIMARY SCHOOL	BRAZORIA	629	EXEMPLARY	**	**	**	**	VERY LOW	4,601
	SAVANNAH LAKES ELEMENTARY SCHOOL	BRAZORIA	582	EXEMPLARY	**	**	**	**	**	**
	WALT DISNEY ELEMENTARY SCHOOL	BRAZORIA	489	EXEMPLARY	★★★★☆	◐ 32	51	15	LOW	5,170
MIDDLE	ALVIN JUNIOR HIGH SCHOOL	BRAZORIA	758	RECOGNIZED	★★★★☆	● 15	25	12	VERY LOW	4,476
	FAIRVIEW JUNIOR HIGH SCHOOL	BRAZORIA	629	ACADEMICALLY ACCEPTABLE	**	**	**	**	**	**
	GW HARBY JUNIOR HIGH SCHOOL	BRAZORIA	649	RECOGNIZED	★★★★☆	● 3	10	3	LOW	4,863
	MANVEL JUNIOR HIGH SCHOOL	BRAZORIA	387	RECOGNIZED	★★★★☆	● 4	12	3	VERY LOW	4,637
	NOLAN RYAN JUNIOR HIGH SCHOOL	BRAZORIA	998	RECOGNIZED	**	**	**	**	**	**
SECONDARY	ALVIN HIGH SCHOOL	BRAZORIA	2,425	RECOGNIZED	★★★★☆	◐ 25	22	32	AVERAGE	5,142
	ALVIN REACH SCHOOL	BRAZORIA	17	NOT RATED: OTHER	**	**	**	**	**	**
	ASSETS LEARNING CENTER	BRAZORIA	211	AEA: ACADEMICALLY ACCEPTABLE	**	**	**	**	AVERAGE	6,257
	MANVEL HIGH SCHOOL	BRAZORIA	1,676	RECOGNIZED	★★★★☆	◐ 25	21	32	VERY LOW	4,677
ELEMENTARY AND SECONDARY	BRAZORIA COUNTY JJAEP	BRAZORIA	6	NOT RATED: OTHER	**	**	**	**	**	**
<b>ALVORD ISD</b>										
ELEMENTARY	ALVORD ELEMENTARY SCHOOL	WISE	334	EXEMPLARY	★★★★★	● 68	61	71	VERY LOW	4,572
MIDDLE	ALVORD MIDDLE SCHOOL	WISE	155	RECOGNIZED	★★★★☆	○ 46	57	30	HIGH	6,193
SECONDARY	ALVORD HIGH SCHOOL	WISE	226	EXEMPLARY	★★★★☆	● 17	25	16	HIGH	7,475
<b>AMARILLO ISD</b>										
ELEMENTARY	AVONDALE ELEMENTARY SCHOOL	POTTER	425	EXEMPLARY	★★★★☆	● 97	91	97	HIGH	5,874
	BELMAR ELEMENTARY SCHOOL	POTTER	275	EXEMPLARY	★★★★☆	● 79	75	80	VERY HIGH	7,777
	BIVINS ELEMENTARY SCHOOL	POTTER	499	EXEMPLARY	★★★★☆	● 73	74	72	HIGH	5,535
	CARVER EARLY CHILDHOOD ACADEMY	POTTER	251	ACADEMICALLY ACCEPTABLE	**	**	**	**	VERY HIGH	7,258
	CARVER ELEMENTARY SCHOOL ACADEMY	POTTER	382	ACADEMICALLY ACCEPTABLE	★★★★☆	● 67	72	59	HIGH	6,422
	CORONADO ELEMENTARY SCHOOL	POTTER	416	EXEMPLARY	★★★★☆	● 65	57	70	HIGH	5,836
	EASTRIDGE ELEMENTARY SCHOOL	POTTER	736	ACADEMICALLY ACCEPTABLE	★★★★☆	○ 58	50	64	HIGH	5,913
	EMERSON ELEMENTARY SCHOOL	POTTER	608	RECOGNIZED	★★★★☆	● 85	89	78	HIGH	6,091
	FOREST HILL ELEMENTARY SCHOOL	POTTER	566	ACADEMICALLY ACCEPTABLE	★★★★☆	● 85	84	84	HIGH	6,191
	GLENWOOD ELEMENTARY SCHOOL	POTTER	373	RECOGNIZED	★★★★☆	● 89	89	86	VERY HIGH	6,916
	HAMLET ELEMENTARY SCHOOL	POTTER	333	EXEMPLARY	★★★★☆	● 88	97	70	VERY HIGH	7,206
	HUMPHREY'S HIGHLAND ELEMENTARY SCHOOL	POTTER	581	EXEMPLARY	★★★★☆	● 98	98	94	HIGH	5,922
	LAMAR ELEMENTARY SCHOOL	POTTER	354	EXEMPLARY	★★★★☆	● 73	92	46	VERY HIGH	7,722
	LANDERGIN ELEMENTARY SCHOOL	POTTER	341	EXEMPLARY	★★★★☆	● 97	94	95	VERY HIGH	6,700
	LAWNDALE ELEMENTARY SCHOOL	POTTER	340	EXEMPLARY	★★★★☆	● 75	88	60	HIGH	6,722
	LEE ELEMENTARY SCHOOL	POTTER	370	RECOGNIZED	★★★★☆	○ 50	64	31	VERY HIGH	7,126
	MESA VERDE ELEMENTARY SCHOOL	POTTER	434	EXEMPLARY	★★★★☆	● 72	89	49	VERY HIGH	6,079
	OAK DALE ELEMENTARY SCHOOL	POTTER	508	RECOGNIZED	★★★★☆	◐ 37	40	33	HIGH	5,813
	OLSEN PARK ELEMENTARY SCHOOL	POTTER	392	EXEMPLARY	★★★★☆	● 74	89	54	AVERAGE	5,406
	PARAMOUNT TERRACE ELEMENTARY SCHOOL	POTTER	268	RECOGNIZED	★★★★☆	● 84	78	86	VERY HIGH	6,956
	PLEASANT VALLEY ELEMENTARY SCHOOL	POTTER	304	EXEMPLARY	★★★★☆	● 87	96	72	VERY HIGH	6,855
	PUCKETT ELEMENTARY SCHOOL	POTTER	376	EXEMPLARY	★★★★☆	● 76	47	92	AVERAGE	5,582
	RIDGECREST ELEMENTARY SCHOOL	POTTER	453	EXEMPLARY	★★★★☆	● 81	72	85	HIGH	5,807
	ROGERS ELEMENTARY SCHOOL	POTTER	503	ACADEMICALLY ACCEPTABLE	★★★★☆	● 75	74	75	VERY HIGH	6,666
	SAN JACINTO ELEMENTARY SCHOOL	POTTER	643	EXEMPLARY	★★★★☆	● 92	94	84	VERY HIGH	5,982
	SANBORN ELEMENTARY SCHOOL	POTTER	583	EXEMPLARY	★★★★☆	○ 54	62	40	LOW	5,710
	SLEEPY HOLLOW ELEMENTARY SCHOOL	POTTER	461	EXEMPLARY	★★★★☆	● 83	70	90	HIGH	6,129
	SOUTH GEORGIA ELEMENTARY SCHOOL	POTTER	444	EXEMPLARY	★★★★☆	● 95	93	93	HIGH	5,766
	SOUTH LAWN ELEMENTARY SCHOOL	POTTER	367	EXEMPLARY	★★★★☆	● 91	97	75	VERY HIGH	6,152

\*\* Insufficient data

Composite Progress Percentile: ● 80-99 ● 60-79 ○ 40-59 ◐ 20-39 ● LESS THAN 20



SCHOOL TYPE/ DISTRICT NAME	CAMPUS NAME	COUNTY	ENROLL- MENT	2008-2009 ACCOUNTABILITY RATING	FAST RATING	COMPOSITE PROGRESS PERCENTILE	MATH PROGRESS PERCENTILE	READING PROGRESS PERCENTILE	SPENDING INDEX	ADJUSTED SPENDING PER PUPIL
<b>AMARILLO ISD (CONCLUDED)</b>										
	SUNRISE ELEMENTARY SCHOOL	POTTER	365	EXEMPLARY	★★★★★☆☆	● 98	98	94	HIGH	\$6,847
	TRADEWIND ELEMENTARY SCHOOL	POTTER	426	RECOGNIZED	**	**	**	**	**	**
	WESTERN PLATEAU ELEMENTARY SCHOOL	POTTER	401	EXEMPLARY	★★★★★☆☆	● 87	79	89	AVERAGE	5,598
	WHITTIER ELEMENTARY SCHOOL	POTTER	513	RECOGNIZED	★★★★★☆☆	◐ 61	83	30	VERY HIGH	6,708
	WILLS ELEMENTARY SCHOOL	POTTER	447	EXEMPLARY	★★★★★☆☆	● 86	94	74	AVERAGE	5,755
	WINDSOR ELEMENTARY SCHOOL	POTTER	501	EXEMPLARY	★★★★★☆☆	● 87	79	90	HIGH	5,872
	WOLFLIN ELEMENTARY SCHOOL	POTTER	353	RECOGNIZED	★★★★★☆☆	◐ 70	58	78	AVERAGE	5,820
	WOODLANDS ELEMENTARY SCHOOL	POTTER	412	EXEMPLARY	★★★★★☆☆	● 88	81	90	AVERAGE	5,454
MIDDLE	AUSTIN MIDDLE SCHOOL	POTTER	763	ACADEMICALLY ACCEPTABLE	★★★★★☆☆	● 11	17	11	HIGH	6,074
	BONHAM MIDDLE SCHOOL	POTTER	771	RECOGNIZED	★★★★★☆☆	◐ 30	29	33	HIGH	5,690
	BOWIE MIDDLE SCHOOL	POTTER	1,044	ACADEMICALLY ACCEPTABLE	★★★★★☆☆	● 5	5	10	AVERAGE	5,904
	CROCKETT MIDDLE SCHOOL	POTTER	707	EXEMPLARY	★★★★★☆☆	◐ 33	49	17	AVERAGE	5,631
	FANNIN MIDDLE SCHOOL	POTTER	626	ACADEMICALLY UNACCEPTABLE	★★★★★☆☆	● 4	17	2	HIGH	6,413
	HOUSTON MIDDLE SCHOOL	POTTER	773	ACADEMICALLY ACCEPTABLE	★★★★★☆☆	◐ 20	31	14	VERY HIGH	7,315
	JOHNNY N ALLEN 6TH GRADE CAMPUS	POTTER	224	EXEMPLARY	★★★★★☆☆	● 84	99	28	VERY HIGH	7,654
	LORENZO DE ZAVALA MIDDLE SCHOOL	POTTER	368	EXEMPLARY	★★★★★☆☆	○ 56	49	61	HIGH	6,860
	MANN MIDDLE SCHOOL	POTTER	450	ACADEMICALLY ACCEPTABLE	★★★★★☆☆	● 12	24	8	VERY HIGH	8,236
	TRAVIS LANGUAGE CENTER	POTTER	37	AEA: ACADEMICALLY ACCEPTABLE	**	**	**	**	**	**
	TRAVIS MIDDLE SCHOOL	POTTER	839	ACADEMICALLY ACCEPTABLE	★★★★★☆☆	● 15	42	4	HIGH	6,718
SECONDARY	AMARILLO AREA CENTER FOR ADVANCED LEARNING	POTTER	8	EXEMPLARY	**	**	**	**	**	**
	AMARILLO HIGH SCHOOL	POTTER	2,123	RECOGNIZED	★★★★★☆☆	○ 51	34	66	VERY HIGH	5,432
	CAPROCK HIGH SCHOOL	POTTER	1,822	ACADEMICALLY ACCEPTABLE	★★★★★☆☆	● 10	19	8	HIGH	6,222
	NORTH HEIGHTS ALTERNATIVE SCHOOL	POTTER	106	AEA: ACADEMICALLY ACCEPTABLE	**	**	**	**	**	**
	PALO DURO HIGH SCHOOL	POTTER	1,814	ACADEMICALLY ACCEPTABLE	★★★★★☆☆	● 10	16	11	AVERAGE	6,376
	TASCOSA HIGH SCHOOL	POTTER	2,168	ACADEMICALLY UNACCEPTABLE	★★★★★☆☆	● 16	14	23	HIGH	5,652
<b>AMBASSADORS PREPARATORY ACADEMY (C)</b>										
ELEMENTARY	AMBASSADORS PREPARATORY ACADEMY (C)	GALVESTON	129	RECOGNIZED	**	**	**	**	**	**
<b>AMERICAN YOUTHWORKS CHARTER SCHOOL (C)</b>										
SECONDARY	AMERICAN YOUTHWORKS CHARTER SCHOOL (C)	TRAVIS	115	AEA: ACADEMICALLY ACCEPTABLE	**	**	**	**	LOW	5,073
	AMERICAN YOUTHWORKS SERVICE LEARNING ACADEMY (C)	TRAVIS	194	AEA: ACADEMICALLY ACCEPTABLE	**	**	**	**	AVERAGE	6,057
<b>AMHERST ISD</b>										
SECONDARY	PEP	LAMB	5	AEA: ACADEMICALLY ACCEPTABLE	**	**	**	**	**	**
ELEMENTARY AND SECONDARY	AMHERST SCHOOL	LAMB	154	ACADEMICALLY ACCEPTABLE	★★★★★☆☆	● 14	16	18	HIGH	9,586
<b>AMIGOS POR VIDA-FRIENDS FOR LIFE PUBLIC CHARTER SCHOOL (C)</b>										
ELEMENTARY	AMIGOS POR VIDA-FRIENDS FOR LIVE CHARTER SCHOOL (C)	HARRIS	471	RECOGNIZED	★★★★★☆☆	◐ 71	80	60	VERY LOW	5,739
<b>ANAHUAC ISD</b>										
ELEMENTARY	ANAHUAC ELEMENTARY SCHOOL	CHAMBERS	629	RECOGNIZED	★★★★★☆☆	○ 58	52	61	LOW	4,723
MIDDLE	ADAPTIVE BEHAVIOR UNIT	CHAMBERS	2	NOT RATED: OTHER	**	**	**	**	**	**
	ANAHUAC MIDDLE SCHOOL	CHAMBERS	293	NOT RATED: OTHER	**	**	**	**	AVERAGE	5,206
SECONDARY	ANAHUAC HIGH SCHOOL	CHAMBERS	414	RECOGNIZED	★★★★★☆☆	● 11	21	8	AVERAGE	5,763
<b>ANDERSON-SHIRO CISD</b>										
ELEMENTARY	ANDERSON-SHIRO ELEMENTARY SCHOOL	GRIMES	243	RECOGNIZED	★★★★★☆☆	◐ 34	77	4	VERY HIGH	7,357
ELEMENTARY AND SECONDARY	ANDERSON-SHIRO JUNIOR/SENIOR HIGH SCHOOL	GRIMES	396	RECOGNIZED	★★★★★☆☆	◐ 38	40	35	HIGH	8,611
<b>ANDREWS ISD</b>										
ELEMENTARY	CLEARFORK ELEMENTARY SCHOOL	ANDREWS	649	RECOGNIZED	**	**	**	**	HIGH	7,452
	DEVONIAN ELEMENTARY SCHOOL	ANDREWS	468	RECOGNIZED	**	**	**	**	VERY HIGH	9,808
	UNDERWOOD ELEMENTARY SCHOOL	ANDREWS	450	RECOGNIZED	★★★★★☆☆	◐ 70	90	42	VERY HIGH	8,696
MIDDLE	ANDREWS MIDDLE SCHOOL	ANDREWS	679	ACADEMICALLY ACCEPTABLE	★★★★★☆☆	● 18	45	5	AVERAGE	7,985
SECONDARY	ANDREWS HIGH SCHOOL	ANDREWS	856	ACADEMICALLY UNACCEPTABLE	★★★★★☆☆	● 2	9	2	AVERAGE	8,317
ELEMENTARY AND SECONDARY	ANDREWS EDUCATION CENTER	ANDREWS	14	NOT RATED: OTHER	**	**	**	**	**	**

\*\* Insufficient data

Composite Progress Percentile: ● 80-99 ◐ 60-79 ○ 40-59 ◐ 20-39 ● LESS THAN 20

SCHOOL TYPE/ DISTRICT NAME	CAMPUS NAME	COUNTY	ENROLL- MENT	2008-2009 ACCOUNTABILITY RATING	FAST RATING	COMPOSITE PROGRESS PERCENTILE	MATH PROGRESS PERCENTILE	READING PROGRESS PERCENTILE	SPENDING INDEX	ADJUSTED SPENDING PER PUPIL
<b>ANGLETON ISD</b>										
ELEMENTARY	EARLY CHILDHOOD CAMPUS	BRAZORIA	738	NOT RATED: OTHER	**	**	**	**	VERY LOW	\$3,959
	FRONTIER ELEMENTARY SCHOOL	BRAZORIA	365	EXEMPLARY	★★★★★	98	97	96	LOW	4,941
	RANCHO ISABELLA ELEMENTARY SCHOOL	BRAZORIA	348	EXEMPLARY	★★★★★	76	81	70	AVERAGE	5,269
	SOUTHSIDE ELEMENTARY SCHOOL	BRAZORIA	403	EXEMPLARY	★★★★★	97	98	88	AVERAGE	5,136
	WESTSIDE ELEMENTARY SCHOOL	BRAZORIA	307	EXEMPLARY	★★★★★	63	60	64	HIGH	6,138
MIDDLE	ANGLETON JUNIOR HIGH SCHOOL	BRAZORIA	915	RECOGNIZED	★★★★★	18	38	8	VERY LOW	4,402
	ANGLETON MIDDLE SCHOOL	BRAZORIA	887	RECOGNIZED	★★★★★	86	91	77	VERY LOW	4,136
SECONDARY	ANGLETON HIGH SCHOOL	BRAZORIA	1,807	RECOGNIZED	★★★★★	34	40	28	VERY LOW	4,354
	ANGLETON HIGH SCHOOL – ACE	BRAZORIA	28	AEA: ACADEMICALLY ACCEPTABLE	**	**	**	**	LOW	6,597
	BRAZORIA COUNTY ALTERNATIVE EDUCATION CENTER	BRAZORIA	7	NOT RATED: OTHER	**	**	**	**	**	**
	BRAZORIA COUNTY JUVENILE DETENTION	BRAZORIA	33	NOT RATED: OTHER	**	**	**	**	VERY LOW	4,722
	STUDENT ALTERNATIVE CENTER	BRAZORIA	15	NOT RATED: OTHER	**	**	**	**	**	**
ELEMENTARY AND SECONDARY	NORTHSIDE ELEMENTARY SCHOOL	BRAZORIA	396	EXEMPLARY	★★★★★	95	96	89	HIGH	7,310
<b>ANNA ISD</b>										
ELEMENTARY	JOE K BRYANT ELEMENTARY SCHOOL	COLLIN	565	EXEMPLARY	★★★★★	78	81	73	LOW	4,530
	SUE EVELYN RATTAN ELEMENTARY SCHOOL	COLLIN	604	EXEMPLARY	**	**	**	**	**	**
MIDDLE	ANNA MIDDLE SCHOOL	COLLIN	466	ACADEMICALLY ACCEPTABLE	★★★★★	73	78	67	VERY LOW	4,239
SECONDARY	ANNA HIGH SCHOOL	COLLIN	509	RECOGNIZED	★★★★★	49	38	59	AVERAGE	5,605
<b>ANSON ISD</b>										
ELEMENTARY	ANSON ELEMENTARY SCHOOL	JONES	368	RECOGNIZED	★★★★★	51	40	60	HIGH	5,656
MIDDLE	ANSON MIDDLE SCHOOL	JONES	161	RECOGNIZED	★★★★★	55	52	55	VERY HIGH	7,704
SECONDARY	ANSON HIGH SCHOOL	JONES	213	EXEMPLARY	★★★★★	49	31	65	HIGH	9,836
<b>ANTHONY ISD</b>										
ELEMENTARY	ANTHONY ELEMENTARY SCHOOL	EL PASO	386	RECOGNIZED	★★★★★	43	20	68	VERY HIGH	6,225
MIDDLE	ANTHONY MIDDLE SCHOOL	EL PASO	184	ACADEMICALLY ACCEPTABLE	★★★★★	43	5	87	HIGH	7,473
SECONDARY	ANTHONY HIGH SCHOOL	EL PASO	208	RECOGNIZED	★★★★★	63	42	79	AVERAGE	8,250
<b>ANTON ISD</b>										
ELEMENTARY	ANTON ELEMENTARY SCHOOL	HOCKLEY	152	RECOGNIZED	★★★★★	41	58	21	HIGH	8,709
SECONDARY	ANTON HIGH SCHOOL	HOCKLEY	137	ACADEMICALLY ACCEPTABLE	★★★★★	29	18	47	LOW	10,011
	PEP	HOCKLEY	5	AEA: ACADEMICALLY ACCEPTABLE	**	**	**	**	**	**
<b>APPLE SPRINGS ISD</b>										
ELEMENTARY	APPLE SPRINGS ELEMENTARY SCHOOL	TRINITY	109	RECOGNIZED	★★★★★	20	19	24	AVERAGE	7,110
SECONDARY	APPLE SPRINGS HIGH SCHOOL	TRINITY	108	ACADEMICALLY ACCEPTABLE	★★★★★	11	11	17	HIGH	10,477
<b>AQUILLA ISD</b>										
ELEMENTARY AND SECONDARY	AQUILLA SCHOOL	HILL	231	EXEMPLARY	★★★★★	38	41	35	VERY LOW	6,418
<b>ARANSAS COUNTY ISD</b>										
ELEMENTARY	FULTON 45 LEARNING CENTER	ARANSAS	411	EXEMPLARY	★★★★★	68	84	47	VERY HIGH	6,863
	LITTLE BAY PRIMARY SCHOOL	ARANSAS	271	NOT RATED: OTHER	**	**	**	**	VERY HIGH	6,794
	LIVE OAK 13 LEARNING CENTER	ARANSAS	670	EXEMPLARY	**	**	**	**	HIGH	5,991
MIDDLE	ROCKPORT-FULTON MIDDLE SCHOOL	ARANSAS	715	RECOGNIZED	★★★★★	7	2	26	VERY HIGH	6,221
SECONDARY	ROCKPORT-FULTON HIGH SCHOOL	ARANSAS	957	ACADEMICALLY ACCEPTABLE	★★★★★	35	37	33	HIGH	6,605
<b>ARANSAS PASS ISD</b>										
ELEMENTARY	CHARLIE MARSHALL ELEMENTARY SCHOOL	SAN PATRICIO	421	ACADEMICALLY ACCEPTABLE	★★★★★	27	40	17	HIGH	5,802
	HT FAULK EARLY CHILDHOOD SCHOOL	SAN PATRICIO	449	EXEMPLARY	**	**	**	**	AVERAGE	5,466
	WA KLEBERGER ELEMENTARY	SAN PATRICIO	345	EXEMPLARY	**	**	**	**	LOW	5,273
MIDDLE	AC BLUNT MIDDLE SCHOOL	SAN PATRICIO	271	ACADEMICALLY ACCEPTABLE	★★★★★	7	11	8	VERY HIGH	8,338
SECONDARY	ARANSAS PASS HIGH SCHOOL	SAN PATRICIO	516	ACADEMICALLY ACCEPTABLE	★★★★★	9	15	8	HIGH	7,145
<b>ARCHER CITY ISD</b>										
ELEMENTARY	ARCHER CITY ELEMENTARY SCHOOL	ARCHER	230	EXEMPLARY	★★★★★	77	65	84	VERY HIGH	6,900
SECONDARY	ARCHER CITY HIGH SCHOOL	ARCHER	220	RECOGNIZED	★★★★★	14	4	43	VERY HIGH	9,918

\*\* Insufficient data

Composite Progress Percentile: ● 80-99 ● 60-79 ○ 40-59 ◐ 20-39 ● LESS THAN 20

SCHOOL TYPE/ DISTRICT NAME	CAMPUS NAME	COUNTY	ENROLL- MENT	2008-2009 ACCOUNTABILITY RATING	FAST RATING	COMPOSITE PROGRESS PERCENTILE	MATH PROGRESS PERCENTILE	READING PROGRESS PERCENTILE	SPENDING INDEX	ADJUSTED SPENDING PER PUPIL
<b>ARGYLE ISD</b>										
ELEMENTARY	HILLTOP ELEMENTARY SCHOOL	DENTON	561	EXEMPLARY	★★★★★	64	35	85	LOW	\$4,835
MIDDLE	ARGYLE INTERMEDIATE SCHOOL	DENTON	283	EXEMPLARY	**	**	**	**	**	**
	ARGYLE MIDDLE SCHOOL	DENTON	309	RECOGNIZED	★★★★★	55	45	63	VERY LOW	4,628
SECONDARY	ARGYLE HIGH SCHOOL	DENTON	576	EXEMPLARY	★★★★★	54	60	45	LOW	5,078
<b>ARLINGTON CLASSICS ACADEMY (C)</b>										
ELEMENTARY	ARLINGTON CLASSICS ACADEMY (C)	TARRANT	461	EXEMPLARY	★★★★★	81	85	75	VERY LOW	3,986
<b>ARLINGTON ISD</b>										
ELEMENTARY	AMOS ELEMENTARY SCHOOL	TARRANT	560	RECOGNIZED	★★★★★	87	84	87	HIGH	5,734
	ANDERSON ELEMENTARY SCHOOL	TARRANT	679	ACADEMICALLY ACCEPTABLE	★★★★★	31	33	31	AVERAGE	5,280
	ASHWORTH ELEMENTARY SCHOOL	TARRANT	606	EXEMPLARY	★★★★★	97	96	95	LOW	5,299
	ATHERTON ELEMENTARY SCHOOL	TARRANT	1,145	RECOGNIZED	★★★★★	67	79	49	LOW	4,561
	BEBENSEE ELEMENTARY SCHOOL	TARRANT	855	ACADEMICALLY ACCEPTABLE	★★★★★	46	32	59	LOW	4,650
	BECKHAM ELEMENTARY SCHOOL	TARRANT	670	RECOGNIZED	★★★★★	81	90	70	AVERAGE	5,234
	BERRY ELEMENTARY SCHOOL	TARRANT	742	RECOGNIZED	★★★★★	32	21	47	AVERAGE	5,272
	BLANTON ELEMENTARY SCHOOL	TARRANT	662	RECOGNIZED	★★★★★	87	68	95	AVERAGE	5,957
	BRYANT ELEMENTARY SCHOOL	TARRANT	697	RECOGNIZED	★★★★★	80	78	80	LOW	4,999
	BURGIN ELEMENTARY SCHOOL	TARRANT	843	RECOGNIZED	★★★★★	77	58	89	LOW	4,919
	BUTLER ELEMENTARY SCHOOL	TARRANT	716	EXEMPLARY	★★★★★	73	64	79	LOW	4,628
	COREY ELEMENTARY SCHOOL	TARRANT	768	RECOGNIZED	★★★★★	80	69	86	AVERAGE	5,259
	CROUCH ELEMENTARY SCHOOL	TARRANT	979	ACADEMICALLY ACCEPTABLE	★★★★★	84	83	83	AVERAGE	4,902
	CROW ELEMENTARY SCHOOL	TARRANT	591	RECOGNIZED	★★★★★	56	49	60	LOW	5,617
	DITTO ELEMENTARY SCHOOL	TARRANT	627	EXEMPLARY	★★★★★	90	90	86	VERY LOW	4,727
	DUFF ELEMENTARY SCHOOL	TARRANT	578	RECOGNIZED	★★★★★	80	73	83	AVERAGE	5,393
	DUNN ELEMENTARY SCHOOL	TARRANT	579	RECOGNIZED	★★★★★	66	55	73	HIGH	5,607
	FITZGERALD ELEMENTARY SCHOOL	TARRANT	648	RECOGNIZED	★★★★★	53	48	56	AVERAGE	5,435
	FOSTER ELEMENTARY SCHOOL	TARRANT	684	RECOGNIZED	★★★★★	58	56	59	HIGH	5,230
	GOODMAN ELEMENTARY SCHOOL	TARRANT	579	RECOGNIZED	★★★★★	94	93	91	AVERAGE	5,388
	HILL ELEMENTARY SCHOOL	TARRANT	642	RECOGNIZED	★★★★★	67	62	69	AVERAGE	4,996
	JANE ELLIS ELEMENTARY SCHOOL	TARRANT	805	RECOGNIZED	★★★★★	73	63	80	AVERAGE	4,692
	JM FARRELL ELEMENTARY	TARRANT	819	EXEMPLARY	★★★★★	95	85	98	LOW	4,669
	JOHNS ELEMENTARY SCHOOL	TARRANT	1,073	ACADEMICALLY ACCEPTABLE	★★★★★	36	30	44	AVERAGE	4,803
	KEY ELEMENTARY SCHOOL	TARRANT	578	EXEMPLARY	★★★★★	86	82	87	HIGH	5,418
	KNOX ELEMENTARY SCHOOL	TARRANT	557	RECOGNIZED	★★★★★	67	67	64	AVERAGE	5,915
	KOOKEN EDUCATION CENTER	TARRANT	357	NOT RATED: OTHER	**	**	**	**	AVERAGE	5,114
	LARSON ELEMENTARY SCHOOL	TARRANT	727	ACADEMICALLY ACCEPTABLE	★★★★★	65	39	84	HIGH	5,247
	LITTLE ELEMENTARY SCHOOL	TARRANT	717	RECOGNIZED	★★★★★	75	70	78	AVERAGE	4,719
	LYNN HALE ELEMENTARY SCHOOL	TARRANT	590	RECOGNIZED	★★★★★	86	87	83	AVERAGE	5,324
	MARY MOORE ELEMENTARY SCHOOL	TARRANT	600	EXEMPLARY	★★★★★	67	65	67	LOW	5,793
	MILLER ELEMENTARY SCHOOL	TARRANT	851	RECOGNIZED	★★★★★	45	40	49	AVERAGE	4,715
	MORTON ELEMENTARY SCHOOL	TARRANT	945	RECOGNIZED	★★★★★	70	47	85	AVERAGE	4,870
	PEARCY ELEMENTARY SCHOOL	TARRANT	593	RECOGNIZED	★★★★★	87	72	93	AVERAGE	5,627
	POPE ELEMENTARY SCHOOL	TARRANT	706	RECOGNIZED	★★★★★	87	79	90	AVERAGE	4,950
	RANKIN ELEMENTARY SCHOOL	TARRANT	709	RECOGNIZED	★★★★★	70	75	62	HIGH	5,082
	REMYNSE ELEMENTARY SCHOOL	TARRANT	564	ACADEMICALLY ACCEPTABLE	★★★★★	60	54	63	VERY HIGH	6,012
	ROARK ELEMENTARY SCHOOL	TARRANT	690	ACADEMICALLY ACCEPTABLE	★★★★★	38	40	35	HIGH	6,111
	ROQUEMORE ELEMENTARY SCHOOL	TARRANT	669	ACADEMICALLY ACCEPTABLE	★★★★★	70	51	83	HIGH	5,385
	SHERROD ELEMENTARY SCHOOL	TARRANT	771	ACADEMICALLY ACCEPTABLE	★★★★★	69	48	84	HIGH	5,403
	SHORT ELEMENTARY SCHOOL	TARRANT	535	ACADEMICALLY ACCEPTABLE	★★★★★	52	48	53	HIGH	6,215
	SOUTH DAVIS ELEMENTARY SCHOOL	TARRANT	569	ACADEMICALLY ACCEPTABLE	★★★★★	53	43	61	HIGH	6,279
	SPEER ELEMENTARY SCHOOL	TARRANT	874	ACADEMICALLY ACCEPTABLE	★★★★★	35	40	28	AVERAGE	4,968
	STARRETT ELEMENTARY SCHOOL	TARRANT	729	RECOGNIZED	★★★★★	40	29	52	LOW	4,406
	SWIFT ELEMENTARY SCHOOL	TARRANT	600	ACADEMICALLY ACCEPTABLE	★★★★★	75	65	82	HIGH	5,741

\*\* Insufficient data

Composite Progress Percentile: ● 80-99 ● 60-79 ○ 40-59 ● 20-39 ● LESS THAN 20

SCHOOL TYPE/ DISTRICT NAME	CAMPUS NAME	COUNTY	ENROLL- MENT	2008-2009 ACCOUNTABILITY RATING	FAST RATING	COMPOSITE PROGRESS PERCENTILE	MATH PROGRESS PERCENTILE	READING PROGRESS PERCENTILE	SPENDING INDEX	ADJUSTED SPENDING PER PUPIL
<b>ARLINGTON ISD (CONCLUDED)</b>										
	THORNTON ELEMENTARY SCHOOL	TARRANT	718	RECOGNIZED	★★★★☆	77	65	85	VERY HIGH	\$6,375
	TOMMIE WILLIAMS ELEMENTARY SCHOOL	TARRANT	934	RECOGNIZED	★★★★☆	78	45	95	LOW	5,098
	TURNING POINT ALTERNATIVE ELEMENTARY SCHOOL	TARRANT	35	NOT RATED: OTHER	**	**	**	**	**	**
	WEBB ELEMENTARY SCHOOL	TARRANT	884	ACADEMICALLY ACCEPTABLE	★★★★☆	86	79	89	HIGH	5,701
	WEST ELEMENTARY SCHOOL	TARRANT	932	RECOGNIZED	★★★★☆	77	78	75	LOW	4,316
	WIMBISH ELEMENTARY SCHOOL	TARRANT	595	ACADEMICALLY ACCEPTABLE	★★★★☆	69	66	70	AVERAGE	5,534
	WOOD ELEMENTARY SCHOOL	TARRANT	964	RECOGNIZED	★★★★☆	69	59	76	LOW	4,333
MIDDLE	BAILEY JUNIOR HIGH SCHOOL	TARRANT	869	RECOGNIZED	★★★★☆	26	47	12	AVERAGE	5,255
	BARNETT JUNIOR HIGH SCHOOL	TARRANT	1,118	ACADEMICALLY ACCEPTABLE	★★★★☆	6	5	14	AVERAGE	5,504
	BOLES JUNIOR HIGH SCHOOL	TARRANT	781	RECOGNIZED	★★★★☆	8	7	17	AVERAGE	5,263
	CARTER JUNIOR HIGH SCHOOL	TARRANT	810	ACADEMICALLY ACCEPTABLE	★★★★☆	2	3	2	AVERAGE	5,795
	FERGUSON JUNIOR HIGH SCHOOL	TARRANT	573	RECOGNIZED	★★★★☆	29	32	28	VERY HIGH	6,633
	GUNN JUNIOR HIGH SCHOOL	TARRANT	519	ACADEMICALLY ACCEPTABLE	★★★★☆	7	15	5	VERY HIGH	6,540
	HUTCHESON JUNIOR HIGH SCHOOL	TARRANT	686	ACADEMICALLY UNACCEPTABLE	★★★★☆	7	4	22	AVERAGE	6,837
	NICHOLS JUNIOR HIGH SCHOOL	TARRANT	855	ACADEMICALLY UNACCEPTABLE	★★★★☆	9	25	5	VERY HIGH	6,408
	OUSLEY JUNIOR HIGH SCHOOL	TARRANT	637	ACADEMICALLY ACCEPTABLE	★★★★☆	6	8	9	HIGH	6,102
	SHACKELFORD JUNIOR HIGH SCHOOL	TARRANT	695	ACADEMICALLY ACCEPTABLE	★★★★☆	5	11	5	AVERAGE	5,697
	TURNING POINT ALTERNATIVE JUNIOR HIGH SCHOOL	TARRANT	66	NOT RATED: OTHER	**	**	**	**	**	**
	WORKMAN JUNIOR HIGH SCHOOL	TARRANT	538	ACADEMICALLY ACCEPTABLE	★★★★☆	3	1	12	AVERAGE	6,441
	YOUNG JUNIOR HIGH SCHOOL	TARRANT	798	ACADEMICALLY ACCEPTABLE	★★★★☆	9	24	5	AVERAGE	5,367
SECONDARY	ARLINGTON HIGH SCHOOL	TARRANT	2,796	ACADEMICALLY ACCEPTABLE	★★★★☆	4	3	9	AVERAGE	5,317
	BOWIE HIGH SCHOOL	TARRANT	3,075	ACADEMICALLY ACCEPTABLE	★★★★☆	10	12	15	HIGH	5,137
	LAMAR HIGH SCHOOL	TARRANT	2,879	ACADEMICALLY ACCEPTABLE	★★★★☆	8	12	11	AVERAGE	5,423
	MARTIN HIGH SCHOOL	TARRANT	3,234	RECOGNIZED	★★★★☆	24	19	34	AVERAGE	5,062
	NEWCOMER CENTER	TARRANT	203	AEA: ACADEMICALLY ACCEPTABLE	**	**	**	**	LOW	8,925
	SAM HOUSTON HIGH SCHOOL	TARRANT	2,845	ACADEMICALLY ACCEPTABLE	★★★★☆	5	12	4	LOW	5,833
	SEGUIN HIGH SCHOOL	TARRANT	1,823	ACADEMICALLY ACCEPTABLE	★★★★☆	3	9	2	AVERAGE	5,096
	TARRANT CO JJAEP	TARRANT	25	NOT RATED: OTHER	**	**	**	**	**	**
	TURNING POINT ALTERNATIVE HIGH SCHOOL	TARRANT	128	NOT RATED: OTHER	**	**	**	**	VERY HIGH	11,562
	VENTURE ALTERNATIVE HIGH SCHOOL	TARRANT	425	AEA: ACADEMICALLY ACCEPTABLE	**	**	**	**	HIGH	8,825
ELEMENTARY AND SECONDARY	OFF CAMPUS HEALTH SERVICES	TARRANT	35	NOT RATED: OTHER	**	**	**	**	**	**
<b>ARP ISD</b>										
ELEMENTARY	ARP ELEMENTARY SCHOOL	SMITH	373	EXEMPLARY	★★★★☆	60	54	64	HIGH	5,909
MIDDLE	ARP JUNIOR HIGH SCHOOL	SMITH	211	ACADEMICALLY ACCEPTABLE	★★★★☆	22	22	26	VERY HIGH	7,063
SECONDARY	ARP HIGH SCHOOL	SMITH	282	RECOGNIZED	★★★★☆	30	24	40	VERY HIGH	8,344
<b>ASPERMONT ISD</b>										
ELEMENTARY	ASPERMONT ELEMENTARY SCHOOL	STONEWALL	146	EXEMPLARY	★★★★☆	59	56	61	HIGH	8,086
SECONDARY	ASPERMONT HIGH SCHOOL	STONEWALL	85	RECOGNIZED	**	24	17	37	**	**
<b>ATHENS ISD</b>										
ELEMENTARY	ATHENS ANNEX	HENDERSON	178	NOT RATED: OTHER	**	**	**	**	HIGH	7,078
	ATHENS INTERMEDIATE SCHOOL	HENDERSON	524	RECOGNIZED	★★★★☆	43	45	40	LOW	6,383
	BEL AIR ELEMENTARY SCHOOL	HENDERSON	536	RECOGNIZED	**	**	**	**	HIGH	6,104
	SOUTH ATHENS ELEMENTARY SCHOOL	HENDERSON	578	RECOGNIZED	**	**	**	**	VERY LOW	5,258
MIDDLE	ATHENS MIDDLE SCHOOL	HENDERSON	765	ACADEMICALLY ACCEPTABLE	★★★★☆	8	10	11	AVERAGE	6,938
SECONDARY	ATHENS HIGH SCHOOL	HENDERSON	839	ACADEMICALLY ACCEPTABLE	★★★★☆	26	19	36	LOW	7,218
	BRIDGES CENTER	HENDERSON	12	AEA: ACADEMICALLY ACCEPTABLE	**	**	**	**	**	**
<b>ATLANTA ISD</b>										
ELEMENTARY	ATLANTA ELEMENTARY SCHOOL	CASS	415	ACADEMICALLY ACCEPTABLE	★★★★☆	58	54	60	LOW	6,305
	ATLANTA PRIMARY SCHOOL	CASS	508	ACADEMICALLY ACCEPTABLE	**	**	**	**	HIGH	5,975
MIDDLE	ATLANTA MIDDLE SCHOOL	CASS	426	ACADEMICALLY ACCEPTABLE	★★★★☆	21	19	27	AVERAGE	6,804
SECONDARY	ATLANTA HIGH SCHOOL	CASS	521	RECOGNIZED	★★★★☆	20	22	22	VERY LOW	7,116

\*\* Insufficient data

Composite Progress Percentile: ● 80-99 ● 60-79 ○ 40-59 ◐ 20-39 ● LESS THAN 20

SCHOOL TYPE/ DISTRICT NAME	CAMPUS NAME	COUNTY	ENROLL- MENT	2008-2009 ACCOUNTABILITY RATING	FAST RATING	COMPOSITE PROGRESS PERCENTILE	MATH PROGRESS PERCENTILE	READING PROGRESS PERCENTILE	SPENDING INDEX	ADJUSTED SPENDING PER PUPIL
<b>AUBREY ISD</b>										
ELEMENTARY	BROCKETT ELEMENTARY SCHOOL	DENTON	508	EXEMPLARY	**	**	**	**	VERY LOW	\$4,400
	DR JAMES A MONACO ELEMENTARY SCHOOL	DENTON	328	EXEMPLARY	**	**	**	**	**	**
MIDDLE	AUBREY MIDDLE SCHOOL	DENTON	383	RECOGNIZED	★★★★☆	○ 51	52	46	LOW	4,730
SECONDARY	AUBREY HIGH SCHOOL	DENTON	469	EXEMPLARY	★★★★★	● 69	65	70	VERY LOW	5,220
<b>AUSTIN CAN ACADEMY CHARTER SCHOOL (C)</b>										
SECONDARY	AUSTIN CAN ACADEMY CHARTER SCHOOL (C)	TRAVIS	290	AEA: ACADEMICALLY UNACCEPTABLE	**	**	**	**	HIGH	6,239
<b>AUSTIN DISCOVERY SCHOOL (C)</b>										
ELEMENTARY	AUSTIN DISCOVERY SCHOOL (C)	TRAVIS	235	RECOGNIZED	★★★★★	● 74	35	95	VERY LOW	5,076
<b>AUSTIN ISD</b>										
ELEMENTARY	ACES – ALTERNATIVE CENTER FOR ELEMENTARY STUDENTS	TRAVIS	22	NOT RATED: OTHER	**	**	**	**	**	**
	ALLAN ELEMENTARY SCHOOL	TRAVIS	384	ACADEMICALLY ACCEPTABLE	★★★★☆	● 27	36	20	VERY HIGH	7,328
	ALLISON ELEMENTARY SCHOOL	TRAVIS	512	ACADEMICALLY ACCEPTABLE	★★★★☆	● 68	78	55	HIGH	6,278
	ANDREWS ELEMENTARY SCHOOL	TRAVIS	620	RECOGNIZED	★★★★☆	● 88	90	84	VERY HIGH	6,066
	BARANOFF ELEMENTARY SCHOOL	TRAVIS	854	EXEMPLARY	★★★★★	● 86	64	95	VERY LOW	4,364
	BARRINGTON ELEMENTARY SCHOOL	TRAVIS	871	ACADEMICALLY ACCEPTABLE	★★★★☆	● 88	99	52	HIGH	5,772
	BARTON HILLS ELEMENTARY SCHOOL	TRAVIS	372	EXEMPLARY	★★★★☆	● 89	73	94	HIGH	5,852
	BECKER ELEMENTARY SCHOOL	TRAVIS	192	ACADEMICALLY ACCEPTABLE	★★★★☆	● 39	32	48	VERY HIGH	8,822
	BLACKSHEAR ELEMENTARY SCHOOL	TRAVIS	265	ACADEMICALLY ACCEPTABLE	★★★★☆	● 95	97	89	VERY HIGH	6,796
	BLANTON ELEMENTARY SCHOOL	TRAVIS	536	EXEMPLARY	★★★★☆	● 99	98	97	HIGH	6,398
	BLAZIER ELEMENTARY SCHOOL	TRAVIS	607	RECOGNIZED	**	**	**	**	**	**
	BOONE ELEMENTARY SCHOOL	TRAVIS	555	EXEMPLARY	★★★★☆	● 88	91	82	AVERAGE	6,168
	BRENTWOOD ELEMENTARY SCHOOL	TRAVIS	447	RECOGNIZED	★★★★☆	● 82	83	79	HIGH	6,656
	BROOKE ELEMENTARY SCHOOL	TRAVIS	410	RECOGNIZED	★★★★☆	● 82	90	70	VERY HIGH	7,372
	BROWN ELEMENTARY SCHOOL	TRAVIS	519	ACADEMICALLY ACCEPTABLE	★★★★☆	○ 52	67	31	HIGH	5,899
	BRYKER WOODS ELEMENTARY SCHOOL	TRAVIS	400	EXEMPLARY	★★★★☆	● 89	77	93	HIGH	5,481
	CAMPBELL ELEMENTARY SCHOOL	TRAVIS	379	ACADEMICALLY ACCEPTABLE	★★★★☆	● 72	77	66	HIGH	6,009
	CASEY ELEMENTARY SCHOOL	TRAVIS	665	RECOGNIZED	★★★★☆	● 75	65	81	AVERAGE	5,013
	CASIS ELEMENTARY SCHOOL	TRAVIS	829	EXEMPLARY	★★★★☆	● 88	68	95	AVERAGE	4,805
	CLAYTON ELEMENTARY SCHOOL	TRAVIS	985	EXEMPLARY	★★★★☆	● 86	61	96	AVERAGE	4,883
	COOK ELEMENTARY SCHOOL	TRAVIS	904	RECOGNIZED	★★★★☆	● 60	57	60	AVERAGE	5,297
	COWAN ELEMENTARY SCHOOL	TRAVIS	704	EXEMPLARY	★★★★☆	● 95	88	97	HIGH	5,481
	CUNNINGHAM ELEMENTARY SCHOOL	TRAVIS	537	RECOGNIZED	★★★★☆	○ 50	39	61	AVERAGE	6,031
	DAVIS ELEMENTARY SCHOOL	TRAVIS	620	EXEMPLARY	★★★★☆	● 70	55	80	HIGH	5,238
	DAWSON ELEMENTARY SCHOOL	TRAVIS	333	RECOGNIZED	★★★★☆	● 80	87	73	VERY HIGH	8,530
	DOSS ELEMENTARY SCHOOL	TRAVIS	672	EXEMPLARY	★★★★☆	● 85	60	96	AVERAGE	5,355
	GALINDO ELEMENTARY SCHOOL	TRAVIS	717	RECOGNIZED	★★★★☆	● 76	60	86	VERY HIGH	6,378
	GOVALLE ELEMENTARY SCHOOL	TRAVIS	414	ACADEMICALLY ACCEPTABLE	★★★★☆	● 24	8	56	VERY HIGH	6,909
	GRAHAM ELEMENTARY SCHOOL	TRAVIS	617	EXEMPLARY	★★★★☆	● 99	99	99	AVERAGE	5,698
	GULLETT ELEMENTARY SCHOOL	TRAVIS	482	EXEMPLARY	★★★★☆	● 69	46	85	HIGH	6,265
	HARRIS ELEMENTARY SCHOOL	TRAVIS	710	ACADEMICALLY ACCEPTABLE	★★★★☆	● 76	68	81	AVERAGE	5,311
	HART ELEMENTARY SCHOOL	TRAVIS	822	RECOGNIZED	★★★★☆	○ 57	44	68	LOW	5,524
	HIGHLAND PARK ELEMENTARY SCHOOL	TRAVIS	600	EXEMPLARY	★★★★☆	● 96	79	99	AVERAGE	5,383
	HILL ELEMENTARY SCHOOL	TRAVIS	707	RECOGNIZED	★★★★☆	● 90	65	98	LOW	4,586
	HOUSTON ELEMENTARY SCHOOL	TRAVIS	941	ACADEMICALLY ACCEPTABLE	★★★★☆	○ 51	29	71	AVERAGE	5,539
	JORDAN ELEMENTARY SCHOOL	TRAVIS	736	ACADEMICALLY ACCEPTABLE	★★★★☆	● 65	41	81	AVERAGE	5,888
	JOSLIN ELEMENTARY SCHOOL	TRAVIS	336	EXEMPLARY	★★★★☆	● 73	67	76	HIGH	7,842
	KIKER ELEMENTARY SCHOOL	TRAVIS	711	EXEMPLARY	★★★★☆	● 84	64	93	HIGH	5,400
	KOCUREK ELEMENTARY SCHOOL	TRAVIS	677	RECOGNIZED	★★★★☆	● 22	22	25	HIGH	5,623
	LANGFORD ELEMENTARY SCHOOL	TRAVIS	843	ACADEMICALLY ACCEPTABLE	★★★★☆	● 39	44	33	HIGH	5,868
	LEE ELEMENTARY SCHOOL	TRAVIS	406	EXEMPLARY	★★★★☆	● 86	63	95	LOW	5,129
	LINDER ELEMENTARY SCHOOL	TRAVIS	877	ACADEMICALLY ACCEPTABLE	★★★★☆	○ 45	49	37	AVERAGE	5,250
	LUCY READ PRE-KINDERGARTEN DEMONSTRATION SCHOOL	TRAVIS	556	NOT RATED: OTHER	**	**	**	**	HIGH	6,334

\*\* Insufficient data

Composite Progress Percentile: ● 80-99 ● 60-79 ○ 40-59 ● 20-39 ● LESS THAN 20



SCHOOL TYPE/ DISTRICT NAME	CAMPUS NAME	COUNTY	ENROLL- MENT	2008-2009 ACCOUNTABILITY RATING	FAST RATING	COMPOSITE PROGRESS PERCENTILE	MATH PROGRESS PERCENTILE	READING PROGRESS PERCENTILE	SPENDING INDEX	ADJUSTED SPENDING PER PUPIL
AUSTIN ISD (CONTINUED)										
	MAPLEWOOD ELEMENTARY SCHOOL	TRAVIS	367	ACADEMICALLY ACCEPTABLE	★★★★★	○ 50	46	51	VERY HIGH	\$7,972
	MATHEWS ELEMENTARY SCHOOL	TRAVIS	411	EXEMPLARY	★★★★★	● 65	35	86	HIGH	5,973
	MCBEE ELEMENTARY SCHOOL	TRAVIS	740	RECOGNIZED	★★★★★	● 74	84	62	HIGH	5,581
	MENCHACA ELEMENTARY SCHOOL	TRAVIS	631	RECOGNIZED	★★★★★	● 60	46	72	AVERAGE	5,502
	METZ ELEMENTARY SCHOOL	TRAVIS	544	RECOGNIZED	★★★★★	● 98	99	92	AVERAGE	5,584
	MILLS ELEMENTARY SCHOOL	TRAVIS	1,058	EXEMPLARY	★★★★★	● 83	58	94	AVERAGE	4,878
	NORMAN ELEMENTARY SCHOOL	TRAVIS	382	ACADEMICALLY ACCEPTABLE	★★★★★	● 66	72	57	HIGH	6,223
	OAK HILL ELEMENTARY SCHOOL	TRAVIS	951	RECOGNIZED	★★★★★	● 93	84	96	AVERAGE	4,868
	OAK SPRINGS ELEMENTARY SCHOOL	TRAVIS	319	ACADEMICALLY ACCEPTABLE	★★★★★	● 29	70	4	HIGH	7,840
	ODOM ELEMENTARY SCHOOL	TRAVIS	712	RECOGNIZED	★★★★★	○ 50	50	47	AVERAGE	5,014
	ORTEGA ELEMENTARY SCHOOL	TRAVIS	257	EXEMPLARY	★★★★★	○ 56	70	36	VERY HIGH	8,209
	OVERTON ELEMENTARY SCHOOL	TRAVIS	652	ACADEMICALLY ACCEPTABLE	**	**	**	**	**	**
	PALM ELEMENTARY SCHOOL	TRAVIS	666	ACADEMICALLY ACCEPTABLE	★★★★★	● 26	24	31	AVERAGE	5,338
	PATTON ELEMENTARY SCHOOL	TRAVIS	732	EXEMPLARY	★★★★★	● 91	82	93	LOW	4,961
	PEASE ELEMENTARY SCHOOL	TRAVIS	254	EXEMPLARY	★★★★★	● 90	89	87	VERY LOW	5,644
	PECAN SPRINGS ELEMENTARY SCHOOL	TRAVIS	505	ACADEMICALLY ACCEPTABLE	★★★★★	○ 55	70	33	HIGH	6,495
	PEREZ ELEMENTARY SCHOOL	TRAVIS	700	RECOGNIZED	★★★★★	● 77	68	82	AVERAGE	5,473
	PICKLE ELEMENTARY SCHOOL	TRAVIS	715	ACADEMICALLY ACCEPTABLE	★★★★★	○ 42	70	14	LOW	5,524
	PILLOW ELEMENTARY SCHOOL	TRAVIS	568	EXEMPLARY	★★★★★	● 97	97	94	HIGH	6,057
	PLEASANT HILL ELEMENTARY SCHOOL	TRAVIS	629	ACADEMICALLY ACCEPTABLE	★★★★★	● 3	3	9	AVERAGE	5,772
	REILLY ELEMENTARY SCHOOL	TRAVIS	274	RECOGNIZED	★★★★★	● 98	98	96	HIGH	7,258
	RIDGETOP ELEMENTARY SCHOOL	TRAVIS	196	RECOGNIZED	★★★★★	○ 58	60	53	AVERAGE	7,785
	RODRIGUEZ ELEMENTARY SCHOOL	TRAVIS	977	ACADEMICALLY ACCEPTABLE	★★★★★	○ 45	42	45	AVERAGE	5,552
	SANCHEZ ELEMENTARY SCHOOL	TRAVIS	608	ACADEMICALLY ACCEPTABLE	★★★★★	○ 53	50	52	HIGH	6,058
	SIMS ELEMENTARY SCHOOL	TRAVIS	401	ACADEMICALLY ACCEPTABLE	★★★★★	● 29	37	23	VERY HIGH	7,186
	ST ELMO ELEMENTARY SCHOOL	TRAVIS	357	RECOGNIZED	★★★★★	● 72	70	72	HIGH	6,131
	SUMMITT ELEMENTARY SCHOOL	TRAVIS	702	EXEMPLARY	★★★★★	● 84	81	85	HIGH	5,796
	SUNSET VALLEY ELEMENTARY SCHOOL	TRAVIS	443	RECOGNIZED	★★★★★	● 37	37	36	HIGH	7,746
	TRAVIS HEIGHTS ELEMENTARY SCHOOL	TRAVIS	564	RECOGNIZED	★★★★★	○ 44	37	51	HIGH	6,193
	WALNUT CREEK ELEMENTARY SCHOOL	TRAVIS	764	RECOGNIZED	★★★★★	○ 55	45	62	AVERAGE	5,607
	WIDEN ELEMENTARY SCHOOL	TRAVIS	822	ACADEMICALLY ACCEPTABLE	★★★★★	● 33	35	31	AVERAGE	5,590
	WILLIAMS ELEMENTARY SCHOOL	TRAVIS	691	RECOGNIZED	★★★★★	● 16	5	44	VERY HIGH	6,108
	WINN ELEMENTARY SCHOOL	TRAVIS	425	RECOGNIZED	★★★★★	● 70	93	34	VERY HIGH	6,436
	WOOLDRIDGE ELEMENTARY SCHOOL	TRAVIS	839	RECOGNIZED	★★★★★	● 69	68	68	AVERAGE	5,354
	WOOTEN ELEMENTARY SCHOOL	TRAVIS	675	RECOGNIZED	★★★★★	● 74	87	58	HIGH	6,200
	ZAVALA ELEMENTARY SCHOOL	TRAVIS	435	ACADEMICALLY ACCEPTABLE	★★★★★	● 22	10	44	AVERAGE	6,579
	ZILKER ELEMENTARY SCHOOL	TRAVIS	497	RECOGNIZED	★★★★★	● 87	65	95	HIGH	6,551
MIDDLE	BAILEY MIDDLE SCHOOL	TRAVIS	1,203	ACADEMICALLY ACCEPTABLE	★★★★★	○ 53	48	56	AVERAGE	4,849
	BEDICHEK MIDDLE SCHOOL	TRAVIS	1,115	ACADEMICALLY ACCEPTABLE	★★★★★	● 19	30	14	AVERAGE	6,131
	BURNET MIDDLE SCHOOL	TRAVIS	917	ACADEMICALLY ACCEPTABLE	★★★★★	● 8	8	14	HIGH	7,379
	COVINGTON MIDDLE SCHOOL	TRAVIS	954	ACADEMICALLY ACCEPTABLE	★★★★★	● 22	25	23	AVERAGE	5,563
	DOBIE MIDDLE SCHOOL	TRAVIS	570	ACADEMICALLY ACCEPTABLE	★★★★★	○ 57	51	61	VERY HIGH	8,760
	FULMORE MIDDLE SCHOOL	TRAVIS	1,040	ACADEMICALLY ACCEPTABLE	★★★★★	● 10	3	38	AVERAGE	6,058
	GARCIA MIDDLE SCHOOL	TRAVIS	656	ACADEMICALLY UNACCEPTABLE	**	**	**	**	**	**
	KEALING MIDDLE SCHOOL	TRAVIS	1,260	ACADEMICALLY ACCEPTABLE	★★★★★	● 12	20	11	HIGH	5,767
	LAMAR MIDDLE SCHOOL	TRAVIS	780	ACADEMICALLY UNACCEPTABLE	★★★★★	● 13	5	33	AVERAGE	6,166
	MARTIN MIDDLE SCHOOL	TRAVIS	746	ACADEMICALLY UNACCEPTABLE	★★★★★	● 4	10	3	LOW	6,754
	MENDEZ MIDDLE SCHOOL	TRAVIS	888	ACADEMICALLY UNACCEPTABLE	★★★★★	● 6	8	9	HIGH	6,867
	MURCHISON MIDDLE SCHOOL	TRAVIS	1,161	ACADEMICALLY ACCEPTABLE	★★★★★	● 36	35	38	AVERAGE	5,425
	O'HENRY MIDDLE SCHOOL	TRAVIS	974	ACADEMICALLY ACCEPTABLE	★★★★★	● 38	47	27	AVERAGE	5,399
	PARDES MIDDLE SCHOOL	TRAVIS	947	ACADEMICALLY ACCEPTABLE	★★★★★	○ 55	62	42	AVERAGE	6,069
	PEARCE MIDDLE SCHOOL	TRAVIS	519	ACADEMICALLY UNACCEPTABLE	★★★★★	● 1	13	1	VERY HIGH	8,605
	RICHARDS SCHOOL FOR YOUNG WOMEN LEADERS	TRAVIS	332	RECOGNIZED	**	**	**	**	**	**

\*\* Insufficient data

Composite Progress Percentile: ● 80-99 ● 60-79 ○ 40-59 ● 20-39 ● LESS THAN 20

SCHOOL TYPE/ DISTRICT NAME	CAMPUS NAME	COUNTY	ENROLL- MENT	2008-2009 ACCOUNTABILITY RATING	FAST RATING	COMPOSITE PROGRESS PERCENTILE	MATH PROGRESS PERCENTILE	READING PROGRESS PERCENTILE	SPENDING INDEX	ADJUSTED SPENDING PER PUPIL
<b>AUSTIN ISD (CONCLUDED)</b>										
	SMALL MIDDLE SCHOOL	TRAVIS	1,183	ACADEMICALLY ACCEPTABLE	★★★★☆☆	○ 53	56	47	AVERAGE	\$5,306
	WEBB MIDDLE SCHOOL	TRAVIS	519	ACADEMICALLY ACCEPTABLE	★★★★☆☆	● 8	11	11	HIGH	8,749
SECONDARY	AKINS HIGH SCHOOL	TRAVIS	2,588	ACADEMICALLY ACCEPTABLE	★★★★☆☆	◐ 23	22	29	VERY HIGH	5,300
	ANDERSON HIGH SCHOOL	TRAVIS	2,084	ACADEMICALLY ACCEPTABLE	★★★★☆☆	○ 50	57	39	AVERAGE	5,116
	AUSTIN HIGH SCHOOL	TRAVIS	2,290	ACADEMICALLY ACCEPTABLE	★★★★☆☆	◐ 34	24	47	HIGH	5,042
	BOWIE HIGH SCHOOL	TRAVIS	2,752	ACADEMICALLY ACCEPTABLE	★★★★☆☆	○ 41	42	38	AVERAGE	4,784
	CROCKETT HIGH SCHOOL	TRAVIS	1,809	ACADEMICALLY ACCEPTABLE	★★★★☆☆	● 14	12	22	AVERAGE	5,721
	EASTSIDE MEMORIAL GREEN TECH HIGH SCHOOL	TRAVIS	531	ACADEMICALLY UNACCEPTABLE	**	**	**	**	**	**
	GARZA INDEPENDENCE HIGH SCHOOL	TRAVIS	245	AEA: ACADEMICALLY ACCEPTABLE	**	**	**	**	AVERAGE	10,567
	INTERNATIONAL HIGH SCHOOL	TRAVIS	217	AEA: ACADEMICALLY ACCEPTABLE	**	**	**	**	HIGH	11,119
	LANIER HIGH SCHOOL	TRAVIS	1,525	ACADEMICALLY ACCEPTABLE	★★★★☆☆	○ 50	27	73	HIGH	6,687
	LBJ HIGH SCHOOL	TRAVIS	1,007	ACADEMICALLY UNACCEPTABLE	**	**	**	**	**	**
	LEADERSHIP ACADEMY	TRAVIS	56	AEA: ACADEMICALLY ACCEPTABLE	**	**	**	**	HIGH	10,449
	LIBERAL ARTS AND SCIENCE ACADEMY HIGH SCHOOL	TRAVIS	858	EXEMPLARY	**	**	**	**	**	**
	MCCALLUM HIGH SCHOOL	TRAVIS	1,703	ACADEMICALLY ACCEPTABLE	★★★★☆☆	◐ 39	41	36	LOW	5,374
	PHOENIX ACADEMY	TRAVIS	37	AEA: ACADEMICALLY ACCEPTABLE	**	**	**	**	LOW	8,208
	REAGAN HIGH SCHOOL	TRAVIS	885	ACADEMICALLY UNACCEPTABLE	★★★★☆☆	● 4	4	10	HIGH	7,751
	TRAVIS COUNTY DAY SCHOOL	TRAVIS	16	AEA: ACADEMICALLY ACCEPTABLE	**	**	**	**	**	**
	TRAVIS HIGH SCHOOL	TRAVIS	1,405	ACADEMICALLY ACCEPTABLE	★★★★☆☆	◐ 21	31	17	HIGH	7,139
ELEMENTARY AND SECONDARY	ALTERNATIVE LEARNING CENTER	TRAVIS	209	NOT RATED: OTHER	**	**	**	**	**	**
	AUSTIN ST HOSPITAL	TRAVIS	21	NOT RATED: OTHER	**	**	**	**	**	**
	ROSEDALE SCHOOL	TRAVIS	120	NOT RATED: OTHER	**	**	**	**	**	**
	TRAVIS COUNTY JJAEP	TRAVIS	19	NOT RATED: OTHER	**	**	**	**	**	**
	TRAVIS COUNTY JUVENILE DETENTION CENTER	TRAVIS	83	AEA: ACADEMICALLY ACCEPTABLE	**	**	**	**	LOW	6,559
<b>AUSTWELL-TIVOLI ISD</b>										
ELEMENTARY	AUSTWELL-TIVOLI ELEMENTARY SCHOOL	REFUGIO	81	EXEMPLARY	★★★★☆☆	● 86	83	86	VERY HIGH	11,805
SECONDARY	AUSTWELL-TIVOLI HIGH SCHOOL	REFUGIO	76	RECOGNIZED	★★★★☆☆	◐ 64	47	77	VERY HIGH	13,876
<b>AVALON ISD</b>										
ELEMENTARY AND SECONDARY	AVALON SCHOOL	ELLIS	305	RECOGNIZED	★★★★☆☆	○ 47	59	31	LOW	5,262
<b>AVERY ISD</b>										
ELEMENTARY	AVERY ELEMENTARY SCHOOL	RED RIVER	149	EXEMPLARY	★★★★☆☆	◐ 65	79	45	HIGH	8,410
MIDDLE	AVERY MIDDLE SCHOOL	RED RIVER	133	RECOGNIZED	★★★★☆☆	○ 58	40	73	VERY LOW	5,654
SECONDARY	AVERY HIGH SCHOOL	RED RIVER	144	RECOGNIZED	★★★★☆☆	○ 40	44	34	HIGH	8,348
<b>AVINGER ISD</b>										
ELEMENTARY	AVINGER ELEMENTARY SCHOOL	CASS	66	RECOGNIZED	★★★★☆☆	○ 47	68	21	HIGH	8,016
SECONDARY	AVINGER HIGH SCHOOL	CASS	55	RECOGNIZED	★★★★☆☆	◐ 34	39	28	VERY HIGH	12,972
<b>AW BROWN-FELLOWSHIP LEADERSHIP ACADEMY (C)</b>										
ELEMENTARY	AW BROWN-FELLOWSHIP CHARTER SCHOOL (C)	DALLAS	908	RECOGNIZED	★★★★☆☆	◐ 64	43	79	VERY LOW	4,524
	AW BROWN-FELLOWSHIP NORTH CAMPUS (C)	DALLAS	315	NOT RATED: OTHER	**	**	**	**	VERY LOW	2,022
<b>AXTELL ISD</b>										
ELEMENTARY	AXTELL ELEMENTARY SCHOOL	MCLENNAN	322	EXEMPLARY	★★★★☆☆	◐ 63	50	72	VERY HIGH	7,496
MIDDLE	AXTELL MIDDLE SCHOOL	MCLENNAN	147	RECOGNIZED	**	○ 40	55	23	**	**
SECONDARY	AXTEL/BRUCEVILLE-EDDY LEARNING CENTER	MCLENNAN	11	AEA: ACADEMICALLY ACCEPTABLE	**	**	**	**	**	**
	AXTELL HIGH SCHOOL	MCLENNAN	186	RECOGNIZED	★★★★☆☆	○ 58	52	62	VERY HIGH	12,876
	WACO CENTER FOR YOUTH	MCLENNAN	84	AEA: ACADEMICALLY ACCEPTABLE	**	**	**	**	VERY LOW	11,543
ELEMENTARY AND SECONDARY	METHODIST HOME BOYS RANCH	MCLENNAN	46	AEA: ACADEMICALLY ACCEPTABLE	**	**	**	**	VERY HIGH	13,756
<b>AZLE ISD</b>										
ELEMENTARY	CROSS TIMBERS ELEMENTARY SCHOOL	TARRANT	455	EXEMPLARY	★★★★☆☆	● 91	97	78	HIGH	5,859
	EAGLE HEIGHTS ELEMENTARY SCHOOL	TARRANT	483	EXEMPLARY	★★★★☆☆	◐ 78	88	64	LOW	4,918
	LIBERTY ELEMENTARY SCHOOL	TARRANT	404	EXEMPLARY	★★★★☆☆	◐ 74	57	85	HIGH	5,929
	SILVER CREEK ELEMENTARY SCHOOL	TARRANT	425	EXEMPLARY	★★★★☆☆	◐ 78	72	81	LOW	5,298

\*\* Insufficient data

Composite Progress Percentile: ● 80-99 ◐ 60-79 ○ 40-59 ◐ 20-39 ● LESS THAN 20

SCHOOL TYPE/ DISTRICT NAME	CAMPUS NAME	COUNTY	ENROLL- MENT	2008-2009 ACCOUNTABILITY RATING	FAST RATING	COMPOSITE PROGRESS PERCENTILE	MATH PROGRESS PERCENTILE	READING PROGRESS PERCENTILE	SPENDING INDEX	ADJUSTED SPENDING PER PUPIL
<b>AZLE ISD (CONCLUDED)</b>										
	WALNUT CREEK ELEMENTARY SCHOOL	TARRANT	519	EXEMPLARY	★★★★★☆☆	78	90	63	AVERAGE	\$5,086
MIDDLE	AZLE ELEMENTARY SCHOOL	TARRANT	472	RECOGNIZED	★★★★★☆☆	40	32	49	LOW	4,743
	AZLE JUNIOR HIGH SCHOOL SOUTH	TARRANT	514	ACADEMICALLY ACCEPTABLE	★★★★★☆☆	6	4	18	HIGH	5,541
	SANTO FORTE JUNIOR HIGH SCHOOL	TARRANT	414	ACADEMICALLY ACCEPTABLE	★★★★★☆☆	5	2	21	HIGH	6,390
	WE HOOVER ELEMENTARY	TARRANT	414	RECOGNIZED	★★★★★☆☆	10	9	17	LOW	4,928
SECONDARY	AZLE HIGH SCHOOL	TARRANT	1,648	RECOGNIZED	★★★★★☆☆	45	25	66	AVERAGE	5,290
	TARRANT CO JJAEP	TARRANT	3	NOT RATED: OTHER	**	**	**	**	**	**
<b>AZLEWAY CHARTER SCHOOL (C)</b>										
SECONDARY	AZLEWAY CHARTER SCHOOL PINE MOUNTAIN (C)	SMITH	24	NOT RATED: OTHER	**	**	**	**	**	**
ELEMENTARY AND SECONDARY	AZLEWAY CHARTER SCHOOL (C)	SMITH	98	AEA: ACADEMICALLY ACCEPTABLE	**	**	**	**	**	**
<b>BAIRD ISD</b>										
ELEMENTARY	BAIRD ELEMENTARY SCHOOL	CALLAHAN	148	EXEMPLARY	★★★★★☆☆	31	54	13	HIGH	7,049
MIDDLE	BAIRD MIDDLE SCHOOL	CALLAHAN	69	RECOGNIZED	★★★★★☆☆	22	33	17	VERY LOW	6,231
SECONDARY	BAIRD HIGH SCHOOL	CALLAHAN	97	RECOGNIZED	★★★★★☆☆	29	29	31	VERY HIGH	11,480
<b>BALLINGER ISD</b>										
ELEMENTARY	BALLINGER ELEMENTARY SCHOOL	RUNNELS	468	RECOGNIZED	★★★★★☆☆	23	17	35	AVERAGE	7,167
MIDDLE	BALLINGER JUNIOR HIGH SCHOOL	RUNNELS	222	RECOGNIZED	★★★★★☆☆	4	2	16	HIGH	9,985
SECONDARY	BALLINGER HIGH SCHOOL	RUNNELS	290	RECOGNIZED	★★★★★☆☆	38	22	59	AVERAGE	9,540
	FAIRVIEW ALTERNATIVE EDUCATION COOP	RUNNELS	6	AEA: ACADEMICALLY ACCEPTABLE	**	**	**	**	**	**
<b>BALMORHEA ISD</b>										
ELEMENTARY AND SECONDARY	BALMORHEA SCHOOL	REEVES	158	EXEMPLARY	★★★★★☆☆	66	70	59	HIGH	11,667
<b>BANDERA ISD</b>										
ELEMENTARY	ALKEK ELEMENTARY SCHOOL	BANDERA	633	RECOGNIZED	★★★★★☆☆	59	66	48	HIGH	5,910
	HILL COUNTRY ELEMENTARY SCHOOL	BANDERA	518	RECOGNIZED	★★★★★☆☆	69	85	49	VERY HIGH	6,162
MIDDLE	BANDERA MIDDLE SCHOOL	BANDERA	569	RECOGNIZED	★★★★★☆☆	35	44	26	AVERAGE	5,531
SECONDARY	BANDERA HIGH SCHOOL	BANDERA	784	ACADEMICALLY ACCEPTABLE	★★★★★☆☆	16	28	11	AVERAGE	5,977
<b>BANGS ISD</b>										
ELEMENTARY	JB STEPHENS ELEMENTARY SCHOOL	BROWN	434	EXEMPLARY	★★★★★☆☆	69	60	75	LOW	6,019
MIDDLE	BANGS MIDDLE SCHOOL	BROWN	323	ACADEMICALLY ACCEPTABLE	★★★★★☆☆	8	4	23	VERY LOW	6,282
SECONDARY	BANGS HIGH SCHOOL	BROWN	308	RECOGNIZED	★★★★★☆☆	64	40	81	LOW	8,402
ELEMENTARY AND SECONDARY	EARLY SPECIAL PROGRAM	BROWN	14	NOT RATED: OTHER	**	**	**	**	**	**
<b>BANQUETE ISD</b>										
ELEMENTARY	BANQUETE ELEMENTARY SCHOOL	NUECES	399	RECOGNIZED	★★★★★☆☆	29	31	29	HIGH	5,500
MIDDLE	BANQUETE JUNIOR HIGH SCHOOL	NUECES	186	RECOGNIZED	★★★★★☆☆	39	47	29	HIGH	6,091
SECONDARY	BANQUETE HIGH SCHOOL	NUECES	249	ACADEMICALLY ACCEPTABLE	★★★★★☆☆	26	21	34	HIGH	7,539
<b>BARBERS HILL ISD</b>										
ELEMENTARY	BARBERS HILL ELEMENTARY SCHOOL	CHAMBERS	665	EXEMPLARY	★★★★★☆☆	68	77	57	AVERAGE	4,702
	BARBERS HILL KINDERGARTEN CENTER	CHAMBERS	341	NOT RATED: OTHER	**	**	**	**	VERY HIGH	6,852
	BARBERS HILL PRIMARY SCHOOL	CHAMBERS	535	EXEMPLARY	**	**	**	**	AVERAGE	5,086
MIDDLE	BARBERS HILL INTERMEDIATE SCHOOL	CHAMBERS	604	EXEMPLARY	★★★★★☆☆	94	95	88	LOW	5,101
	BARBERS HILL MIDDLE SCHOOL	CHAMBERS	649	ACADEMICALLY ACCEPTABLE	★★★★★☆☆	6	14	5	AVERAGE	5,152
SECONDARY	BARBERS HILL ALTERNATIVE SCHOOL	CHAMBERS	6	NOT RATED: OTHER	**	**	**	**	**	**
	BARBERS HILL HIGH SCHOOL	CHAMBERS	1,090	ACADEMICALLY ACCEPTABLE	★★★★★☆☆	61	46	73	LOW	5,569
<b>BARTLETT ISD</b>										
ELEMENTARY AND SECONDARY	BARTLETT SCHOOLS	BELL	410	ACADEMICALLY ACCEPTABLE	★★★★★☆☆	7	26	3	VERY LOW	6,323
<b>BASTROP ISD</b>										
ELEMENTARY	BLUEBONNET ELEMENTARY SCHOOL	BASTROP	622	RECOGNIZED	★★★★★☆☆	37	24	54	VERY LOW	4,939
	CEDAR CREEK ELEMENTARY SCHOOL	BASTROP	719	EXEMPLARY	★★★★★☆☆	5	7	7	VERY LOW	4,671
	EMILE ELEMENTARY SCHOOL	BASTROP	492	EXEMPLARY	★★★★★☆☆	40	41	38	AVERAGE	5,731
	LOST PINES ELEMENTARY SCHOOL	BASTROP	708	RECOGNIZED	★★★★★☆☆	6	8	9	AVERAGE	4,944
	MINA ELEMENTARY SCHOOL	BASTROP	590	EXEMPLARY	★★★★★☆☆	18	10	34	VERY HIGH	5,712

\*\* Insufficient data

Composite Progress Percentile: ● 80-99 ● 60-79 ○ 40-59 ● 20-39 ● LESS THAN 20

SCHOOL TYPE/ DISTRICT NAME	CAMPUS NAME	COUNTY	ENROLL- MENT	2008-2009 ACCOUNTABILITY RATING	FAST RATING	COMPOSITE PROGRESS PERCENTILE	MATH PROGRESS PERCENTILE	READING PROGRESS PERCENTILE	SPENDING INDEX	ADJUSTED SPENDING PER PUPIL
<b>BASTROP ISD (CONCLUDED)</b>										
	RED ROCK ELEMENTARY SCHOOL	BASTROP	543	ACADEMICALLY ACCEPTABLE	★★★★☆	○ 48	72	19	HIGH	\$5,757
MIDDLE	BASTROP INTERMEDIATE SCHOOL	BASTROP	663	ACADEMICALLY ACCEPTABLE	★★★★☆	● 8	13	10	AVERAGE	5,271
	BASTROP MIDDLE SCHOOL	BASTROP	647	ACADEMICALLY UNACCEPTABLE	★★★★☆	● 13	19	13	AVERAGE	5,324
	CEDAR CREEK INTERMEDIATE SCHOOL	BASTROP	673	ACADEMICALLY ACCEPTABLE	★★★★☆	◐ 24	45	11	AVERAGE	4,895
	CEDAR CREEK MIDDLE SCHOOL	BASTROP	625	ACADEMICALLY ACCEPTABLE	★★★★☆	● 17	45	5	AVERAGE	5,349
SECONDARY	BASTROP HIGH SCHOOL	BASTROP	2,310	ACADEMICALLY ACCEPTABLE	★★★★☆	● 10	7	21	VERY HIGH	5,202
	GENESIS HIGH SCHOOL	BASTROP	70	AEA: ACADEMICALLY ACCEPTABLE		**	**	**	**	**
ELEMENTARY AND SECONDARY	GATEWAY SCHOOL	BASTROP	43	NOT RATED: OTHER	**	**	**	**	**	**
<b>BAY AREA CHARTER INC (C)</b>										
ELEMENTARY	BAY AREA CHARTER ELEMENTARY SCHOOL (C)	HARRIS	199	RECOGNIZED	★★★★☆	◐ 39	27	54	VERY LOW	4,318
MIDDLE	BAY AREA CHARTER MIDDLE SCHOOL (C)	HARRIS	31	RECOGNIZED	★★★★☆	◐ 33	9	67	HIGH	8,425
SECONDARY	ED WHITE MEMORIAL HIGH SCHOOL (C)	HARRIS	98	AEA: ACADEMICALLY ACCEPTABLE	**	**	**	**	LOW	6,546
<b>BAY CITY ISD</b>										
ELEMENTARY	BAY CITY INTERMEDIATE SCHOOL	MATAGORDA	388	ACADEMICALLY ACCEPTABLE	★★★★☆	◐ 25	58	5	AVERAGE	6,762
	CHERRY ELEMENTARY SCHOOL	MATAGORDA	319	EXEMPLARY	**	**	**	**	HIGH	7,305
	MCALLISTER INTERMEDIATE SCHOOL	MATAGORDA	451	RECOGNIZED	★★★★☆	○ 40	63	16	LOW	6,387
	ROBERTS ELEMENTARY SCHOOL	MATAGORDA	458	RECOGNIZED	**	**	**	**	VERY LOW	5,269
	TENIE HOLMES ELEMENTARY SCHOOL	MATAGORDA	560	EXEMPLARY	**	**	**	**	VERY LOW	5,527
MIDDLE	BAY CITY JUNIOR HIGH SCHOOL	MATAGORDA	571	ACADEMICALLY ACCEPTABLE	★★★★☆	● 9	27	4	AVERAGE	7,477
SECONDARY	BAY CITY HIGH SCHOOL	MATAGORDA	1,156	ACADEMICALLY ACCEPTABLE	★★★★☆	◐ 22	24	24	LOW	7,413
	MATAGORDA COUNTY JJAEP	MATAGORDA	5	NOT RATED: OTHER	**	**	**	**	**	**
<b>BEATRICE MAYES INSTITUTE CHARTER SCHOOL (C)</b>										
ELEMENTARY	BEATRICE MAYES INSTITUTE CHARTER SCHOOL (C)	HARRIS	416	EXEMPLARY	★★★★☆	◐ 76	75	76	VERY LOW	3,719
<b>BEAUMONT ISD</b>										
ELEMENTARY	AMELIA ELEMENTARY SCHOOL	JEFFERSON	359	EXEMPLARY	★★★★☆	● 80	81	77	VERY HIGH	6,448
	BINGMAN ELEMENTARY SCHOOL	JEFFERSON	191	RECOGNIZED	★★★★☆	◐ 69	80	54	VERY HIGH	8,965
	BLANCHETTE ELEMENTARY SCHOOL	JEFFERSON	160	EXEMPLARY	★★★★☆	● 90	93	82	VERY HIGH	9,641
	CALDWOOD ELEMENTARY SCHOOL	JEFFERSON	591	ACADEMICALLY ACCEPTABLE	★★★★☆	○ 43	52	31	VERY HIGH	6,634
	CURTIS ELEMENTARY SCHOOL	JEFFERSON	505	EXEMPLARY	★★★★☆	● 95	90	95	AVERAGE	4,978
	DISHMAN ELEMENTARY SCHOOL	JEFFERSON	629	RECOGNIZED	★★★★☆	◐ 21	18	28	AVERAGE	4,868
	DUNBAR ELEMENTARY SCHOOL	JEFFERSON	499	EXEMPLARY	★★★★☆	◐ 75	76	72	VERY HIGH	6,501
	FEHL ELEMENTARY SCHOOL	JEFFERSON	232	ACADEMICALLY ACCEPTABLE	★★★★☆	○ 43	36	50	HIGH	6,218
	FIELD ELEMENTARY SCHOOL	JEFFERSON	316	EXEMPLARY	★★★★☆	● 89	82	90	HIGH	7,147
	FLETCHER ELEMENTARY SCHOOL	JEFFERSON	732	EXEMPLARY	★★★★☆	● 99	99	99	AVERAGE	5,325
	FRENCH ELEMENTARY SCHOOL	JEFFERSON	518	EXEMPLARY	★★★★☆	● 96	90	97	HIGH	5,904
	GUESS ELEMENTARY SCHOOL	JEFFERSON	629	RECOGNIZED	★★★★☆	○ 59	55	60	HIGH	5,687
	HOMER DR ELEMENTARY SCHOOL	JEFFERSON	411	EXEMPLARY	★★★★☆	● 99	99	99	VERY HIGH	7,335
	LUCAS ELEMENTARY SCHOOL	JEFFERSON	329	RECOGNIZED	★★★★☆	◐ 71	62	77	VERY HIGH	6,865
	MARTIN ELEMENTARY SCHOOL	JEFFERSON	492	EXEMPLARY	★★★★☆	◐ 61	74	42	HIGH	6,485
	OGDEN ELEMENTARY SCHOOL	JEFFERSON	348	EXEMPLARY	★★★★☆	● 90	90	87	HIGH	6,238
	PIETZSCH-MACARTHUR ELEMENTARY SCHOOL	JEFFERSON	1,029	ACADEMICALLY ACCEPTABLE	★★★★☆	◐ 29	48	14	AVERAGE	5,754
	PRICE ELEMENTARY SCHOOL	JEFFERSON	346	EXEMPLARY	★★★★☆	◐ 79	62	88	VERY HIGH	8,816
	REGINA HOWELL ELEMENTARY SCHOOL	JEFFERSON	769	RECOGNIZED	★★★★☆	◐ 66	55	73	AVERAGE	4,465
	SOUTHERLAND HEAD START	JEFFERSON	512	NOT RATED: OTHER	**	**	**	**	VERY HIGH	6,846
MIDDLE	AUSTIN MIDDLE SCHOOL	JEFFERSON	477	NOT RATED: OTHER	**	**	**	**	VERY HIGH	7,292
	MARSHALL MIDDLE SCHOOL	JEFFERSON	783	RECOGNIZED	★★★★☆	○ 57	49	63	AVERAGE	5,107
	ML KING MIDDLE SCHOOL	JEFFERSON	460	NOT RATED: OTHER	**	**	**	**	VERY HIGH	7,197
	ODOM MIDDLE SCHOOL	JEFFERSON	775	RECOGNIZED	★★★★☆	◐ 32	41	23	AVERAGE	5,629
	SMITH MIDDLE SCHOOL	JEFFERSON	438	ACADEMICALLY ACCEPTABLE	★★★★☆	● 1	1	1	HIGH	7,137
	SOUTH PARK MIDDLE SCHOOL	JEFFERSON	339	ACADEMICALLY ACCEPTABLE	★★★★☆	○ 43	57	27	VERY HIGH	8,011
	VINCENT MIDDLE SCHOOL	JEFFERSON	842	ACADEMICALLY ACCEPTABLE	★★★★☆	● 5	5	9	AVERAGE	5,491
SECONDARY	CENTRAL SENIOR HIGH SCHOOL	JEFFERSON	1,535	RECOGNIZED	★★★★☆	○ 48	59	32	HIGH	6,886

\*\* Insufficient data

Composite Progress Percentile: ● 80-99 ◐ 60-79 ○ 40-59 ◐ 20-39 ● LESS THAN 20

SCHOOL TYPE/ DISTRICT NAME	CAMPUS NAME	COUNTY	ENROLL- MENT	2008-2009 ACCOUNTABILITY RATING	FAST RATING	COMPOSITE PROGRESS PERCENTILE	MATH PROGRESS PERCENTILE	READING PROGRESS PERCENTILE	SPENDING INDEX	ADJUSTED SPENDING PER PUPIL
<b>BEAUMONT ISD (CONCLUDED)</b>										
	JEFFERSON COUNTY YOUTH ACADEMY	JEFFERSON	10	NOT RATED: OTHER	**	**	**	**	**	**
	OZEN HIGH SCHOOL	JEFFERSON	1,232	ACADEMICALLY ACCEPTABLE	★★★★☆	26	31	24	VERY HIGH	\$7,585
	PAUL A BROWN ALTERNATIVE CENTER	JEFFERSON	188	AEA: ACADEMICALLY ACCEPTABLE	**	**	**	**	LOW	6,614
	WEST BROOK SENIOR HIGH SCHOOL	JEFFERSON	2,529	ACADEMICALLY ACCEPTABLE	★★★★☆	37	25	52	AVERAGE	5,543
ELEMENTARY AND SECONDARY	PATHWAYS LEARNING CENTER	JEFFERSON	60	NOT RATED: OTHER	**	**	**	**	VERY HIGH	13,045
<b>BECKVILLE ISD</b>										
ELEMENTARY	BECKVILLE SUNSET ELEMENTARY SCHOOL	PANOLA	347	EXEMPLARY	★★★★☆	48	47	47	LOW	6,024
ELEMENTARY AND SECONDARY	BECKVILLE JR-SR HIGH SCHOOL	PANOLA	280	ACADEMICALLY ACCEPTABLE	★★★★☆	9	5	24	HIGH	7,681
<b>BEEVILLE ISD</b>										
ELEMENTARY	FADDEN-MCKEOWN-CHAMBLISS ELEMENTARY	BEE	416	RECOGNIZED	★★★★☆	16	24	13	VERY HIGH	7,863
	HAMPTON-MORENO-DUGAT EARLY CHILDHOOD CENTER	BEE	388	NOT RATED: OTHER	**	**	**	**	VERY HIGH	6,682
	RA HALL ELEMENTARY	BEE	418	RECOGNIZED	★★★★☆	2	15	1	HIGH	6,823
	THOMAS JEFFERSON ELEMENTARY SCHOOL	BEE	485	EXEMPLARY	★★★★☆	61	71	45	HIGH	7,194
MIDDLE	MORENO MIDDLE SCHOOL	BEE	805	ACADEMICALLY ACCEPTABLE	★★★★☆	1	1	4	HIGH	7,055
SECONDARY	AC JONES HIGH SCHOOL	BEE	997	ACADEMICALLY UNACCEPTABLE	★★★★☆	25	28	24	AVERAGE	7,523
	THE ACADEMY AT MADDERRA	BEE	31	AEA: ACADEMICALLY ACCEPTABLE	**	**	**	**	**	**
<b>BELLEVUE ISD</b>										
ELEMENTARY AND SECONDARY	BELLEVUE SCHOOL	CLAY	175	RECOGNIZED	★★★★☆	12	9	22	LOW	7,429
<b>BELLS ISD</b>										
ELEMENTARY	BELLS ELEMENTARY SCHOOL	GRAYSON	436	EXEMPLARY	★★★★☆	64	70	53	AVERAGE	5,727
MIDDLE	PRITCHARD JUNIOR HIGH SCHOOL	GRAYSON	123	EXEMPLARY	★★★★☆	7	14	6	VERY HIGH	7,899
SECONDARY	BELLS HIGH SCHOOL	GRAYSON	249	RECOGNIZED	★★★★☆	43	34	53	VERY HIGH	7,919
<b>BELLVILLE ISD</b>										
ELEMENTARY	O'BRYANT INTERMEDIATE SCHOOL	AUSTIN	251	EXEMPLARY	★★★★☆	65	64	62	LOW	5,407
	O'BRYANT PRIMARY SCHOOL	AUSTIN	573	EXEMPLARY	**	**	**	**	VERY LOW	4,589
	WEST END ELEMENTARY SCHOOL	AUSTIN	187	EXEMPLARY	★★★★☆	75	78	71	LOW	5,489
MIDDLE	BELLVILLE JUNIOR HIGH SCHOOL	AUSTIN	476	EXEMPLARY	★★★★☆	32	33	32	LOW	5,035
SECONDARY	BELLVILLE HIGH SCHOOL	AUSTIN	669	RECOGNIZED	★★★★☆	28	29	28	VERY LOW	4,818
<b>BELTON ISD</b>										
ELEMENTARY	JOE M PIRTLE ELEMENTARY SCHOOL	BELL	661	RECOGNIZED	★★★★☆	49	54	39	LOW	4,657
	LAKEWOOD ELEMENTARY SCHOOL	BELL	688	EXEMPLARY	★★★★☆	79	74	81	LOW	4,508
	LEON HEIGHTS ELEMENTARY SCHOOL	BELL	305	EXEMPLARY	★★★★☆	75	89	56	AVERAGE	5,221
	MILLER HEIGHTS ELEMENTARY SCHOOL	BELL	445	RECOGNIZED	★★★★☆	58	49	64	LOW	5,746
	SOUTHWEST ELEMENTARY SCHOOL	BELL	459	RECOGNIZED	★★★★☆	80	65	88	AVERAGE	5,679
	SPARTA ELEMENTARY SCHOOL	BELL	680	EXEMPLARY	★★★★☆	78	83	72	VERY LOW	4,789
	TARVER ELEMENTARY SCHOOL	BELL	502	EXEMPLARY	**	**	**	**	**	**
	TYLER ELEMENTARY SCHOOL	BELL	550	RECOGNIZED	★★★★☆	49	40	58	AVERAGE	5,395
MIDDLE	BELL CO JJAEP	BELL	4	NOT RATED: OTHER	**	**	**	**	**	**
	BELTON MIDDLE SCHOOL	BELL	885	ACADEMICALLY ACCEPTABLE	★★★★☆	14	21	12	VERY HIGH	5,983
	LAKE BELTON MIDDLE SCHOOL	BELL	958	ACADEMICALLY ACCEPTABLE	★★★★☆	42	43	38	AVERAGE	5,149
SECONDARY	BELTON HIGH SCHOOL	BELL	2,285	RECOGNIZED	★★★★☆	43	33	54	HIGH	5,383
	HENRY T WASKOW HIGH SCHOOL	BELL	92	AEA: ACADEMICALLY ACCEPTABLE	**	**	**	**	AVERAGE	7,219
<b>BEN BOLT-PALITO BLANCO ISD</b>										
ELEMENTARY	PALITO BLANCO ELEMENTARY SCHOOL	JIM WELLS	178	EXEMPLARY	**	**	**	**	HIGH	8,622
MIDDLE	BEN BOLT MIDDLE SCHOOL	JIM WELLS	245	ACADEMICALLY ACCEPTABLE	★★★★☆	11	31	5	LOW	6,828
SECONDARY	BEN BOLT-PALITO BLANCO HIGH SCHOOL	JIM WELLS	180	ACADEMICALLY ACCEPTABLE	★★★★☆	51	30	71	VERY HIGH	13,223
<b>BENAVIDES ISD</b>										
ELEMENTARY	BENAVIDES ELEMENTARY SCHOOL	DUVAL	227	ACADEMICALLY ACCEPTABLE	★★★★☆	4	7	6	HIGH	8,202
SECONDARY	BENAVIDES SECONDARY	DUVAL	201	ACADEMICALLY UNACCEPTABLE	★★★★☆	24	11	45	AVERAGE	9,836

\*\* Insufficient data

Composite Progress Percentile: ● 80-99 ● 60-79 ○ 40-59 ○ 20-39 ● LESS THAN 20



SCHOOL TYPE/ DISTRICT NAME	CAMPUS NAME	COUNTY	ENROLL- MENT	2008-2009 ACCOUNTABILITY RATING	FAST RATING	COMPOSITE PROGRESS PERCENTILE	MATH PROGRESS PERCENTILE	READING PROGRESS PERCENTILE	SPENDING INDEX	ADJUSTED SPENDING PER PUPIL
<b>BENJAMIN ISD</b>										
ELEMENTARY AND SECONDARY	BENJAMIN SCHOOL	KNOX	81	EXEMPLARY	★★★★☆	○ 51	66	29	VERY HIGH	\$10,857
<b>BENJI'S SPECIAL EDUCATIONAL ACADEMY CHARTER SCHOOL (C)</b>										
ELEMENTARY AND SECONDARY	BENJI'S SPECIAL EDUCATIONAL ACADEMY CHARTER SCHOOL (C)	HARRIS	520	AEA: ACADEMICALLY UNACCEPTABLE	**	**	**	**	VERY LOW	3,480
<b>BEXAR COUNTY ACADEMY (C)</b>										
ELEMENTARY	BEXAR COUNTY ACADEMY (C)	BEXAR	485	ACADEMICALLY ACCEPTABLE	★★★★☆	● 9	5	21	VERY LOW	4,588
<b>BIG SANDY ISD</b>										
ELEMENTARY AND SECONDARY	BIG SANDY SCHOOL	POLK	509	ACADEMICALLY ACCEPTABLE	★★★★☆	● 18	13	30	LOW	7,290
<b>BIG SANDY ISD</b>										
ELEMENTARY	BIG SANDY ELEMENTARY SCHOOL	UPSHUR	383	ACADEMICALLY ACCEPTABLE	★★★★☆	◐ 26	42	15	VERY HIGH	6,824
MIDDLE	BIG SANDY JUNIOR HIGH SCHOOL	UPSHUR	159	ACADEMICALLY ACCEPTABLE	★★★★☆	● 5	3	14	VERY LOW	6,012
SECONDARY	BIG SANDY HIGH SCHOOL	UPSHUR	205	ACADEMICALLY ACCEPTABLE	★★★★☆	○ 50	8	89	AVERAGE	8,647
<b>BIG SPRING ISD</b>										
ELEMENTARY	BAUER ELEMENTARY SCHOOL	HOWARD	315	ACADEMICALLY ACCEPTABLE	★★★★☆	● 1	7	1	LOW	5,942
	KENTWOOD ELEMENTARY SCHOOL	HOWARD	199	EXEMPLARY	★★★★☆	● 2	2	3	AVERAGE	7,242
	MARCY ELEMENTARY SCHOOL	HOWARD	493	RECOGNIZED	★★★★☆	○ 43	64	20	LOW	6,010
	MOSS ELEMENTARY SCHOOL	HOWARD	332	RECOGNIZED	★★★★☆	○ 45	60	26	HIGH	7,294
	WASHINGTON ELEMENTARY SCHOOL	HOWARD	372	RECOGNIZED	★★★★☆	● 14	46	3	VERY LOW	5,531
MIDDLE	BIG SPRING JUNIOR HIGH SCHOOL	HOWARD	550	ACADEMICALLY UNACCEPTABLE	★★★★☆	● 2	1	9	LOW	6,705
	GOLIAD INTERMEDIATE SCHOOL	HOWARD	556	ACADEMICALLY ACCEPTABLE	★★★★☆	● 12	12	16	VERY LOW	6,150
SECONDARY	BIG SPRING HIGH SCHOOL	HOWARD	990	ACADEMICALLY ACCEPTABLE	★★★★☆	◐ 29	22	40	HIGH	8,113
<b>BIG SPRINGS CHARTER SCHOOL (C)</b>										
ELEMENTARY AND SECONDARY	BIG SPRINGS CHARTER SCHOOL (C)	REAL	57	AEA: ACADEMICALLY ACCEPTABLE	**	**	**	**	**	**
	HILL COUNTRY YOUTH RANCH (C)	REAL	60	AEA: ACADEMICALLY ACCEPTABLE	**	**	**	**	**	**
<b>BIRDVILLE ISD</b>										
ELEMENTARY	ACADEMY AT WEST BIRDVILLE	TARRANT	611	RECOGNIZED	★★★★☆	◐ 64	36	85	LOW	5,376
	ALLIENE MULLENDORE ELEMENTARY SCHOOL	TARRANT	385	RECOGNIZED	★★★★☆	○ 41	24	62	AVERAGE	5,238
	BIRDVILLE ELEMENTARY SCHOOL	TARRANT	394	RECOGNIZED	★★★★☆	● 92	95	86	LOW	5,843
	CARRIE FRANCE THOMAS ELEMENTARY	TARRANT	559	EXEMPLARY	★★★★☆	◐ 75	42	94	AVERAGE	5,935
	DAVID E SMITH ELEMENTARY SCHOOL	TARRANT	440	EXEMPLARY	★★★★☆	● 81	91	67	AVERAGE	5,331
	FOSTER VILLAGE ELEMENTARY SCHOOL	TARRANT	515	EXEMPLARY	★★★★☆	◐ 72	67	76	VERY LOW	4,832
	GRACE E HARDEMAN ELEMENTARY SCHOOL	TARRANT	803	RECOGNIZED	★★★★☆	○ 47	48	44	VERY LOW	4,626
	GREEN VALLEY ELEMENTARY SCHOOL	TARRANT	494	EXEMPLARY	★★★★☆	● 83	63	92	LOW	5,246
	HOLIDAY HEIGHTS ELEMENTARY SCHOOL	TARRANT	711	EXEMPLARY	★★★★☆	● 82	72	86	VERY LOW	4,511
	JACK C BINION ELEMENTARY SCHOOL	TARRANT	631	ACADEMICALLY ACCEPTABLE	★★★★☆	◐ 67	62	69	VERY LOW	5,041
	JOHN D SPICER ELEMENTARY SCHOOL	TARRANT	573	ACADEMICALLY ACCEPTABLE	★★★★☆	◐ 61	40	77	AVERAGE	5,363
	MAJOR CHENEY ELEMENTARY SCHOOL AT SOUTH BIRDVILLE	TARRANT	334	RECOGNIZED	★★★★☆	◐ 67	48	80	AVERAGE	6,031
	NORTH RIDGE ELEMENTARY SCHOOL	TARRANT	631	EXEMPLARY	★★★★☆	◐ 68	40	86	AVERAGE	5,081
	OH STOWE ELEMENTARY	TARRANT	679	RECOGNIZED	★★★★☆	◐ 77	56	89	VERY LOW	4,847
	RICHLAND ELEMENTARY SCHOOL	TARRANT	402	EXEMPLARY	★★★★☆	○ 56	41	70	HIGH	6,138
	SMITHFIELD ELEMENTARY SCHOOL	TARRANT	436	EXEMPLARY	★★★★☆	◐ 37	29	46	AVERAGE	6,013
	SNOW HEIGHTS ELEMENTARY SCHOOL	TARRANT	305	EXEMPLARY	★★★★☆	○ 54	42	65	HIGH	6,272
	WA PORTER ELEMENTARY SCHOOL	TARRANT	476	EXEMPLARY	★★★★☆	● 81	58	92	HIGH	5,629
	WALKER CREEK ELEMENTARY SCHOOL	TARRANT	580	RECOGNIZED	★★★★☆	● 98	94	98	VERY LOW	4,466
	WATAUGA ELEMENTARY SCHOOL	TARRANT	772	EXEMPLARY	★★★★☆	◐ 72	72	71	LOW	4,755
	WT FRANCISCO ELEMENTARY SCHOOL	TARRANT	374	RECOGNIZED	★★★★☆	◐ 72	72	70	AVERAGE	6,204
MIDDLE	HALTOM MIDDLE SCHOOL	TARRANT	800	ACADEMICALLY ACCEPTABLE	★★★★☆	● 9	1	51	AVERAGE	5,329
	NORTH OAKS MIDDLE SCHOOL	TARRANT	527	ACADEMICALLY ACCEPTABLE	★★★★☆	● 17	8	37	AVERAGE	5,474
	NORTH RICHLAND MIDDLE SCHOOL	TARRANT	879	ACADEMICALLY ACCEPTABLE	★★★★☆	◐ 31	28	37	LOW	4,780
	NORTH RIDGE MIDDLE SCHOOL	TARRANT	837	RECOGNIZED	★★★★☆	◐ 26	28	26	LOW	4,848
	RICHLAND MIDDLE SCHOOL	TARRANT	557	ACADEMICALLY ACCEPTABLE	★★★★☆	● 13	2	49	AVERAGE	5,593

\*\* Insufficient data

Composite Progress Percentile: ● 80-99 ◐ 60-79 ○ 40-59 ◐ 20-39 ● LESS THAN 20

SCHOOL TYPE/ DISTRICT NAME	CAMPUS NAME	COUNTY	ENROLL- MENT	2008-2009 ACCOUNTABILITY RATING	FAST RATING	COMPOSITE PROGRESS PERCENTILE	MATH PROGRESS PERCENTILE	READING PROGRESS PERCENTILE	SPENDING INDEX	ADJUSTED SPENDING PER PUPIL
<b>BIRDVILLE ISD (CONCLUDED)</b>										
	SMITHFIELD MIDDLE SCHOOL	TARRANT	723	RECOGNIZED	★★★★☆	☉ 29	30	30	LOW	\$5,128
	WATAUGA MIDDLE SCHOOL	TARRANT	705	ACADEMICALLY ACCEPTABLE	★★★★☆	● 5	1	26	LOW	5,218
SECONDARY	BIRDVILLE HIGH SCHOOL	TARRANT	1,803	ACADEMICALLY ACCEPTABLE	★★★★☆	☉ 35	26	47	HIGH	5,264
	HALTOM HIGH SCHOOL	TARRANT	2,463	ACADEMICALLY ACCEPTABLE	★★★★☆	● 19	21	22	AVERAGE	5,511
	RICHLAND HIGH SCHOOL	TARRANT	2,102	RECOGNIZED	★★★★☆	☉ 37	27	51	AVERAGE	4,948
	TARRANT CO JJAEP	TARRANT	4	NOT RATED: OTHER	**	**	**	**	**	**
<b>BISHOP CISD</b>										
ELEMENTARY	BISHOP ELEMENTARY SCHOOL	NUECES	253	EXEMPLARY	★★★★☆	☉ 78	74	79	LOW	5,713
	BISHOP PRIMARY SCHOOL	NUECES	304	RECOGNIZED	**	**	**	**	AVERAGE	5,164
	PETRONILA ELEMENTARY SCHOOL	NUECES	118	EXEMPLARY	★★★★☆	● 84	86	81	VERY HIGH	6,609
MIDDLE	LILLION E LUEHRS JUNIOR HIGH SCHOOL	NUECES	185	ACADEMICALLY ACCEPTABLE	★★★★☆	● 14	19	15	VERY HIGH	6,633
SECONDARY	BISHOP HIGH SCHOOL	NUECES	331	RECOGNIZED	★★★★☆	☉ 27	16	45	HIGH	7,089
<b>BLACKWELL CISD</b>										
ELEMENTARY AND SECONDARY	BLACKWELL SCHOOL	NOLAN	157	RECOGNIZED	★★★★☆	☉ 34	13	62	VERY HIGH	14,012
<b>BLANCO ISD</b>										
ELEMENTARY	BLANCO ELEMENTARY SCHOOL	BLANCO	410	EXEMPLARY	★★★★☆	○ 53	60	42	HIGH	7,689
MIDDLE	BLANCO MIDDLE SCHOOL	BLANCO	220	ACADEMICALLY ACCEPTABLE	★★★★☆	☉ 35	28	43	HIGH	8,050
SECONDARY	BLANCO HIGH SCHOOL	BLANCO	319	ACADEMICALLY ACCEPTABLE	★★★★☆	● 9	12	12	AVERAGE	9,073
<b>BLAND ISD</b>										
ELEMENTARY	BLAND ELEMENTARY SCHOOL	HUNT	229	EXEMPLARY	★★★★☆	☉ 76	76	76	VERY LOW	4,488
MIDDLE	BLAND MIDDLE SCHOOL	HUNT	161	ACADEMICALLY ACCEPTABLE	★★★★☆	● 3	5	5	AVERAGE	5,200
SECONDARY	BLAND HIGH SCHOOL	HUNT	175	RECOGNIZED	★★★★☆	○ 51	45	55	VERY LOW	5,283
<b>BLANKET ISD</b>										
ELEMENTARY	BLANKET ELEMENTARY SCHOOL	BROWN	137	RECOGNIZED	★★★★☆	○ 42	61	21	AVERAGE	6,824
	EARLY SPECIAL PROGRAM – BLANKET ISD (EE-8)	BROWN	6	NOT RATED: OTHER	**	**	**	**	**	**
SECONDARY	BLANKET SCHOOL	BROWN	71	EXEMPLARY	★★★★☆	☉ 66	70	59	HIGH	9,794
	EARLY SPECIAL PROGRAM – BLANKET ISD (9-12)	BROWN	1	NOT RATED: OTHER	**	**	**	**	**	**
<b>BLOOMBURG ISD</b>										
ELEMENTARY	BLOOMBURG ELEMENTARY SCHOOL	CASS	152	EXEMPLARY	★★★★☆	☉ 63	53	69	AVERAGE	6,596
SECONDARY	BLOOMBURG HIGH SCHOOL	CASS	121	RECOGNIZED	★★★★☆	○ 58	58	56	HIGH	8,367
<b>BLOOMING GROVE ISD</b>										
ELEMENTARY	BLOOMING GROVE ELEMENTARY SCHOOL	NAVARRO	378	RECOGNIZED	★★★★☆	○ 44	40	46	LOW	5,943
MIDDLE	BLOOMING GROVE JUNIOR HIGH SCHOOL	NAVARRO	196	RECOGNIZED	★★★★☆	☉ 23	33	18	LOW	7,027
SECONDARY	BLOOMING GROVE HIGH SCHOOL	NAVARRO	304	ACADEMICALLY ACCEPTABLE	★★★★☆	☉ 25	14	42	VERY LOW	6,842
<b>BLOOMINGTON ISD</b>										
ELEMENTARY	BLOOMINGTON ELEMENTARY SCHOOL	VICTORIA	368	EXEMPLARY	**	**	**	**	LOW	5,585
	PLACEDO ELEMENTARY SCHOOL	VICTORIA	210	RECOGNIZED	★★★★☆	☉ 24	38	15	HIGH	5,951
MIDDLE	BLOOMINGTON JUNIOR HIGH SCHOOL	VICTORIA	133	ACADEMICALLY ACCEPTABLE	★★★★☆	● 7	6	14	HIGH	7,268
SECONDARY	BLOOMINGTON HIGH SCHOOL	VICTORIA	224	ACADEMICALLY UNACCEPTABLE	★★★★☆	☉ 27	16	45	AVERAGE	6,770
<b>BLUE RIDGE ISD</b>										
ELEMENTARY	BLUE RIDGE ELEMENTARY SCHOOL	COLLIN	269	RECOGNIZED	★★★★☆	☉ 33	35	31	LOW	4,992
MIDDLE	BLUE RIDGE INTERMEDIATE SCHOOL CAMPUS	COLLIN	89	RECOGNIZED	★★★★☆	☉ 38	31	46	VERY LOW	3,044
	BLUE RIDGE MIDDLE SCHOOL	COLLIN	92	EXEMPLARY	★★★★☆	● 13	28	7	LOW	5,579
SECONDARY	BLUE RIDGE HIGH SCHOOL	COLLIN	181	ACADEMICALLY ACCEPTABLE	★★★★☆	☉ 37	31	45	LOW	6,234
	JOHN R ROACH	COLLIN	1	NOT RATED: OTHER	**	**	**	**	**	**
<b>BLUFF DALE ISD</b>										
ELEMENTARY	BLUFF DALE ELEMENTARY SCHOOL	ERATH	93	RECOGNIZED	★★★★☆	○ 48	44	51	LOW	7,718
<b>BLUM ISD</b>										
ELEMENTARY	BLUM ELEMENTARY SCHOOL	HILL	163	RECOGNIZED	★★★★☆	● 11	6	26	AVERAGE	7,339
ELEMENTARY AND SECONDARY	BLUM HIGH SCHOOL	HILL	190	ACADEMICALLY ACCEPTABLE	★★★★☆	☉ 25	24	29	LOW	8,292

\*\* Insufficient data

Composite Progress Percentile: ● 80-99 ☉ 60-79 ○ 40-59 ☉ 20-39 ● LESS THAN 20

SCHOOL TYPE/ DISTRICT NAME	CAMPUS NAME	COUNTY	ENROLL- MENT	2008-2009 ACCOUNTABILITY RATING	FAST RATING	COMPOSITE PROGRESS PERCENTILE	MATH PROGRESS PERCENTILE	READING PROGRESS PERCENTILE	SPENDING INDEX	ADJUSTED SPENDING PER PUPIL
<b>BOERNE ISD</b>										
ELEMENTARY	CIBOLO CREEK ELEMENTARY SCHOOL	KENDALL	572	EXEMPLARY	★★★★☆	79	72	82	VERY HIGH	\$6,598
	CURINGTON ELEMENTARY SCHOOL	KENDALL	758	RECOGNIZED	★★★★☆	72	52	86	HIGH	6,009
	FABRA ELEMENTARY SCHOOL	KENDALL	601	RECOGNIZED	★★★★☆	45	34	56	VERY HIGH	7,055
	FAIR OAKS RANCH ELEMENTARY SCHOOL	KENDALL	658	EXEMPLARY	★★★★☆	78	67	84	AVERAGE	5,702
	KENDALL ELEMENTARY SCHOOL	KENDALL	613	EXEMPLARY	★★★★☆	69	61	75	VERY HIGH	6,605
MIDDLE	BOERNE MIDDLE SCHOOL NORTH	KENDALL	711	RECOGNIZED	★★★★☆	51	46	54	HIGH	6,302
	BOERNE MIDDLE SCHOOL SOUTH	KENDALL	840	EXEMPLARY	★★★★☆	66	59	70	AVERAGE	5,733
SECONDARY	BOERNE SAMUEL V CHAMPION HIGH SCHOOL	KENDALL	1,522	EXEMPLARY	**	**	**	**	**	**
<b>BOLES ISD</b>										
ELEMENTARY	BOLES ELEMENTARY SCHOOL	HUNT	178	EXEMPLARY	★★★★☆	31	35	28	AVERAGE	5,250
MIDDLE	BOLES MIDDLE SCHOOL	HUNT	180	RECOGNIZED	★★★★☆	9	10	13	VERY LOW	4,040
SECONDARY	BOLES HIGH SCHOOL	HUNT	169	RECOGNIZED	★★★★☆	58	54	60	AVERAGE	7,318
<b>BOLING ISD</b>										
ELEMENTARY	NEWGULF ELEMENTARY SCHOOL	WHARTON	441	EXEMPLARY	★★★★☆	45	62	25	VERY LOW	5,775
MIDDLE	IAGO JUNIOR HIGH SCHOOL	WHARTON	206	RECOGNIZED	★★★★☆	6	11	6	LOW	6,680
SECONDARY	BOLING HIGH SCHOOL	WHARTON	271	RECOGNIZED	★★★★☆	41	33	50	AVERAGE	7,846
<b>BONHAM ISD</b>										
ELEMENTARY	EVANS ELEMENTARY SCHOOL	FANNIN	445	RECOGNIZED	★★★★☆	17	22	18	LOW	5,731
	FANNIN COUNTY HEAD START	FANNIN	140	NOT RATED: OTHER	**	**	**	**	HIGH	8,183
	FINLEY-OATES ELEMENTARY SCHOOL	FANNIN	588	EXEMPLARY	**	**	**	**	LOW	5,600
MIDDLE	RATHER JUNIOR HIGH SCHOOL	FANNIN	267	ACADEMICALLY ACCEPTABLE	★★★★☆	19	18	25	HIGH	7,580
SECONDARY	BONHAM HIGH SCHOOL	FANNIN	602	RECOGNIZED	★★★★☆	18	19	22	VERY LOW	6,141
<b>BOOKER ISD</b>										
ELEMENTARY	KIRKSEY ELEMENTARY SCHOOL	LIPSCOMB	206	RECOGNIZED	★★★★☆	50	36	64	AVERAGE	7,805
ELEMENTARY AND SECONDARY	BOOKER JH/HS	LIPSCOMB	182	ACADEMICALLY ACCEPTABLE	★★★★☆	67	58	74	VERY HIGH	11,584
<b>BORDEN COUNTY ISD</b>										
ELEMENTARY AND SECONDARY	BORDEN COUNTY SCHOOL	BORDEN	188	EXEMPLARY	★★★★☆	67	47	80	VERY HIGH	13,661
<b>BORGER ISD</b>										
ELEMENTARY	BORGER INTERMEDIATE SCHOOL	HUTCHINSON	224	ACADEMICALLY ACCEPTABLE	★★★★☆	9	38	2	AVERAGE	5,946
	CROCKETT ELEMENTARY SCHOOL	HUTCHINSON	403	RECOGNIZED	★★★★☆	14	32	6	LOW	6,347
	GATEWAY ELEMENTARY SCHOOL	HUTCHINSON	379	RECOGNIZED	**	**	**	**	HIGH	6,999
	PAUL BELTON EARLY CHILDHOOD CENTER	HUTCHINSON	411	NOT RATED: OTHER	**	**	**	**	AVERAGE	5,069
MIDDLE	BORGER MIDDLE SCHOOL	HUTCHINSON	599	ACADEMICALLY ACCEPTABLE	★★★★☆	19	10	36	AVERAGE	7,306
SECONDARY	BORGER HIGH SCHOOL	HUTCHINSON	767	ACADEMICALLY ACCEPTABLE	★★★★☆	5	4	15	AVERAGE	7,417
	CHAMPS – BORGER ISD	HUTCHINSON	13	AEA: ACADEMICALLY ACCEPTABLE	**	**	**	**	**	**
<b>BOSQUEVILLE ISD</b>										
ELEMENTARY	BOSQUEVILLE ELEMENTARY SCHOOL	MCLENNAN	247	EXEMPLARY	★★★★☆	56	60	49	LOW	5,543
ELEMENTARY AND SECONDARY	BOSQUEVILLE SECONDARY SCHOOL	MCLENNAN	264	EXEMPLARY	★★★★☆	39	52	25	AVERAGE	8,104
<b>BOVINA ISD</b>										
ELEMENTARY	BOVINA ELEMENTARY SCHOOL	PARMER	239	RECOGNIZED	★★★★☆	74	86	59	AVERAGE	6,107
MIDDLE	BOVINA MIDDLE SCHOOL	PARMER	88	RECOGNIZED	★★★★☆	21	14	33	VERY LOW	5,987
SECONDARY	BOVINA HIGH SCHOOL	PARMER	152	ACADEMICALLY ACCEPTABLE	★★★★☆	38	54	20	LOW	9,877
<b>BOWIE ISD</b>										
ELEMENTARY	BOWIE ELEMENTARY SCHOOL	MONTAGUE	610	EXEMPLARY	**	**	**	**	VERY LOW	6,328
	BOWIE INTERMEDIATE SCHOOL	MONTAGUE	234	RECOGNIZED	★★★★☆	32	50	16	LOW	6,687
MIDDLE	BOWIE JUNIOR HIGH SCHOOL	MONTAGUE	310	RECOGNIZED	★★★★☆	15	12	23	LOW	7,497
SECONDARY	BOWIE HIGH SCHOOL	MONTAGUE	428	ACADEMICALLY ACCEPTABLE	★★★★☆	36	29	45	LOW	7,339
<b>BOYD ISD</b>										
ELEMENTARY	BOYD ELEMENTARY SCHOOL	WISE	302	EXEMPLARY	**	**	**	**	LOW	4,962
	BOYD INTERMEDIATE SCHOOL	WISE	205	EXEMPLARY	★★★★☆	62	42	77	LOW	6,063
MIDDLE	BOYD MIDDLE SCHOOL	WISE	173	RECOGNIZED	★★★★☆	4	4	8	HIGH	5,981

\*\* Insufficient data

Composite Progress Percentile: ● 80-99 ● 60-79 ○ 40-59 ◐ 20-39 ● LESS THAN 20

SCHOOL TYPE/ DISTRICT NAME	CAMPUS NAME	COUNTY	ENROLL- MENT	2008-2009 ACCOUNTABILITY RATING	FAST RATING	COMPOSITE PROGRESS PERCENTILE	MATH PROGRESS PERCENTILE	READING PROGRESS PERCENTILE	SPENDING INDEX	ADJUSTED SPENDING PER PUPIL
<b>BOYD ISD (CONCLUDED)</b>										
SECONDARY	BOYD HIGH SCHOOL	WISE	324	RECOGNIZED	★★★★☆	○ 45	29	62	AVERAGE	\$5,909
<b>BOYS RANCH ISD</b>										
ELEMENTARY	MIMI FARLEY ELEMENTARY SCHOOL	OLDHAM	60	EXEMPLARY	**	○ 41	30	53	**	**
MIDDLE	BLAKEMORE MIDDLE SCHOOL	OLDHAM	79	ACADEMICALLY ACCEPTABLE	**	◐ 20	7	46	**	**
SECONDARY	BOYS RANCH HIGH SCHOOL	OLDHAM	164	ACADEMICALLY ACCEPTABLE	**	◐ 30	13	56	**	**
	STARR ACADEMY	OLDHAM	16	AEA: ACADEMICALLY ACCEPTABLE		**	**	**	**	**
<b>BRACKETT ISD</b>										
ELEMENTARY	JONES ELEMENTARY SCHOOL/INTERMEDIATE SCHOOL	KINNEY	299	RECOGNIZED	★★★★☆	○ 55	39	69	LOW	6,611
MIDDLE	BRACKETT JUNIOR HIGH SCHOOL	KINNEY	102	RECOGNIZED	★★★★☆	◐ 23	4	64	AVERAGE	8,590
SECONDARY	BRACKETT EDUCATIONAL ACADEMY	KINNEY	10	NOT RATED: OTHER	**	**	**	**	**	**
	BRACKETT HIGH SCHOOL	KINNEY	182	RECOGNIZED	★★★★☆	○ 54	50	56	LOW	8,629
<b>BRADY ISD</b>										
ELEMENTARY	BRADY ELEMENTARY SCHOOL	MCCULLOCH	520	ACADEMICALLY ACCEPTABLE	★★★★☆	◐ 37	35	40	AVERAGE	7,098
	NORTH WARD PRIMARY SCHOOL	MCCULLOCH	173	NOT RATED: OTHER	**	**	**	**	VERY HIGH	7,446
MIDDLE	BRADY MIDDLE SCHOOL	MCCULLOCH	255	ACADEMICALLY ACCEPTABLE	★★★★☆	◐ 38	44	31	HIGH	8,159
SECONDARY	BRADY HIGH SCHOOL	MCCULLOCH	376	RECOGNIZED	★★★★☆	● 9	5	25	HIGH	8,522
<b>BRAZOS ISD</b>										
ELEMENTARY	BRAZOS ELEMENTARY SCHOOL	AUSTIN	376	RECOGNIZED	★★★★☆	◐ 38	41	34	AVERAGE	5,089
MIDDLE	BRAZOS MIDDLE SCHOOL	AUSTIN	178	RECOGNIZED	★★★★☆	○ 59	80	31	HIGH	6,121
SECONDARY	BRAZOS HIGH SCHOOL	AUSTIN	255	RECOGNIZED	★★★★☆	○ 55	53	54	AVERAGE	6,513
<b>BRAZOS RIVER CHARTER SCHOOL (C)</b>										
SECONDARY	BRAZOS RIVER CHARTER SCHOOL (C)	SOMERVELL	137	AEA: ACADEMICALLY ACCEPTABLE	**	**	**	**	AVERAGE	6,339
<b>BRAZOS SCHOOL FOR INQUIRY &amp; CREATIVITY (C)</b>										
ELEMENTARY	BRAZOS SCHOOL FOR INQUIRY AND CREATIVITY NORTHWEST (C)	BRAZOS	133	ACADEMICALLY UNACCEPTABLE	**	**	**	**	VERY LOW	3,653
	SCHOOL FOR INQUIRY AND CREATIVITY PINEMONT (C)	BRAZOS	93	AEA: ACADEMICALLY ACCEPTABLE	**	**	**	**	HIGH	5,581
ELEMENTARY AND SECONDARY	BRAZOS SCHOOL FOR INQUIRY AND CREATIVITY BRYAN/COLLEGE STATION (C)	BRAZOS	83	RECOGNIZED	★★★★☆	○ 54	29	76	LOW	5,532
	BRAZOS SCHOOL FOR INQUIRY AND CREATIVITY SOUTHWEST (C)	BRAZOS	152	AEA: ACADEMICALLY ACCEPTABLE	**	**	**	**	**	**
<b>BRAZOSPORT ISD</b>										
ELEMENTARY	AP BEUTEL ELEMENTARY SCHOOL	BRAZORIA	543	EXEMPLARY	★★★★★	● 97	93	97	LOW	4,780
	BESS BRANNEN ELEMENTARY SCHOOL	BRAZORIA	507	EXEMPLARY	★★★★☆	○ 59	43	71	AVERAGE	4,985
	ELISABET NEY ELEMENTARY SCHOOL	BRAZORIA	543	EXEMPLARY	★★★★☆	◐ 79	63	88	LOW	4,733
	GLADYS POLK ELEMENTARY SCHOOL	BRAZORIA	508	EXEMPLARY	★★★★☆	◐ 67	82	47	AVERAGE	4,994
	GRIFFITH ELEMENTARY SCHOOL	BRAZORIA	520	EXEMPLARY	★★★★☆	● 99	99	98	LOW	4,959
	JANE LONG ELEMENTARY SCHOOL	BRAZORIA	488	RECOGNIZED	★★★★☆	● 19	14	30	AVERAGE	5,140
	OA FLEMING ELEMENTARY SCHOOL	BRAZORIA	324	RECOGNIZED	★★★★☆	◐ 23	16	36	AVERAGE	5,717
	OM ROBERTS ELEMENTARY SCHOOL	BRAZORIA	567	EXEMPLARY	★★★★★	● 84	88	77	VERY LOW	4,539
	SF AUSTIN ELEMENTARY SCHOOL	BRAZORIA	286	RECOGNIZED	★★★★☆	◐ 64	57	66	HIGH	5,704
	TW OGG ELEMENTARY SCHOOL	BRAZORIA	513	EXEMPLARY	★★★★☆	● 98	99	91	AVERAGE	5,260
	VELASCO ELEMENTARY SCHOOL	BRAZORIA	602	RECOGNIZED	★★★★☆	○ 48	28	68	VERY LOW	4,642
MIDDLE	CLUTE INTERMEDIATE SCHOOL	BRAZORIA	936	ACADEMICALLY ACCEPTABLE	★★★★☆	● 12	22	9	AVERAGE	5,329
	FREEPORT INTERMEDIATE SCHOOL	BRAZORIA	542	ACADEMICALLY ACCEPTABLE	★★★★☆	○ 53	48	57	AVERAGE	5,777
	LAKE JACKSON INTERMEDIATE SCHOOL	BRAZORIA	860	ACADEMICALLY ACCEPTABLE	★★★★☆	◐ 32	27	40	VERY LOW	4,240
	O'HARA LANIER MIDDLE SCHOOL	BRAZORIA	432	RECOGNIZED	★★★★☆	◐ 63	54	68	LOW	6,367
	RASCO MIDDLE SCHOOL	BRAZORIA	874	RECOGNIZED	★★★★☆	○ 41	44	35	VERY LOW	4,329
SECONDARY	BRAZOSPORT HIGH SCHOOL	BRAZORIA	1,064	ACADEMICALLY ACCEPTABLE	★★★★☆	● 7	4	20	AVERAGE	6,133
	BRAZOSWOOD HIGH SCHOOL	BRAZORIA	2,534	RECOGNIZED	★★★★☆	○ 46	30	62	VERY LOW	4,468
	LIGHTHOUSE LEARNING CENTER AEC	BRAZORIA	208	AEA: ACADEMICALLY ACCEPTABLE	**	**	**	**	VERY LOW	3,245
	LIGHTHOUSE LEARNING CENTER JAEP	BRAZORIA	7	NOT RATED: OTHER	**	**	**	**	**	**
ELEMENTARY AND SECONDARY	LIGHTHOUSE LEARNING CENTER DAEP	BRAZORIA	54	NOT RATED: OTHER	**	**	**	**	**	**

\*\* Insufficient data

Composite Progress Percentile: ● 80-99 ◐ 60-79 ○ 40-59 ◐ 20-39 ● LESS THAN 20

SCHOOL TYPE/ DISTRICT NAME	CAMPUS NAME	COUNTY	ENROLL- MENT	2008-2009 ACCOUNTABILITY RATING	FAST RATING	COMPOSITE PROGRESS PERCENTILE	MATH PROGRESS PERCENTILE	READING PROGRESS PERCENTILE	SPENDING INDEX	ADJUSTED SPENDING PER PUPIL
<b>BRECKENRIDGE ISD</b>										
ELEMENTARY	EAST ELEMENTARY SCHOOL	STEPHENS	331	RECOGNIZED	**	**	**	**	VERY HIGH	\$7,198
	NORTH ELEMENTARY	STEPHENS	254	RECOGNIZED	**	**	**	**	AVERAGE	7,548
	SOUTH ELEMENTARY	STEPHENS	320	RECOGNIZED	★★★★☆	○ 47	88	6	AVERAGE	7,812
MIDDLE	BRECKENRIDGE ALTERNATIVE SCHOOL	STEPHENS	6	NOT RATED: OTHER	**	**	**	**	**	**
	BRECKENRIDGE JUNIOR HIGH SCHOOL	STEPHENS	191	RECOGNIZED	★★★★☆	○ 53	55	47	HIGH	10,062
SECONDARY	BRECKENRIDGE HIGH SCHOOL	STEPHENS	433	ACADEMICALLY ACCEPTABLE	★★★★☆	◐ 39	38	39	HIGH	8,392
<b>BREMOND ISD</b>										
ELEMENTARY	BREMOND ELEMENTARY SCHOOL	ROBERTSON	198	EXEMPLARY	★★★★☆	◐ 72	85	58	VERY HIGH	7,296
MIDDLE	BREMOND MIDDLE SCHOOL	ROBERTSON	105	ACADEMICALLY ACCEPTABLE	★★★★☆	● 10	8	18	VERY LOW	4,165
SECONDARY	BREMOND HIGH SCHOOL	ROBERTSON	134	RECOGNIZED	★★★★☆	○ 47	62	26	VERY HIGH	12,473
<b>BRENHAM ISD</b>										
ELEMENTARY	ALTON ELEMENTARY SCHOOL	WASHINGTON	556	RECOGNIZED	★★★★☆	● 90	98	71	HIGH	7,269
	BRENHAM ELEMENTARY SCHOOL	WASHINGTON	797	EXEMPLARY	★★★★☆	◐ 60	81	32	AVERAGE	6,600
	KRAUSE ELEMENTARY SCHOOL	WASHINGTON	735	EXEMPLARY	★★★★☆	● 91	98	74	AVERAGE	6,509
MIDDLE	BASE ALTERNATIVE CAMPUS	WASHINGTON	87	AEA: ACADEMICALLY ACCEPTABLE	**	**	**	**	LOW	6,066
	BRENHAM JUNIOR HIGH SCHOOL	WASHINGTON	621	EXEMPLARY	★★★★☆	● 15	41	5	AVERAGE	7,353
	BRENHAM MIDDLE SCHOOL	WASHINGTON	690	EXEMPLARY	★★★★☆	○ 55	59	49	LOW	6,749
SECONDARY	BRENHAM ALTERNATIVE SCHOOL	WASHINGTON	25	NOT RATED: OTHER	**	**	**	**	**	**
	BRENHAM HIGH SCHOOL	WASHINGTON	1,411	ACADEMICALLY ACCEPTABLE	★★★★☆	◐ 27	43	15	AVERAGE	7,962
ELEMENTARY AND SECONDARY	FIVE OAKS	WASHINGTON	26	NOT RATED: OTHER	**	**	**	**	LOW	11,550
<b>BRIDGE CITY ISD</b>										
ELEMENTARY	BRIDGE CITY INTERMEDIATE SCHOOL	ORANGE	540	EXEMPLARY	★★★★☆	◐ 63	47	74	AVERAGE	5,155
	HATTON ELEMENTARY SCHOOL	ORANGE	223	EXEMPLARY	**	**	**	**	HIGH	6,333
	SIMS ELEMENTARY SCHOOL	ORANGE	346	EXEMPLARY	**	**	**	**	LOW	5,211
MIDDLE	BRIDGE CITY MIDDLE SCHOOL	ORANGE	532	RECOGNIZED	★★★★☆	● 11	8	21	VERY LOW	4,635
SECONDARY	BRIDGE CITY HIGH SCHOOL	ORANGE	710	RECOGNIZED	★★★★☆	◐ 23	25	25	AVERAGE	5,477
<b>BRIDGEPORT ISD</b>										
ELEMENTARY	BRIDGEPORT ELEMENTARY SCHOOL	WISE	635	ACADEMICALLY ACCEPTABLE	**	**	**	**	VERY LOW	4,396
	BRIDGEPORT INTERMEDIATE SCHOOL	WISE	552	ACADEMICALLY ACCEPTABLE	★★★★☆	◐ 76	72	78	VERY LOW	4,670
MIDDLE	BRIDGEPORT MIDDLE SCHOOL	WISE	479	ACADEMICALLY ACCEPTABLE	★★★★☆	● 13	15	15	AVERAGE	5,053
SECONDARY	BRIDGEPORT HIGH SCHOOL	WISE	657	RECOGNIZED	★★★★☆	◐ 39	33	46	AVERAGE	5,771
<b>BRIGHT IDEAS CHARTER (C)</b>										
ELEMENTARY AND SECONDARY	BRIGHT IDEAS CHARTER SCHOOL (C)	WICHITA	166	ACADEMICALLY ACCEPTABLE	★★★★☆	● 17	4	49	LOW	6,445
<b>BROADDUS ISD</b>										
ELEMENTARY	BROADDUS ELEMENTARY SCHOOL	SAN AUGUSTINE	247	RECOGNIZED	★★★★☆	○ 59	74	38	LOW	5,979
SECONDARY	BROADDUS HIGH SCHOOL	SAN AUGUSTINE	210	ACADEMICALLY ACCEPTABLE	★★★★☆	● 2	1	9	AVERAGE	7,390
<b>BROCK ISD</b>										
ELEMENTARY	BROCK ELEMENTARY SCHOOL	PARKER	367	EXEMPLARY	★★★★☆	◐ 32	29	37	VERY LOW	4,528
MIDDLE	BROCK JUNIOR HIGH SCHOOL	PARKER	182	EXEMPLARY	★★★★☆	○ 49	54	40	LOW	4,734
SECONDARY	BROCK HIGH SCHOOL	PARKER	255	EXEMPLARY	★★★★☆	◐ 22	26	22	HIGH	6,411
<b>BRONTE ISD</b>										
ELEMENTARY	BRONTE ELEMENTARY SCHOOL	COKE	171	EXEMPLARY	★★★★☆	○ 47	26	69	VERY HIGH	7,891
SECONDARY	BRONTE HIGH SCHOOL	COKE	148	RECOGNIZED	★★★★☆	○ 53	54	50	HIGH	10,007
	FAIRVIEW ALTERNATIVE EDUCATION COOP	COKE	1	AEA: ACADEMICALLY ACCEPTABLE	**	**	**	**	**	**
<b>BROOKELAND ISD</b>										
ELEMENTARY	BROOKELAND ELEMENTARY SCHOOL	JASPER	210	RECOGNIZED	★★★★☆	○ 44	20	69	VERY HIGH	9,212
ELEMENTARY AND SECONDARY	BROOKELAND HIGH SCHOOL	JASPER	206	ACADEMICALLY ACCEPTABLE	★★★★☆	◐ 35	14	63	HIGH	11,485
<b>BROOKESMITH ISD</b>										
ELEMENTARY	BROOKESMITH ELEMENTARY SCHOOL	BROWN	129	RECOGNIZED	★★★★☆	◐ 27	7	62	HIGH	7,474
SECONDARY	BROOKESMITH SCHOOL	BROWN	46	RECOGNIZED	★★★★☆	○ 50	43	56	AVERAGE	11,148

\*\* Insufficient data

Composite Progress Percentile: ● 80-99 ◐ 60-79 ○ 40-59 ◐ 20-39 ● LESS THAN 20



SCHOOL TYPE/ DISTRICT NAME	CAMPUS NAME	COUNTY	ENROLL- MENT	2008-2009 ACCOUNTABILITY RATING	FAST RATING	COMPOSITE PROGRESS PERCENTILE	MATH PROGRESS PERCENTILE	READING PROGRESS PERCENTILE	SPENDING INDEX	ADJUSTED SPENDING PER PUPIL
<b>BROOKS ACADEMY OF SCIENCE AND ENGINEERING (C)</b>										
ELEMENTARY AND SECONDARY	BROOKS ACADEMY OF SCIENCE AND ENGINEERING (C)	BEXAR	602	RECOGNIZED	★★★★★	● 2	1	37	AVERAGE	\$4,745
<b>BROOKS COUNTY ISD</b>										
ELEMENTARY	FALFURRIAS ELEMENTARY SCHOOL	BROOKS	428	ACADEMICALLY ACCEPTABLE	★★★★★	○ 40	59	19	VERY HIGH	9,828
	LASATER ELEMENTARY SCHOOL	BROOKS	273	ACADEMICALLY ACCEPTABLE	**	**	**	**	VERY HIGH	8,406
MIDDLE	FALFURRIAS JUNIOR HIGH SCHOOL	BROOKS	341	ACADEMICALLY ACCEPTABLE	★★★★★	● 3	15	2	VERY HIGH	10,738
SECONDARY	FALFURRIAS HIGH SCHOOL	BROOKS	427	ACADEMICALLY ACCEPTABLE	★★★★★	● 6	15	5	VERY HIGH	10,850
<b>BROWNFIELD ISD</b>										
ELEMENTARY	COLONIAL HEIGHTS ELEMENTARY SCHOOL	TERRY	405	ACADEMICALLY ACCEPTABLE	**	**	**	**	VERY HIGH	7,762
	OAK GROVE ELEMENTARY SCHOOL	TERRY	558	ACADEMICALLY ACCEPTABLE	★★★★★	● 10	42	2	HIGH	7,534
MIDDLE	BROWNFIELD MIDDLE SCHOOL	TERRY	333	ACADEMICALLY UNACCEPTABLE	★★★★★	● 6	4	16	VERY HIGH	9,444
SECONDARY	BROWNFIELD HIGH SCHOOL	TERRY	457	ACADEMICALLY ACCEPTABLE	★★★★★	● 7	12	8	VERY HIGH	10,024
<b>BROWNSBORO ISD</b>										
ELEMENTARY	BROWNSBORO ELEMENTARY SCHOOL	HENDERSON	426	EXEMPLARY	**	**	**	**	AVERAGE	6,059
	CHANDLER ELEMENTARY SCHOOL	HENDERSON	469	EXEMPLARY	**	**	**	**	VERY LOW	4,764
	CHANDLER INTERMEDIATE SCHOOL	HENDERSON	308	ACADEMICALLY ACCEPTABLE	★★★★★	● 17	33	10	VERY LOW	5,388
MIDDLE	BROWNSBORO INTERMEDIATE SCHOOL	HENDERSON	313	RECOGNIZED	★★★★★	○ 51	74	21	LOW	5,905
	BROWNSBORO JUNIOR HIGH SCHOOL	HENDERSON	432	ACADEMICALLY ACCEPTABLE	★★★★★	● 25	31	22	LOW	6,758
SECONDARY	ACES CAMPUS	HENDERSON	23	AEA: ACADEMICALLY ACCEPTABLE	**	**	**	**	**	**
	BROWNSBORO HIGH SCHOOL	HENDERSON	795	ACADEMICALLY ACCEPTABLE	★★★★★	● 19	12	34	VERY LOW	6,449
<b>BROWNSVILLE ISD</b>										
ELEMENTARY	AIKEN ELEMENTARY SCHOOL	CAMERON	885	EXEMPLARY	★★★★★	● 84	87	78	VERY HIGH	6,014
	BENAVIDES ELEMENTARY SCHOOL	CAMERON	823	EXEMPLARY	★★★★★	● 95	88	97	VERY HIGH	6,646
	BRITE ELEMENTARY SCHOOL	CAMERON	737	RECOGNIZED	★★★★★	● 97	97	94	HIGH	6,151
	BURNS ELEMENTARY SCHOOL	CAMERON	1,206	RECOGNIZED	★★★★★	● 74	64	80	VERY HIGH	6,079
	CANALES ELEMENTARY SCHOOL	CAMERON	685	RECOGNIZED	★★★★★	○ 41	49	30	VERY HIGH	6,240
	CASTANEDA ELEMENTARY SCHOOL	CAMERON	603	RECOGNIZED	★★★★★	● 99	99	96	VERY HIGH	6,650
	CHAMPION ELEMENTARY SCHOOL	CAMERON	794	RECOGNIZED	★★★★★	● 61	57	61	AVERAGE	5,648
	CROMACK ELEMENTARY SCHOOL	CAMERON	720	RECOGNIZED	★★★★★	● 72	80	63	VERY HIGH	7,040
	DEL CASTILLO ELEMENTARY SCHOOL	CAMERON	575	RECOGNIZED	★★★★★	● 62	67	52	HIGH	6,820
	EGLY ELEMENTARY SCHOOL	CAMERON	1,099	EXEMPLARY	★★★★★	● 99	98	98	VERY HIGH	6,360
	EL JARDIN ELEMENTARY SCHOOL	CAMERON	751	RECOGNIZED	★★★★★	● 77	74	79	VERY HIGH	6,864
	GALLEGOS ELEMENTARY SCHOOL	CAMERON	889	EXEMPLARY	★★★★★	● 85	74	90	AVERAGE	5,861
	GARDEN PARK ELEMENTARY SCHOOL	CAMERON	855	RECOGNIZED	★★★★★	● 85	87	80	VERY HIGH	6,995
	GARZA ELEMENTARY SCHOOL	CAMERON	732	ACADEMICALLY ACCEPTABLE	★★★★★	● 81	90	69	HIGH	6,311
	GONZALEZ ELEMENTARY SCHOOL	CAMERON	1,123	EXEMPLARY	★★★★★	● 93	86	94	HIGH	6,101
	HUDSON ELEMENTARY SCHOOL	CAMERON	1,177	EXEMPLARY	★★★★★	● 66	67	63	HIGH	5,204
	LONGORIA ELEMENTARY SCHOOL	CAMERON	398	RECOGNIZED	★★★★★	● 97	84	99	VERY HIGH	8,308
	MARTIN ELEMENTARY SCHOOL	CAMERON	731	EXEMPLARY	★★★★★	● 98	98	95	VERY HIGH	6,113
	MORNINGSIDE ELEMENTARY SCHOOL	CAMERON	772	EXEMPLARY	★★★★★	● 99	96	99	VERY HIGH	6,749
	ORTIZ ELEMENTARY SCHOOL	CAMERON	750	EXEMPLARY	★★★★★	● 96	91	96	HIGH	6,131
	PALM GROVE ELEMENTARY SCHOOL	CAMERON	611	RECOGNIZED	★★★★★	○ 58	70	40	VERY HIGH	6,407
	PEREDES ELEMENTARY SCHOOL	CAMERON	1,123	EXEMPLARY	★★★★★	● 98	93	98	VERY HIGH	5,879
	PEREZ ELEMENTARY SCHOOL	CAMERON	686	EXEMPLARY	★★★★★	● 82	78	84	VERY HIGH	6,689
	PUTEGNAT ELEMENTARY SCHOOL	CAMERON	469	EXEMPLARY	★★★★★	● 96	98	88	HIGH	7,094
	RESACA ELEMENTARY SCHOOL	CAMERON	299	RECOGNIZED	★★★★★	● 91	87	91	VERY HIGH	8,465
	RUSSELL ELEMENTARY SCHOOL	CAMERON	977	RECOGNIZED	★★★★★	● 89	82	90	VERY HIGH	6,268
	SHARP ELEMENTARY SCHOOL	CAMERON	634	RECOGNIZED	★★★★★	● 87	68	94	HIGH	6,115
	SKINNER ELEMENTARY SCHOOL	CAMERON	772	RECOGNIZED	★★★★★	○ 45	22	70	VERY HIGH	6,496
	SOUTHMOST ELEMENTARY SCHOOL	CAMERON	581	EXEMPLARY	★★★★★	● 96	95	95	VERY HIGH	7,122
	VERMILLION ROAD ELEMENTARY SCHOOL	CAMERON	1,175	RECOGNIZED	★★★★★	● 89	90	85	AVERAGE	5,552
	VICTORIA HEIGHTS ELEMENTARY SCHOOL	CAMERON	535	EXEMPLARY	★★★★★	● 63	58	64	VERY HIGH	8,303
	VILLA NUEVA ELEMENTARY SCHOOL	CAMERON	417	RECOGNIZED	★★★★★	● 65	60	67	VERY HIGH	7,232

\*\* Insufficient data

Composite Progress Percentile: ● 80-99 ● 60-79 ○ 40-59 ● 20-39 ● LESS THAN 20

SCHOOL TYPE/ DISTRICT NAME	CAMPUS NAME	COUNTY	ENROLL- MENT	2008-2009 ACCOUNTABILITY RATING	FAST RATING	COMPOSITE PROGRESS PERCENTILE	MATH PROGRESS PERCENTILE	READING PROGRESS PERCENTILE	SPENDING INDEX	ADJUSTED SPENDING PER PUPIL
<b>BROWNSVILLE ISD (CONCLUDED)</b>										
	YTURRIA ELEMENTARY SCHOOL	CAMERON	1,084	EXEMPLARY	★★★★★☆☆	● 99	97	99	HIGH	\$5,541
MIDDLE	BESTEIRO MIDDLE SCHOOL	CAMERON	848	RECOGNIZED	★★★★★☆☆	○ 45	47	39	VERY HIGH	7,621
	CUMMINGS MIDDLE SCHOOL	CAMERON	855	ACADEMICALLY ACCEPTABLE	★★★★★☆☆	● 14	34	6	VERY HIGH	8,071
	FAULK MIDDLE SCHOOL	CAMERON	864	ACADEMICALLY ACCEPTABLE	★★★★★☆☆	● 6	13	6	VERY HIGH	8,108
	GARCIA MIDDLE SCHOOL	CAMERON	1,076	ACADEMICALLY ACCEPTABLE	★★★★★☆☆	◐ 39	32	47	HIGH	6,485
	LUCIO MIDDLE SCHOOL	CAMERON	1,104	RECOGNIZED	★★★★★☆☆	◐ 70	84	52	VERY HIGH	6,691
	OLIVEIRA MIDDLE SCHOOL	CAMERON	1,170	ACADEMICALLY ACCEPTABLE	★★★★★☆☆	● 9	11	14	VERY HIGH	6,571
	PERKINS MIDDLE SCHOOL	CAMERON	917	RECOGNIZED	★★★★★☆☆	◐ 30	21	43	VERY HIGH	6,473
	STELL MIDDLE SCHOOL	CAMERON	1,023	RECOGNIZED	★★★★★☆☆	○ 46	31	62	HIGH	7,426
	STILLMAN MIDDLE SCHOOL	CAMERON	1,303	RECOGNIZED	★★★★★☆☆	◐ 27	22	37	LOW	5,733
	VELA MIDDLE SCHOOL	CAMERON	1,060	RECOGNIZED	★★★★★☆☆	○ 52	47	54	HIGH	6,846
SECONDARY	BROWNSVILLE EARLY COLLEGE HIGH SCHOOL	CAMERON	99	EXEMPLARY	**	**	**	**	**	**
	HANNA HIGH SCHOOL	CAMERON	3,125	ACADEMICALLY ACCEPTABLE	★★★★★☆☆	◐ 66	54	74	HIGH	6,746
	LOPEZ HIGH SCHOOL	CAMERON	2,248	ACADEMICALLY ACCEPTABLE	★★★★★☆☆	◐ 22	30	18	LOW	6,365
	PACE HIGH SCHOOL	CAMERON	2,488	RECOGNIZED	★★★★★☆☆	○ 41	29	54	VERY HIGH	6,095
	PORTER HIGH SCHOOL	CAMERON	2,440	ACADEMICALLY ACCEPTABLE	★★★★★☆☆	○ 56	43	67	LOW	6,506
	RIVERA HIGH SCHOOL	CAMERON	2,211	RECOGNIZED	★★★★★☆☆	○ 46	44	47	HIGH	6,621
ELEMENTARY AND SECONDARY	CAMERON COUNTY JJAEP	CAMERON	43	NOT RATED: OTHER	**	**	**	**	**	**
<b>BROWNWOOD ISD</b>										
ELEMENTARY	COGIN ELEMENTARY SCHOOL	BROWN	267	RECOGNIZED	★★★★★☆☆	◐ 31	61	9	VERY LOW	5,516
	EAST ELEMENTARY SCHOOL	BROWN	270	EXEMPLARY	**	**	**	**	VERY LOW	5,461
	NORTHWEST ELEMENTARY SCHOOL	BROWN	593	EXEMPLARY	**	**	**	**	LOW	6,768
	WOODLAND HEIGHTS ELEMENTARY SCHOOL	BROWN	452	EXEMPLARY	**	**	**	**	LOW	5,756
MIDDLE	BROWNWOOD INTERMEDIATE SCHOOL	BROWN	508	RECOGNIZED	★★★★★☆☆	○ 57	59	51	LOW	6,395
	BROWNWOOD MIDDLE SCHOOL	BROWN	493	RECOGNIZED	★★★★★☆☆	● 7	27	3	HIGH	8,062
SECONDARY	BROWNWOOD ACCELERATED HIGH SCHOOL	BROWN	42	AEA: ACADEMICALLY ACCEPTABLE	**	**	**	**	VERY HIGH	12,861
	BROWNWOOD HIGH SCHOOL	BROWN	864	RECOGNIZED	★★★★★☆☆	◐ 33	31	36	LOW	7,505
ELEMENTARY AND SECONDARY	BROWNWOOD DAEP	BROWN	9	NOT RATED: OTHER	**	**	**	**	**	**
<b>BRUCEVILLE-EDDY ISD</b>										
ELEMENTARY	BRUCEVILLE-EDDY ELEMENTARY SCHOOL	MCLENNAN	220	EXEMPLARY	**	**	**	**	AVERAGE	5,653
	BRUCEVILLE-EDDY INTERMEDIATE SCHOOL	MCLENNAN	209	RECOGNIZED	★★★★★☆☆	○ 58	50	64	LOW	5,105
MIDDLE	BRUCEVILLE-EDDY JUNIOR HIGH SCHOOL	MCLENNAN	194	RECOGNIZED	★★★★★☆☆	● 16	7	37	VERY HIGH	6,702
SECONDARY	AXTEL/BRUCEVILLE-EDDY LEARNING CENTER	MCLENNAN	9	AEA: ACADEMICALLY ACCEPTABLE	**	**	**	**	**	**
	BRUCEVILLE-EDDY ACHIEVEMENT CENTER	MCLENNAN	30	AEA: ACADEMICALLY ACCEPTABLE	**	**	**	**	VERY LOW	9,413
	BRUCEVILLE-EDDY HIGH SCHOOL	MCLENNAN	191	RECOGNIZED	★★★★★☆☆	○ 45	39	50	HIGH	8,333
	CHALLENGE ACADEMY	MCLENNAN	3	NOT RATED: OTHER	**	**	**	**	**	**
<b>BRYAN ISD</b>										
ELEMENTARY	ALTON BOWEN ELEMENTARY SCHOOL	BRAZOS	425	RECOGNIZED	★★★★★☆☆	○ 44	35	53	AVERAGE	5,379
	ANSON JONES ELEMENTARY SCHOOL	BRAZOS	532	ACADEMICALLY ACCEPTABLE	★★★★★☆☆	○ 58	67	45	LOW	5,533
	BEN MILAM ELEMENTARY SCHOOL	BRAZOS	707	ACADEMICALLY ACCEPTABLE	**	**	**	**	HIGH	6,155
	BONHAM ELEMENTARY SCHOOL	BRAZOS	773	EXEMPLARY	★★★★★☆☆	○ 51	45	55	HIGH	4,969
	CARVER EARLY CHILDHOOD CENTER	BRAZOS	396	NOT RATED: OTHER	**	**	**	**	VERY LOW	4,047
	CROCKETT ELEMENTARY SCHOOL	BRAZOS	528	ACADEMICALLY ACCEPTABLE	★★★★★☆☆	○ 50	56	41	HIGH	5,685
	FANNIN ELEMENTARY SCHOOL	BRAZOS	504	ACADEMICALLY UNACCEPTABLE	★★★★★☆☆	◐ 24	58	5	AVERAGE	5,727
	HENDERSON ELEMENTARY SCHOOL	BRAZOS	331	ACADEMICALLY ACCEPTABLE	★★★★★☆☆	◐ 63	46	76	HIGH	6,325
	JOHNSON ELEMENTARY SCHOOL	BRAZOS	411	EXEMPLARY	★★★★★☆☆	● 96	88	97	HIGH	5,671
	KEMP ELEMENTARY SCHOOL	BRAZOS	427	RECOGNIZED	★★★★★☆☆	◐ 29	45	17	HIGH	5,810
	MARY BRANCH ELEMENTARY SCHOOL	BRAZOS	563	RECOGNIZED	★★★★★☆☆	● 86	80	87	HIGH	5,369
	MITCHELL ELEMENTARY SCHOOL	BRAZOS	474	EXEMPLARY	★★★★★☆☆	◐ 35	36	33	HIGH	5,954
	NAVARRO ELEMENTARY SCHOOL	BRAZOS	571	RECOGNIZED	★★★★★☆☆	● 80	84	75	HIGH	5,395
	NEAL ELEMENTARY SCHOOL	BRAZOS	481	EXEMPLARY	★★★★★☆☆	○ 44	45	41	HIGH	5,747
	SAM HOUSTON ELEMENTARY SCHOOL	BRAZOS	543	EXEMPLARY	★★★★★☆☆	○ 58	48	64	AVERAGE	5,325

\*\* Insufficient data

Composite Progress Percentile: ● 80-99 ◐ 60-79 ○ 40-59 ◐ 20-39 ● LESS THAN 20

SCHOOL TYPE/ DISTRICT NAME	CAMPUS NAME	COUNTY	ENROLL- MENT	2008-2009 ACCOUNTABILITY RATING	FAST RATING	COMPOSITE PROGRESS PERCENTILE	MATH PROGRESS PERCENTILE	READING PROGRESS PERCENTILE	SPENDING INDEX	ADJUSTED SPENDING PER PUPIL
<b>BRYAN ISD (CONCLUDED)</b>										
	SUL ROSS ELEMENTARY SCHOOL	BRAZOS	403	RECOGNIZED	★★★★★☆☆	● 86	89	80	HIGH	\$6,067
MIDDLE	ARTHUR L DAVILA MIDDLE SCHOOL	BRAZOS	630	ACADEMICALLY UNACCEPTABLE	**	**	**	**	**	**
	BRAZOS COUNTY JJAEP	BRAZOS	10	NOT RATED: OTHER	**	**	**	**	**	**
	JANE LONG	BRAZOS	818	ACADEMICALLY UNACCEPTABLE	★★★★★☆☆	● 5	23	2	HIGH	6,771
	SAM RAYBURN	BRAZOS	933	ACADEMICALLY UNACCEPTABLE	★★★★★☆☆	● 8	14	7	HIGH	5,892
	STEPHEN F AUSTIN	BRAZOS	879	ACADEMICALLY ACCEPTABLE	★★★★★☆☆	● 4	9	3	VERY HIGH	6,885
SECONDARY	BRYAN COLLEGIATE HIGH SCHOOL	BRAZOS	186	EXEMPLARY	**	**	**	**	**	**
	BRYAN HIGH SCHOOL	BRAZOS	2,721	ACADEMICALLY ACCEPTABLE	★★★★★☆☆	◐ 24	39	14	VERY HIGH	6,199
	JAMES EARL RUDDER HIGH SCHOOL	BRAZOS	588	RECOGNIZED	**	**	**	**	**	**
	LAMAR ALTERNATIVE SCHOOL	BRAZOS	243	AEA: ACADEMICALLY ACCEPTABLE	**	**	**	**	**	**
ELEMENTARY AND SECONDARY	BRAZOS COUNTY JUVENILE DETENTION CENTER	BRAZOS	17	ACADEMICALLY UNACCEPTABLE	**	**	**	**	**	**
	DISCIPLINARY ALTERNATIVE EDUCATIONAL PROGRAM	BRAZOS	64	NOT RATED: OTHER	**	**	**	**	HIGH	10,139
<b>BRYSON ISD</b>										
ELEMENTARY AND SECONDARY	BRYSON SCHOOL	JACK	240	ACADEMICALLY ACCEPTABLE	★★★★★☆☆	● 4	5	6	AVERAGE	7,322
<b>BUCKHOLTS ISD</b>										
ELEMENTARY AND SECONDARY	BUCKHOLTS SCHOOL	MILAM	185	ACADEMICALLY ACCEPTABLE	★★★★★☆☆	○ 41	35	47	AVERAGE	8,159
<b>BUENA VISTA ISD</b>										
ELEMENTARY AND SECONDARY	BUENA VISTA SCHOOL	PECOS	124	ACADEMICALLY ACCEPTABLE	★★★★★☆☆	◐ 22	6	56	VERY HIGH	12,250
<b>BUFFALO ISD</b>										
ELEMENTARY	BUFFALO ELEMENTARY SCHOOL	LEON	399	RECOGNIZED	★★★★★☆☆	◐ 60	63	53	AVERAGE	6,879
MIDDLE	BUFFALO JUNIOR HIGH SCHOOL	LEON	195	ACADEMICALLY ACCEPTABLE	★★★★★☆☆	○ 49	49	46	AVERAGE	7,538
SECONDARY	BUFFALO HIGH SCHOOL	LEON	236	ACADEMICALLY ACCEPTABLE	★★★★★☆☆	● 11	2	46	HIGH	9,490
<b>BULLARD ISD</b>										
ELEMENTARY	BULLARD ELEMENTARY SCHOOL	SMITH	443	EXEMPLARY	**	**	**	**	LOW	4,606
	BULLARD PRIMARY SCHOOL	SMITH	301	EXEMPLARY	**	**	**	**	**	**
MIDDLE	BULLARD INTERMEDIATE SCHOOL	SMITH	308	RECOGNIZED	★★★★★☆☆	◐ 33	32	34	LOW	5,010
	BULLARD MIDDLE SCHOOL	SMITH	298	ACADEMICALLY ACCEPTABLE	★★★★★☆☆	● 18	27	15	HIGH	5,957
SECONDARY	BULLARD HIGH SCHOOL	SMITH	557	ACADEMICALLY ACCEPTABLE	★★★★★☆☆	◐ 28	7	62	VERY LOW	5,316
<b>BUNA ISD</b>										
ELEMENTARY	BUNA ELEMENTARY SCHOOL	JASPER	687	ACADEMICALLY ACCEPTABLE	★★★★★☆☆	◐ 23	50	7	VERY LOW	4,829
MIDDLE	BUNA JUNIOR HIGH SCHOOL	JASPER	378	ACADEMICALLY ACCEPTABLE	★★★★★☆☆	● 15	19	15	LOW	6,813
SECONDARY	BUNA HIGH SCHOOL	JASPER	386	ACADEMICALLY ACCEPTABLE	★★★★★☆☆	◐ 30	3	78	AVERAGE	7,589
<b>BURKBURNETT ISD</b>										
ELEMENTARY	IC EVANS ELEMENTARY SCHOOL	WICHITA	526	EXEMPLARY	★★★★★☆☆	○ 58	61	51	VERY HIGH	7,581
	JOHN G HARDIN ELEMENTARY SCHOOL	WICHITA	718	RECOGNIZED	★★★★★☆☆	◐ 30	49	14	HIGH	5,493
	JOHN G TOWER ELEMENTARY SCHOOL	WICHITA	720	EXEMPLARY	★★★★★☆☆	◐ 75	79	71	AVERAGE	5,101
MIDDLE	BURKBURNETT MIDDLE SCHOOL	WICHITA	757	ACADEMICALLY ACCEPTABLE	★★★★★☆☆	● 18	12	31	LOW	7,013
SECONDARY	BURKBURNETT HIGH SCHOOL	WICHITA	902	ACADEMICALLY ACCEPTABLE	★★★★★☆☆	◐ 25	14	43	LOW	7,430
	GATEWAY ALTERNATIVE EDUCATION CENTER	WICHITA	20	AEA: ACADEMICALLY ACCEPTABLE	**	**	**	**	**	**
<b>BURKEVILLE ISD</b>										
ELEMENTARY	BURKEVILLE ELEMENTARY SCHOOL	NEWTON	160	ACADEMICALLY ACCEPTABLE	★★★★★☆☆	● 7	7	14	AVERAGE	8,214
MIDDLE	BURKEVILLE MIDDLE SCHOOL	NEWTON	48	RECOGNIZED	★★★★★☆☆	● 12	7	26	LOW	6,357
SECONDARY	BURKEVILLE HIGH SCHOOL	NEWTON	97	ACADEMICALLY ACCEPTABLE	★★★★★☆☆	● 8	8	15	VERY HIGH	12,864
<b>BURLESON ISD</b>										
ELEMENTARY	ANN BROCK ELEMENTARY SCHOOL AT OAK GROVE	JOHNSON	512	ACADEMICALLY ACCEPTABLE	**	**	**	**	**	**
	BRANSOM ELEMENTARY SCHOOL	JOHNSON	460	EXEMPLARY	★★★★★☆☆	◐ 67	53	77	LOW	5,061
	FRAZIER ELEMENTARY SCHOOL	JOHNSON	624	EXEMPLARY	★★★★★☆☆	○ 52	68	30	AVERAGE	5,908
	JACK TAYLOR ELEMENTARY SCHOOL	JOHNSON	415	RECOGNIZED	★★★★★☆☆	○ 51	43	58	HIGH	5,524
	JUDY HAJEK ELEMENTARY SCHOOL	JOHNSON	532	EXEMPLARY	**	**	**	**	**	**
	MOUND ELEMENTARY SCHOOL	JOHNSON	517	RECOGNIZED	★★★★★☆☆	● 14	34	5	VERY LOW	4,645
	NORWOOD ELEMENTARY SCHOOL	JOHNSON	594	ACADEMICALLY ACCEPTABLE	★★★★★☆☆	◐ 66	67	62	VERY LOW	4,792

\*\* Insufficient data

Composite Progress Percentile: ● 80-99 ◐ 60-79 ○ 40-59 ◐ 20-39 ● LESS THAN 20

SCHOOL TYPE/ DISTRICT NAME	CAMPUS NAME	COUNTY	ENROLL- MENT	2008-2009 ACCOUNTABILITY RATING	FAST RATING	COMPOSITE PROGRESS PERCENTILE	MATH PROGRESS PERCENTILE	READING PROGRESS PERCENTILE	SPENDING INDEX	ADJUSTED SPENDING PER PUPIL
<b>BURLESON ISD (CONCLUDED)</b>										
	THE ACADEMY AT NOLA DUNN	JOHNSON	604	EXEMPLARY	★★★★☆	○ 59	60	53	AVERAGE	\$4,807
	WILLIAM STRIBLING ELEMENTARY SCHOOL	JOHNSON	472	EXEMPLARY	★★★★☆	○ 57	54	58	LOW	4,921
MIDDLE	HUGHES MIDDLE SCHOOL	JOHNSON	1,191	ACADEMICALLY ACCEPTABLE	★★★★☆	◐ 36	46	27	VERY LOW	4,374
	NICK KERR MIDDLE SCHOOL	JOHNSON	991	RECOGNIZED	★★★★☆	◐ 28	47	14	VERY LOW	4,499
SECONDARY	BURLESON HIGH SCHOOL	JOHNSON	2,558	ACADEMICALLY ACCEPTABLE	★★★★☆	● 16	15	22	LOW	4,468
	CROSSROADS HIGH SCHOOL	JOHNSON	68	AEA: ACADEMICALLY ACCEPTABLE	**	**	**	**	**	**
	JOHNSON COUNTY JJAEP	JOHNSON	2	NOT RATED: OTHER	**	**	**	**	**	**
	TARRANT COUNTY JJAEP	JOHNSON	1	NOT RATED: OTHER	**	**	**	**	**	**
<b>BURNET CISD</b>										
ELEMENTARY	BERTRAM ELEMENTARY SCHOOL	BURNET	366	RECOGNIZED	★★★★☆	◐ 70	81	56	AVERAGE	7,076
	BURNET ELEMENTARY SCHOOL	BURNET	453	EXEMPLARY	**	**	**	**	VERY HIGH	6,372
	RJ RICHEY ELEMENTARY SCHOOL	BURNET	392	RECOGNIZED	★★★★☆	◐ 61	69	50	LOW	6,569
	SHADY GROVE ELEMENTARY SCHOOL	BURNET	401	EXEMPLARY	**	**	**	**	AVERAGE	6,598
MIDDLE	BURNET MIDDLE SCHOOL	BURNET	773	ACADEMICALLY ACCEPTABLE	★★★★☆	● 7	12	7	VERY LOW	6,218
SECONDARY	BURNET HIGH SCHOOL	BURNET	993	ACADEMICALLY ACCEPTABLE	★★★★☆	◐ 29	10	60	LOW	7,034
	QUEST	BURNET	26	AEA: ACADEMICALLY ACCEPTABLE	**	**	**	**	**	**
<b>BURNHAM WOOD CHARTER SCHOOL DISTRICT (C)</b>										
ELEMENTARY	HOWARD BURNHAM ELEMENTARY SCHOOL (C)	EL PASO	296	EXEMPLARY	**	**	**	**	LOW	4,786
ELEMENTARY AND SECONDARY	DAVINCI SCHOOL FOR SCIENCE AND THE ARTS (C)	EL PASO	389	RECOGNIZED	★★★★★	● 84	70	90	VERY LOW	4,950
<b>BURTON ISD</b>										
ELEMENTARY	BURTON ELEMENTARY SCHOOL	WASHINGTON	164	RECOGNIZED	★★★★☆	◐ 33	22	48	VERY HIGH	9,291
SECONDARY	BURTON HIGH SCHOOL	WASHINGTON	163	RECOGNIZED	★★★★☆	○ 46	56	32	HIGH	11,161
<b>BUSHLAND ISD</b>										
ELEMENTARY	BUSHLAND ELEMENTARY SCHOOL	POTTER	478	EXEMPLARY	★★★★☆	◐ 39	49	27	HIGH	6,642
MIDDLE	BUSHLAND MIDDLE SCHOOL	POTTER	361	RECOGNIZED	★★★★☆	● 10	20	7	VERY HIGH	7,471
SECONDARY	BUSHLAND HIGH SCHOOL	POTTER	357	RECOGNIZED	★★★★☆	◐ 32	15	56	VERY HIGH	7,880
<b>BYERS ISD</b>										
ELEMENTARY AND SECONDARY	BYERS SCHOOL	CLAY	110	RECOGNIZED	★★★★☆	● 10	8	20	AVERAGE	9,358
<b>BYNUM ISD</b>										
ELEMENTARY AND SECONDARY	BYNUM SCHOOL	HILL	245	RECOGNIZED	★★★★☆	○ 54	42	65	LOW	7,305
<b>CADDO MILLS ISD</b>										
ELEMENTARY	FRANCES AND JEANNETTE LEE ELEMENTARY SCHOOL	HUNT	331	EXEMPLARY	★★★★★	◐ 65	58	68	VERY LOW	4,349
	KATHRYN GRIFFIS ELEMENTARY SCHOOL	HUNT	361	EXEMPLARY	**	**	**	**	**	**
MIDDLE	CADDO MILLS MIDDLE SCHOOL	HUNT	327	RECOGNIZED	★★★★☆	● 16	13	24	VERY LOW	4,349
SECONDARY	CADDO MILLS HIGH SCHOOL	HUNT	396	RECOGNIZED	★★★★★	◐ 70	54	81	VERY LOW	5,112
<b>CALALLEN ISD</b>										
ELEMENTARY	CALALLEN EAST ELEMENTARY SCHOOL	NUECES	521	EXEMPLARY	**	**	**	**	AVERAGE	5,206
	CALALLEN WOOD RIVER ELEMENTARY SCHOOL	NUECES	589	EXEMPLARY	**	**	**	**	AVERAGE	5,219
	MAGEE ELEMENTARY SCHOOL	NUECES	615	RECOGNIZED	★★★★☆	◐ 70	81	56	HIGH	5,585
MIDDLE	CALALLEN MIDDLE SCHOOL	NUECES	878	RECOGNIZED	★★★★☆	◐ 36	37	36	HIGH	5,340
SECONDARY	CALALLEN HIGH SCHOOL	NUECES	1,206	RECOGNIZED	★★★★☆	○ 41	33	50	HIGH	6,477
	NUECES COUNTY JJAEP	NUECES	4	NOT RATED: OTHER	**	**	**	**	**	**
<b>CALDWELL ISD</b>										
ELEMENTARY	CALDWELL ELEMENTARY SCHOOL	BURLESON	446	ACADEMICALLY ACCEPTABLE	**	**	**	**	AVERAGE	5,671
	CALDWELL INTERMEDIATE SCHOOL	BURLESON	432	ACADEMICALLY ACCEPTABLE	★★★★☆	○ 51	67	28	LOW	5,111
MIDDLE	CALDWELL MIDDLE SCHOOL	BURLESON	445	RECOGNIZED	★★★★☆	◐ 31	19	48	HIGH	5,690
SECONDARY	CALDWELL HIGH SCHOOL	BURLESON	512	ACADEMICALLY UNACCEPTABLE	★★★★☆	◐ 28	29	30	AVERAGE	5,949
<b>CALHOUN COUNTY ISD</b>										
ELEMENTARY	HARRISON/JEFFERSON/MADISON COMPLEX	CALHOUN	852	EXEMPLARY	★★★★☆	◐ 79	89	68	HIGH	4,877
	JACKSON/ROOSEVELT COMPLEX	CALHOUN	873	RECOGNIZED	★★★★☆	◐ 69	73	63	HIGH	5,335
	POINT COMFORT ELEMENTARY SCHOOL	CALHOUN	95	RECOGNIZED	★★★★☆	○ 53	55	48	VERY HIGH	7,930

\*\* Insufficient data

Composite Progress Percentile: ● 80-99 ◐ 60-79 ○ 40-59 ◐ 20-39 ● LESS THAN 20

SCHOOL TYPE/ DISTRICT NAME	CAMPUS NAME	COUNTY	ENROLL- MENT	2008-2009 ACCOUNTABILITY RATING	FAST RATING	COMPOSITE PROGRESS PERCENTILE	MATH PROGRESS PERCENTILE	READING PROGRESS PERCENTILE	SPENDING INDEX	ADJUSTED SPENDING PER PUPIL
<b>CALHOUN COUNTY ISD (CONCLUDED)</b>										
	PORT O'CONNOR ELEMENTARY SCHOOL	CALHOUN	101	EXEMPLARY	★★★★☆	70	92	38	VERY HIGH	\$7,638
	SEADRIFT SCHOOL	CALHOUN	319	RECOGNIZED	★★★★☆	47	57	32	VERY HIGH	6,631
MIDDLE	TRAVIS MIDDLE SCHOOL	CALHOUN	772	ACADEMICALLY ACCEPTABLE	★★★★☆	16	25	14	HIGH	5,657
SECONDARY	CALHOUN CO JJAEP	CALHOUN	11	NOT RATED: OTHER	**	**	**	**	**	**
	CALHOUN HIGH SCHOOL	CALHOUN	1,301	RECOGNIZED	★★★★☆	19	25	17	LOW	5,437
	HOPE HIGH SCHOOL	CALHOUN	57	AEA: ACADEMICALLY ACCEPTABLE	**	**	**	**	LOW	7,047
<b>CALLISBURG ISD</b>										
ELEMENTARY	CALLISBURG ELEMENTARY SCHOOL	COOKE	668	ACADEMICALLY ACCEPTABLE	★★★★☆	25	24	29	VERY LOW	5,039
SECONDARY	CALLISBURG HIGH SCHOOL	COOKE	546	RECOGNIZED	★★★★☆	13	12	21	VERY LOW	6,617
<b>CALVERT ISD</b>										
ELEMENTARY AND SECONDARY	CALVERT SCHOOL	ROBERTSON	187	RECOGNIZED	★★★★☆	15	19	16	VERY LOW	8,030
<b>CALVIN NELMS CHARTER SCHOOLS (C)</b>										
ELEMENTARY	CALVIN NELMS NORTH EAST CAMPUS (C)	HARRIS	6	AEA: ACADEMICALLY ACCEPTABLE	**	**	**	**	**	**
MIDDLE	CALVIN NELMS MIDDLE SCHOOL (C)	HARRIS	44	ACADEMICALLY ACCEPTABLE	★★★★☆	13	10	21	AVERAGE	6,009
SECONDARY	CALVIN NELMS HIGH SCHOOL (C)	HARRIS	136	AEA: ACADEMICALLY ACCEPTABLE	**	**	**	**	VERY LOW	4,437
ELEMENTARY AND SECONDARY	CALVIN NELMS NORTHWEST (C)	HARRIS	69	RECOGNIZED	★★★★☆	5	14	4	VERY LOW	3,620
	CALVIN NELMS HOSPITAL CAMPUS (C)	HARRIS	25	AEA: ACADEMICALLY ACCEPTABLE	**	**	**	**	**	**
<b>CAMERON ISD</b>										
ELEMENTARY	BEN MILAM ELEMENTARY SCHOOL	MILAM	529	ACADEMICALLY ACCEPTABLE	**	**	**	**	AVERAGE	5,520
	CAMERON ELEMENTARY SCHOOL	MILAM	341	ACADEMICALLY ACCEPTABLE	★★★★☆	79	88	66	AVERAGE	6,265
MIDDLE	CAMERON MIDDLE SCHOOL	MILAM	323	ACADEMICALLY ACCEPTABLE	★★★★☆	19	16	27	LOW	7,133
SECONDARY	CAMERON YO E HIGH SCHOOL	MILAM	415	ACADEMICALLY ACCEPTABLE	★★★★☆	31	37	27	AVERAGE	7,784
<b>CAMPBELL ISD</b>										
ELEMENTARY	CAMPBELL ELEMENTARY SCHOOL	HUNT	193	RECOGNIZED	★★★★☆	2	1	17	VERY LOW	4,388
SECONDARY	CAMPBELL HIGH SCHOOL	HUNT	146	RECOGNIZED	★★★★☆	31	20	46	AVERAGE	7,299
<b>CANADIAN ISD</b>										
ELEMENTARY	BAKER ELEMENTARY SCHOOL	HEMPHILL	187	EXEMPLARY	★★★★☆	73	62	80	VERY HIGH	9,815
	CANADIAN ELEMENTARY SCHOOL	HEMPHILL	256	EXEMPLARY	**	**	**	**	VERY HIGH	8,382
MIDDLE	CANADIAN MIDDLE SCHOOL	HEMPHILL	152	RECOGNIZED	★★★★☆	6	7	11	VERY HIGH	11,405
SECONDARY	CANADIAN HIGH SCHOOL	HEMPHILL	212	RECOGNIZED	★★★★☆	23	29	20	HIGH	11,422
<b>CANTON ISD</b>										
ELEMENTARY	CANTON ELEMENTARY SCHOOL	VAN ZANDT	499	EXEMPLARY	**	**	**	**	HIGH	5,564
	CANTON INTERMEDIATE SCHOOL	VAN ZANDT	469	EXEMPLARY	★★★★☆	82	75	85	VERY LOW	5,711
MIDDLE	CANTON JUNIOR HIGH SCHOOL	VAN ZANDT	443	ACADEMICALLY ACCEPTABLE	★★★★☆	29	40	20	VERY LOW	6,608
SECONDARY	CANTON HIGH SCHOOL	VAN ZANDT	555	EXEMPLARY	★★★★☆	65	60	67	LOW	6,936
<b>CANUTILLO ISD</b>										
ELEMENTARY	BILL CHILDRESS ELEMENTARY SCHOOL	EL PASO	504	ACADEMICALLY ACCEPTABLE	★★★★☆	77	86	67	VERY HIGH	6,822
	CANUTILLO ELEMENTARY SCHOOL	EL PASO	677	ACADEMICALLY ACCEPTABLE	★★★★☆	75	61	84	VERY HIGH	6,460
	DEANNA DAVENPORT ELEMENTARY SCHOOL	EL PASO	445	ACADEMICALLY ACCEPTABLE	★★★★☆	82	88	74	VERY HIGH	7,169
	GONZALO AND SOFIA GARCIA ELEMENTARY SCHOOL	EL PASO	622	RECOGNIZED	**	**	**	**	**	**
	JOSE H DAMIAN ELEMENTARY SCHOOL	EL PASO	501	RECOGNIZED	★★★★☆	98	98	96	VERY HIGH	6,641
MIDDLE	CANUTILLO MIDDLE SCHOOL	EL PASO	682	ACADEMICALLY ACCEPTABLE	★★★★☆	25	14	44	VERY HIGH	7,413
	JOSE J ALDERETE MIDDLE SCHOOL	EL PASO	596	ACADEMICALLY ACCEPTABLE	★★★★☆	47	41	50	VERY HIGH	7,290
SECONDARY	CANUTILLO HIGH SCHOOL	EL PASO	1,596	ACADEMICALLY ACCEPTABLE	★★★★☆	14	6	35	VERY LOW	5,700
	NORTHWEST EARLY COLLEGE HIGH SCHOOL	EL PASO	96	RECOGNIZED	**	**	**	**	**	**
<b>CANYON ISD</b>										
ELEMENTARY	ARDEN ROAD ELEMENTARY SCHOOL	RANDALL	586	EXEMPLARY	★★★★☆	69	56	77	VERY LOW	4,329
	CRESTVIEW ELEMENTARY SCHOOL	RANDALL	437	EXEMPLARY	★★★★☆	91	88	89	AVERAGE	4,877
	GENE HOWE ELEMENTARY SCHOOL	RANDALL	587	EXEMPLARY	★★★★☆	60	38	78	VERY LOW	4,439
	LAKEVIEW ELEMENTARY SCHOOL	RANDALL	469	EXEMPLARY	★★★★☆	22	34	15	VERY LOW	5,220
	REVES-HINGER ELEMENTARY SCHOOL	RANDALL	758	EXEMPLARY	★★★★☆	87	65	95	LOW	4,844
	SUNDOWN LANE ELEMENTARY SCHOOL	RANDALL	480	EXEMPLARY	★★★★☆	77	72	79	LOW	5,124

\*\* Insufficient data

Composite Progress Percentile: ● 80-99 ● 60-79 ○ 40-59 ● 20-39 ● LESS THAN 20



SCHOOL TYPE/ DISTRICT NAME	CAMPUS NAME	COUNTY	ENROLL- MENT	2008-2009 ACCOUNTABILITY RATING	FAST RATING	COMPOSITE PROGRESS PERCENTILE	MATH PROGRESS PERCENTILE	READING PROGRESS PERCENTILE	SPENDING INDEX	ADJUSTED SPENDING PER PUPIL
<b>CANYON ISD (CONCLUDED)</b>										
MIDDLE	CANYON INTERMEDIATE SCHOOL	RANDALL	598	RECOGNIZED	★★★★★	60	63	54	VERY LOW	\$4,477
	CANYON JUNIOR HIGH SCHOOL	RANDALL	670	RECOGNIZED	★★★★☆	25	35	19	AVERAGE	4,766
	GREENWAYS INTERMEDIATE SCHOOL	RANDALL	769	RECOGNIZED	★★★★☆	72	86	56	LOW	4,659
	WESTOVER PARK JR HIGH SCHOOL	RANDALL	701	ACADEMICALLY ACCEPTABLE	★★★★☆	4	8	5	AVERAGE	4,848
SECONDARY	CANYON HIGH SCHOOL	RANDALL	1,033	RECOGNIZED	★★★★☆	38	25	54	HIGH	5,858
	RANDALL HIGH SCHOOL	RANDALL	1,443	RECOGNIZED	★★★★☆	21	11	40	AVERAGE	5,753
ELEMENTARY AND SECONDARY	YOUTH CENTER OF THE HIGH PLAINS	RANDALL	55	AEA: ACADEMICALLY ACCEPTABLE	**	**	**	**	VERY LOW	4,218
<b>CARLISLE ISD</b>										
ELEMENTARY AND SECONDARY	CARLISLE SCHOOL	RUSK	638	ACADEMICALLY ACCEPTABLE	★★★★☆	33	35	31	LOW	7,075
<b>CARRIZO SPRINGS CISD</b>										
ELEMENTARY	ASHERTON ELEMENTARY SCHOOL	DIMMIT	40	EXEMPLARY	**	**	**	**	VERY HIGH	10,008
	BIG WELLS ELEMENTARY SCHOOL	DIMMIT	40	EXEMPLARY	**	**	**	**	VERY HIGH	10,629
	CARRIZO SPRINGS ELEMENTARY SCHOOL	DIMMIT	978	EXEMPLARY	★★★★☆	7	7	12	AVERAGE	6,850
MIDDLE	CARRIZO SPRINGS INTERMEDIATE SCHOOL	DIMMIT	341	RECOGNIZED	★★★★☆	6	7	11	LOW	7,517
	CARRIZO SPRINGS JUNIOR HIGH SCHOOL	DIMMIT	298	ACADEMICALLY UNACCEPTABLE	★★★★☆	6	12	5	VERY HIGH	8,995
SECONDARY	CARRIZO SPRINGS HIGH SCHOOL	DIMMIT	639	ACADEMICALLY ACCEPTABLE	★★★★☆	19	13	31	HIGH	8,168
<b>CARROLL ISD</b>										
ELEMENTARY	CARROLL ELEMENTARY SCHOOL	TARRANT	566	EXEMPLARY	★★★★☆	98	95	98	AVERAGE	5,364
	DON T DURHAM ELEMENTARY SCHOOL	TARRANT	469	EXEMPLARY	★★★★★	94	83	96	LOW	6,053
	JACK D JOHNSON ELEMENTARY SCHOOL	TARRANT	743	EXEMPLARY	★★★★★	91	72	97	LOW	4,590
	OLD UNION ELEMENTARY SCHOOL	TARRANT	505	EXEMPLARY	**	**	**	**	AVERAGE	5,171
	ROBERT H ROCKENBAUGH ELEMENTARY SCHOOL	TARRANT	531	EXEMPLARY	★★★★★	97	94	97	VERY LOW	5,257
MIDDLE	CARROLL MIDDLE SCHOOL	TARRANT	551	EXEMPLARY	★★★★☆	39	38	40	HIGH	5,605
	DON T DURHAM INTERMEDIATE SCHOOL	TARRANT	578	EXEMPLARY	★★★★☆	67	57	73	LOW	4,796
	EUBANKS INTERMEDIATE SCHOOL	TARRANT	641	EXEMPLARY	★★★★★	75	72	76	VERY LOW	4,381
	GEORGE DAWSON MIDDLE SCHOOL	TARRANT	654	EXEMPLARY	★★★★☆	53	54	49	AVERAGE	5,283
SECONDARY	CARROLL HIGH SCHOOL	TARRANT	1,306	EXEMPLARY	★★★★☆	34	45	22	VERY LOW	4,571
	CARROLL SENIOR HIGH SCHOOL	TARRANT	1,273	EXEMPLARY	★★★★☆	61	39	77	LOW	4,870
<b>CARROLLTON-FARMERS BRANCH ISD</b>										
ELEMENTARY	BLAIR INTERMEDIATE SCHOOL	DALLAS	419	RECOGNIZED	★★★★★	73	57	84	VERY LOW	5,504
	BLANTON ELEMENTARY SCHOOL	DALLAS	539	EXEMPLARY	★★★★☆	73	65	79	AVERAGE	5,488
	CARROLLTON ELEMENTARY SCHOOL	DALLAS	684	EXEMPLARY	★★★★☆	62	70	48	LOW	5,508
	CENTRAL ELEMENTARY SCHOOL	DALLAS	644	RECOGNIZED	★★★★★	98	97	98	LOW	5,493
	COUNTRY PLACE ELEMENTARY SCHOOL	DALLAS	363	EXEMPLARY	★★★★☆	87	78	90	AVERAGE	6,019
	DAVIS ELEMENTARY SCHOOL	DALLAS	575	EXEMPLARY	★★★★★	94	92	93	LOW	5,112
	FARMERS BRANCH ELEMENTARY SCHOOL	DALLAS	493	EXEMPLARY	★★★★☆	79	82	75	AVERAGE	5,921
	FREEMAN ELEMENTARY SCHOOL	DALLAS	503	EXEMPLARY	★★★★★	94	88	94	VERY LOW	4,325
	FURNEAUX ELEMENTARY SCHOOL	DALLAS	407	RECOGNIZED	★★★★☆	46	43	46	HIGH	5,749
	GOOD ELEMENTARY SCHOOL	DALLAS	497	EXEMPLARY	★★★★★	85	79	86	LOW	5,334
	KELLY PREKINDERGARTEN CENTER	DALLAS	364	NOT RATED: OTHER	**	**	**	**	**	**
	KENT ELEMENTARY SCHOOL	DALLAS	513	EXEMPLARY	★★★★☆	82	67	89	AVERAGE	5,244
	LA VILLITA ELEMENTARY SCHOOL	DALLAS	296	RECOGNIZED	**	**	**	**	**	**
	LANDRY ELEMENTARY SCHOOL	DALLAS	472	EXEMPLARY	★★★★☆	75	65	82	AVERAGE	5,237
	LAS COLINAS ELEMENTARY SCHOOL	DALLAS	493	EXEMPLARY	★★★★★	97	91	98	LOW	5,414
	MCCOY ELEMENTARY SCHOOL	DALLAS	425	EXEMPLARY	★★★★☆	86	78	89	HIGH	6,227
	MCKAMY ELEMENTARY SCHOOL	DALLAS	477	EXEMPLARY	★★★★☆	87	88	84	AVERAGE	5,795
	MCLAUGHLIN ELEMENTARY SCHOOL	DALLAS	389	EXEMPLARY	**	**	**	**	LOW	5,397
	MCWHORTER ELEMENTARY SCHOOL	DALLAS	673	RECOGNIZED	★★★★☆	73	73	71	LOW	4,888
	MONTGOMERY PRIMARY SCHOOL	DALLAS	463	RECOGNIZED	**	**	**	**	LOW	4,835
	PRE-K CENTER II	DALLAS	204	NOT RATED: OTHER	**	**	**	**	LOW	5,666
	RAINWATER ELEMENTARY SCHOOL	DALLAS	457	EXEMPLARY	★★★★☆	90	77	94	AVERAGE	5,625
	RIVERCHASE ELEMENTARY SCHOOL	DALLAS	388	EXEMPLARY	★★★★☆	70	45	87	AVERAGE	6,233

\*\* Insufficient data

Composite Progress Percentile: ● 80-99 ● 60-79 ○ 40-59 ● 20-39 ● LESS THAN 20

SCHOOL TYPE/ DISTRICT NAME	CAMPUS NAME	COUNTY	ENROLL- MENT	2008-2009 ACCOUNTABILITY RATING	FAST RATING	COMPOSITE PROGRESS PERCENTILE	MATH PROGRESS PERCENTILE	READING PROGRESS PERCENTILE	SPENDING INDEX	ADJUSTED SPENDING PER PUPIL
<b>CARROLLTON-FARMERS BRANCH ISD (CONCLUDED)</b>										
	ROSEMADE ELEMENTARY SCHOOL	DALLAS	365	EXEMPLARY	★★★★★☆☆	77	65	84	LOW	\$5,721
	SHEFFIELD INTERMEDIATE SCHOOL	DALLAS	383	RECOGNIZED	★★★★★☆☆	66	55	74	LOW	4,982
	SHEFFIELD PRIMARY SCHOOL	DALLAS	419	RECOGNIZED	**	**	**	**	LOW	5,302
	STARK ELEMENTARY SCHOOL	DALLAS	388	EXEMPLARY	★★★★★☆☆	85	85	83	HIGH	6,432
	STRICKLAND INTERMEDIATE SCHOOL	DALLAS	368	EXEMPLARY	**	**	**	**	**	**
	THOMPSON ELEMENTARY SCHOOL	DALLAS	488	RECOGNIZED	★★★★★☆☆	61	41	76	LOW	5,529
MIDDLE	BLALACK MIDDLE SCHOOL	DALLAS	1,120	RECOGNIZED	★★★★★☆☆	57	49	61	LOW	4,724
	BUSH MIDDLE SCHOOL	DALLAS	654	RECOGNIZED	★★★★★☆☆	64	48	76	AVERAGE	5,702
	CFB CAMPUS DENTON JJAEP	DALLAS	1	NOT RATED: OTHER	**	**	**	**	**	**
	FIELD MIDDLE SCHOOL	DALLAS	999	RECOGNIZED	★★★★★☆☆	23	27	23	AVERAGE	5,523
	LONG MIDDLE SCHOOL	DALLAS	850	ACADEMICALLY ACCEPTABLE	★★★★★☆☆	60	50	67	AVERAGE	5,425
	PERRY MIDDLE SCHOOL	DALLAS	968	RECOGNIZED	★★★★★☆☆	35	32	40	LOW	5,268
	POLK MIDDLE SCHOOL	DALLAS	1,029	RECOGNIZED	★★★★★☆☆	42	26	60	LOW	4,767
SECONDARY	CREEKVIEW HIGH SCHOOL	DALLAS	2,052	ACADEMICALLY ACCEPTABLE	★★★★★☆☆	27	23	35	HIGH	5,302
	EARLY COLLEGE HIGH SCHOOL	DALLAS	195	EXEMPLARY	★★★★★☆☆	60	43	74	LOW	6,821
	GRIMES EDUCATION CENTER	DALLAS	190	AEA: ACADEMICALLY ACCEPTABLE	**	**	**	**	LOW	7,669
	RANCHVIEW HIGH SCHOOL	DALLAS	779	ACADEMICALLY ACCEPTABLE	★★★★★☆☆	45	40	49	AVERAGE	7,281
	SMITH HIGH SCHOOL	DALLAS	2,093	RECOGNIZED	★★★★★☆☆	26	28	26	VERY HIGH	5,815
	TURNER HIGH SCHOOL	DALLAS	1,975	ACADEMICALLY ACCEPTABLE	★★★★★☆☆	22	28	20	HIGH	6,430
ELEMENTARY AND SECONDARY	CFB CAMPUS DALLAS JJAEP	DALLAS	23	NOT RATED: OTHER	**	**	**	**	**	**
	SALAZAR DISTRICT ALTERNATIVE EDUCATION PROGRAM	DALLAS	145	NOT RATED: OTHER	**	**	**	**	AVERAGE	11,051
<b>CARTHAGE ISD</b>										
ELEMENTARY	BAKER KOONCE INTERMEDIATE SCHOOL	PANOLA	596	ACADEMICALLY ACCEPTABLE	★★★★★☆☆	14	21	12	HIGH	7,058
	CARTHAGE PRIMARY SCHOOL	PANOLA	579	EXEMPLARY	**	**	**	**	HIGH	6,045
	LIBBY ELEMENTARY SCHOOL	PANOLA	459	EXEMPLARY	**	**	**	**	LOW	5,775
MIDDLE	CARTHAGE JUNIOR HIGH SCHOOL	PANOLA	384	ACADEMICALLY ACCEPTABLE	★★★★★☆☆	11	45	2	VERY LOW	7,118
SECONDARY	CARTHAGE HIGH SCHOOL	PANOLA	764	ACADEMICALLY ACCEPTABLE	★★★★★☆☆	18	16	24	HIGH	8,366
<b>CASTLEBERRY ISD</b>										
ELEMENTARY	AV CATO ELEMENTARY SCHOOL	TARRANT	426	RECOGNIZED	★★★★★☆☆	44	27	62	VERY LOW	4,654
	CASTLEBERRY ELEMENTARY SCHOOL	TARRANT	1,041	RECOGNIZED	**	**	**	**	VERY LOW	4,147
	JOY JAMES ELEMENTARY SCHOOL	TARRANT	451	ACADEMICALLY ACCEPTABLE	★★★★★☆☆	69	68	69	AVERAGE	5,938
MIDDLE	MARSH MIDDLE SCHOOL	TARRANT	739	ACADEMICALLY ACCEPTABLE	★★★★★☆☆	22	9	47	VERY LOW	4,750
	TARRANT CO JJAEP	TARRANT	4	NOT RATED: OTHER	**	**	**	**	**	**
SECONDARY	CASTLEBERRY HIGH SCHOOL	TARRANT	791	RECOGNIZED	★★★★★☆☆	37	32	43	LOW	5,442
	REACH HIGH SCHOOL	TARRANT	39	AEA: ACADEMICALLY ACCEPTABLE	**	**	**	**	HIGH	9,324
ELEMENTARY AND SECONDARY	TRUCE LEARNING CENTER	TARRANT	6	NOT RATED: OTHER	**	**	**	**	**	**
<b>CAYUGA ISD</b>										
ELEMENTARY	CAYUGA ELEMENTARY SCHOOL	ANDERSON	270	EXEMPLARY	★★★★★☆☆	58	55	59	AVERAGE	6,536
MIDDLE	CAYUGA MIDDLE SCHOOL	ANDERSON	149	EXEMPLARY	★★★★★☆☆	28	30	28	LOW	6,969
SECONDARY	CAYUGA HIGH SCHOOL	ANDERSON	175	RECOGNIZED	★★★★★☆☆	45	33	57	HIGH	9,497
<b>CEDAR HILL ISD</b>										
ELEMENTARY	BRAY ELEMENTARY SCHOOL	DALLAS	308	EXEMPLARY	★★★★★☆☆	77	69	82	AVERAGE	5,220
	HIGH POINTE ELEMENTARY SCHOOL	DALLAS	648	EXEMPLARY	★★★★★☆☆	97	97	93	VERY LOW	3,615
	HIGHLANDS ELEMENTARY SCHOOL	DALLAS	630	RECOGNIZED	★★★★★☆☆	72	69	74	VERY LOW	3,986
	LAKERIDGE ELEMENTARY SCHOOL	DALLAS	293	EXEMPLARY	★★★★★☆☆	91	93	85	AVERAGE	5,392
	PLUMMER ELEMENTARY SCHOOL	DALLAS	604	RECOGNIZED	★★★★★☆☆	54	59	46	VERY LOW	4,286
	WATERFORD OAKS ELEMENTARY SCHOOL	DALLAS	575	EXEMPLARY	★★★★★☆☆	62	81	35	VERY LOW	4,171
MIDDLE	BELT LINE INTERMEDIATE SCHOOL	DALLAS	322	ACADEMICALLY ACCEPTABLE	★★★★★☆☆	53	50	54	LOW	5,065
	BESSIE COLEMAN MIDDLE SCHOOL	DALLAS	450	ACADEMICALLY ACCEPTABLE	★★★★★☆☆	22	6	53	AVERAGE	5,395
	JOE WILSON INTERMEDIATE SCHOOL	DALLAS	421	ACADEMICALLY ACCEPTABLE	★★★★★☆☆	72	57	83	VERY LOW	4,268
	WEST INTERMEDIATE SCHOOL	DALLAS	462	RECOGNIZED	★★★★★☆☆	78	65	85	VERY LOW	4,404

\*\* Insufficient data

Composite Progress Percentile: ● 80-99 ● 60-79 ○ 40-59 ● 20-39 ● LESS THAN 20

SCHOOL TYPE/ DISTRICT NAME	CAMPUS NAME	COUNTY	ENROLL- MENT	2008-2009 ACCOUNTABILITY RATING	FAST RATING	COMPOSITE PROGRESS PERCENTILE	MATH PROGRESS PERCENTILE	READING PROGRESS PERCENTILE	SPENDING INDEX	ADJUSTED SPENDING PER PUPIL
<b>CEDAR HILL ISD (CONCLUDED)</b>										
	WS PERMENTER MIDDLE SCHOOL	DALLAS	804	ACADEMICALLY ACCEPTABLE	★★★★☆	24	15	39	VERY LOW	\$4,259
SECONDARY	CEDAR HILL COLLEGIATE HIGH SCHOOL	DALLAS	96	EXEMPLARY	**	**	**	**	**	**
	CEDAR HILL HIGH SCHOOL	DALLAS	1,791	ACADEMICALLY ACCEPTABLE	★★★★☆	30	20	45	LOW	5,167
	JJAP	DALLAS	10	NOT RATED: OTHER	**	**	**	**	**	**
	NINTH GRADE CENTER	DALLAS	665	RECOGNIZED	★★★★☆	58	37	75	VERY LOW	4,154
<b>CEDARS INTERNATIONAL ACADEMY (C)</b>										
ELEMENTARY	CEDARS INTERNATIONAL ACADEMY (C)	TRAVIS	182	ACADEMICALLY ACCEPTABLE	★★★★☆	38	28	50	HIGH	5,915
<b>CELESTE ISD</b>										
ELEMENTARY	CELESTE ELEMENTARY SCHOOL	HUNT	233	EXEMPLARY	★★★★☆	50	46	52	VERY LOW	4,796
MIDDLE	CELESTE JUNIOR HIGH SCHOOL	HUNT	122	EXEMPLARY	★★★★☆	27	31	24	LOW	5,053
SECONDARY	CELESTE HIGH SCHOOL	HUNT	156	RECOGNIZED	★★★★☆	24	10	49	AVERAGE	5,985
<b>CELINA ISD</b>										
ELEMENTARY	CELINA ELEMENTARY SCHOOL	COLLIN	448	EXEMPLARY	**	**	**	**	VERY LOW	4,305
	CELINA INTERMEDIATE SCHOOL	COLLIN	433	EXEMPLARY	★★★★☆	75	78	71	VERY LOW	4,134
MIDDLE	CELINA MIDDLE SCHOOL	COLLIN	418	RECOGNIZED	★★★★☆	30	31	30	LOW	4,703
SECONDARY	CELINA HIGH SCHOOL	COLLIN	547	ACADEMICALLY ACCEPTABLE	★★★★☆	49	47	48	LOW	5,588
<b>CENTER ISD</b>										
ELEMENTARY	CENTER ELEMENTARY SCHOOL	SHELBY	396	EXEMPLARY	**	**	**	**	VERY LOW	6,515
	CENTER INTERMEDIATE SCHOOL	SHELBY	362	EXEMPLARY	★★★★☆	56	60	50	LOW	6,579
	FL MOFFETT PRIMARY SCHOOL	SHELBY	681	EXEMPLARY	**	**	**	**	AVERAGE	5,344
MIDDLE	CENTER MIDDLE SCHOOL	SHELBY	476	ACADEMICALLY ACCEPTABLE	★★★★☆	39	48	28	LOW	7,336
SECONDARY	CENTER HIGH SCHOOL	SHELBY	647	RECOGNIZED	★★★★☆	61	53	66	AVERAGE	8,073
<b>CENTER POINT ISD</b>										
ELEMENTARY	CENTER POINT ELEMENTARY SCHOOL	KERR	299	EXEMPLARY	★★★★☆	31	34	30	LOW	7,283
MIDDLE	CENTER POINT MIDDLE SCHOOL	KERR	133	RECOGNIZED	★★★★☆	10	7	21	VERY LOW	6,141
SECONDARY	BROAD HORIZONS HIGH SCHOOL	KERR	14	AEA: ACADEMICALLY ACCEPTABLE	**	**	**	**	**	**
	CENTER POINT HIGH SCHOOL	KERR	168	ACADEMICALLY ACCEPTABLE	★★★★☆	25	11	49	AVERAGE	10,715
	CENTER POINT ISD DAEP	KERR	1	NOT RATED: OTHER	**	**	**	**	**	**
<b>CENTERVILLE ISD</b>										
ELEMENTARY	CENTERVILLE ELEMENTARY SCHOOL	LEON	383	RECOGNIZED	★★★★☆	20	32	14	AVERAGE	6,546
SECONDARY	CENTERVILLE JR-SR HIGH SCHOOL	LEON	318	RECOGNIZED	★★★★☆	19	14	29	HIGH	8,803
ELEMENTARY	CENTERVILLE ELEMENTARY SCHOOL	TRINITY	100	ACADEMICALLY ACCEPTABLE	★★★★☆	42	55	27	HIGH	7,458
SECONDARY	CENTERVILLE HIGH SCHOOL	TRINITY	60	ACADEMICALLY ACCEPTABLE	★★★★☆	16	9	33	VERY HIGH	13,497
<b>CENTRAL HEIGHTS ISD</b>										
ELEMENTARY	CENTRAL HEIGHTS ELEMENTARY SCHOOL	NACOGDOCHES	466	EXEMPLARY	★★★★☆	66	58	69	VERY LOW	5,307
SECONDARY	CENTRAL HEIGHTS HIGH SCHOOL	NACOGDOCHES	334	RECOGNIZED	★★★★☆	38	31	48	VERY LOW	6,866
<b>CENTRAL ISD</b>										
ELEMENTARY	CENTRAL ELEMENTARY	ANGELINA	368	EXEMPLARY	★★★★☆	64	71	51	LOW	6,228
	CENTRAL PRIMARY	ANGELINA	355	EXEMPLARY	**	**	**	**	HIGH	6,098
MIDDLE	CENTRAL JUNIOR HIGH	ANGELINA	358	ACADEMICALLY ACCEPTABLE	★★★★☆	16	29	10	VERY LOW	6,434
SECONDARY	CENTRAL HIGH SCHOOL	ANGELINA	469	RECOGNIZED	★★★★☆	31	25	40	LOW	7,349
	STUBBLEFIELD LEARNING CENTER	ANGELINA	15	AEA: ACADEMICALLY ACCEPTABLE	**	**	**	**	**	**
<b>CHANNELVIEW ISD</b>										
ELEMENTARY	BH HAMBLIN ELEMENTARY SCHOOL	HARRIS	873	RECOGNIZED	★★★★☆	74	87	58	VERY LOW	4,672
	CRENSHAW ELEMENTARY SCHOOL	HARRIS	575	ACADEMICALLY ACCEPTABLE	**	**	**	**	LOW	5,065
	DE ZAVALA ELEMENTARY SCHOOL	HARRIS	476	RECOGNIZED	★★★★☆	80	96	53	LOW	5,660
	HARVEY'S BROWN ELEMENTARY SCHOOL	HARRIS	929	RECOGNIZED	**	**	**	**	VERY LOW	4,367
	MCMULLAN ELEMENTARY SCHOOL	HARRIS	626	ACADEMICALLY ACCEPTABLE	**	**	**	**	VERY LOW	4,791
	SCHOCHLER ELEMENTARY SCHOOL	HARRIS	577	RECOGNIZED	**	**	**	**	LOW	4,995
MIDDLE	ALICE JOHNSON JUNIOR HIGH SCHOOL	HARRIS	1,139	ACADEMICALLY ACCEPTABLE	★★★★☆	6	10	7	VERY LOW	4,945
	VIOLA COBB ELEMENTARY SCHOOL	HARRIS	585	RECOGNIZED	★★★★☆	88	91	81	LOW	5,069
SECONDARY	CHANNELVIEW HIGH SCHOOL	HARRIS	2,194	ACADEMICALLY ACCEPTABLE	★★★★☆	18	26	16	LOW	5,220

\*\* Insufficient data

Composite Progress Percentile: ● 80-99 ● 60-79 ○ 40-59 ◐ 20-39 ● LESS THAN 20

SCHOOL TYPE/ DISTRICT NAME	CAMPUS NAME	COUNTY	ENROLL- MENT	2008-2009 ACCOUNTABILITY RATING	FAST RATING	COMPOSITE PROGRESS PERCENTILE	MATH PROGRESS PERCENTILE	READING PROGRESS PERCENTILE	SPENDING INDEX	ADJUSTED SPENDING PER PUPIL
<b>CHANNELVIEW ISD (CONCLUDED)</b>										
	JJAP DISCIPLINARY SCHOOL	HARRIS	16	NOT RATED: OTHER	**	**	**	**	**	**
ELEMENTARY AND SECONDARY	ENDEAVOR SCHOOL	HARRIS	556	AEA: ACADEMICALLY ACCEPTABLE	**	**	**	**	VERY LOW	\$4,043
<b>CHANNING ISD</b>										
ELEMENTARY AND SECONDARY	CHANNING SCHOOL	HARTLEY	139	ACADEMICALLY ACCEPTABLE	★★★★☆	○ 50	34	64	AVERAGE	9,506
<b>CHAPEL HILL ACADEMY (C)</b>										
ELEMENTARY	CHAPEL HILL ACADEMY (C)	TARRANT	127	NOT RATED: OTHER	**	**	**	**	**	**
<b>CHAPEL HILL ISD</b>										
ELEMENTARY	JACKSON ELEMENTARY SCHOOL	SMITH	382	RECOGNIZED	**	**	**	**	AVERAGE	6,326
	WISE ELEMENTARY SCHOOL	SMITH	534	RECOGNIZED	**	**	**	**	HIGH	6,211
	WL KISSAM INTERMEDIATE SCHOOL	SMITH	695	RECOGNIZED	★★★★☆	● 63	61	61	AVERAGE	5,520
MIDDLE	CHAPEL HILL MIDDLE SCHOOL	SMITH	704	ACADEMICALLY ACCEPTABLE	★★★★☆	○ 53	49	54	VERY HIGH	6,222
SECONDARY	CHAPEL HILL HIGH SCHOOL	SMITH	850	ACADEMICALLY ACCEPTABLE	★★★★☆	● 7	9	9	AVERAGE	6,627
	WINGS	SMITH	7	AEA: ACADEMICALLY ACCEPTABLE	**	**	**	**	**	**
<b>CHAPEL HILL ISD</b>										
ELEMENTARY	CHAPEL HILL ELEMENTARY SCHOOL	TITUS	376	EXEMPLARY	★★★★☆	● 74	87	58	VERY LOW	6,288
MIDDLE	CHAPEL HILL JUNIOR HIGH SCHOOL	TITUS	204	RECOGNIZED	★★★★☆	● 5	4	13	HIGH	7,876
SECONDARY	CHAPEL HILL HIGH SCHOOL	TITUS	310	RECOGNIZED	★★★★☆	○ 54	37	68	VERY LOW	6,487
<b>CHARLOTTE ISD</b>										
ELEMENTARY	CHARLOTTE ELEMENTARY SCHOOL	ATASCOSA	252	RECOGNIZED	★★★★☆	● 3	8	2	VERY HIGH	5,971
MIDDLE	CHARLOTTE JUNIOR HIGH SCHOOL	ATASCOSA	111	ACADEMICALLY ACCEPTABLE	★★★★☆	● 1	2	1	HIGH	6,463
SECONDARY	ATASCOSA COUNTY JUVENILE JUSTICE CENTER SCHOOL	ATASCOSA	1	NOT RATED: OTHER	**	**	**	**	**	**
	BIGFOOT ALTERNATIVE CENTER	ATASCOSA	4	NOT RATED: OTHER		**	**	**	**	**
	CHARLOTTE HIGH SCHOOL	ATASCOSA	146	ACADEMICALLY ACCEPTABLE	★★★★☆	● 2	4	3	HIGH	8,730
<b>CHEROKEE ISD</b>										
ELEMENTARY AND SECONDARY	CHEROKEE SCHOOL	SAN SABA	126	ACADEMICALLY ACCEPTABLE	★★★★☆	● 27	4	70	AVERAGE	9,469
<b>CHESTER ISD</b>										
ELEMENTARY	CHESTER ELEMENTARY SCHOOL	TYLER	90	ACADEMICALLY ACCEPTABLE	★★★★☆	○ 54	72	29	AVERAGE	8,257
ELEMENTARY AND SECONDARY	CHESTER HIGH SCHOOL	TYLER	107	RECOGNIZED	★★★★☆	● 8	6	19	LOW	7,164
<b>CHICO ISD</b>										
ELEMENTARY	CHICO ELEMENTARY SCHOOL	WISE	316	RECOGNIZED	★★★★☆	○ 41	67	15	AVERAGE	5,420
MIDDLE	CHICO MIDDLE SCHOOL	WISE	133	RECOGNIZED	★★★★☆	● 23	10	47	AVERAGE	6,021
SECONDARY	CHICO HIGH SCHOOL	WISE	180	RECOGNIZED	★★★★☆	● 23	11	43	HIGH	7,220
<b>CHILDREN FIRST ACADEMY OF DALLAS (C)</b>										
ELEMENTARY	CHILDREN FIRST OF DALLAS (C)	DALLAS	287	RECOGNIZED	★★★★☆	● 98	99	94	VERY LOW	2,865
<b>CHILDREN FIRST ACADEMY OF HOUSTON (C)</b>										
ELEMENTARY	CHILDREN FIRST ACADEMY OF HOUSTON (C)	HARRIS	466	EXEMPLARY	★★★★☆	● 93	78	97	VERY LOW	2,223
<b>CHILDRESS ISD</b>										
ELEMENTARY	CHILDRESS ELEMENTARY SCHOOL	CHILDRESS	537	RECOGNIZED	★★★★☆	● 35	43	26	HIGH	6,940
MIDDLE	CHILDRESS JUNIOR HIGH SCHOOL	CHILDRESS	262	ACADEMICALLY ACCEPTABLE	★★★★☆	● 3	15	2	VERY HIGH	9,059
SECONDARY	CHILDRESS HIGH SCHOOL	CHILDRESS	307	ACADEMICALLY ACCEPTABLE	★★★★☆	● 16	6	40	VERY HIGH	10,130
<b>CHILlicoTHE ISD</b>										
ELEMENTARY	CHILlicoTHE ELEMENTARY SCHOOL	HARDEMAN	93	RECOGNIZED	★★★★☆	● 64	80	41	AVERAGE	10,138
SECONDARY	CHILlicoTHE HIGH SCHOOL	HARDEMAN	89	ACADEMICALLY ACCEPTABLE	★★★★☆	● 11	15	12	LOW	9,957
<b>CHILTON ISD</b>										
ELEMENTARY AND SECONDARY	CHILTON SCHOOL	FALLS	453	RECOGNIZED	★★★★☆	○ 57	64	46	AVERAGE	8,204
<b>CHINA SPRING ISD</b>										
ELEMENTARY	CHINA SPRING ELEMENTARY SCHOOL	MCLENNAN	830	EXEMPLARY	★★★★☆	● 91	89	89	LOW	4,431
MIDDLE	CHINA SPRING INTERMEDIATE SCHOOL	MCLENNAN	312	EXEMPLARY	★★★★☆	○ 57	63	46	LOW	4,654
	CHINA SPRING MIDDLE SCHOOL	MCLENNAN	349	ACADEMICALLY ACCEPTABLE	★★★★☆	● 21	34	15	LOW	4,813
SECONDARY	CHINA SPRING HIGH SCHOOL	MCLENNAN	630	EXEMPLARY	★★★★☆	○ 56	51	60	LOW	5,241

\*\* Insufficient data

Composite Progress Percentile: ● 80-99 ● 60-79 ○ 40-59 ● 20-39 ● LESS THAN 20

SCHOOL TYPE/ DISTRICT NAME	CAMPUS NAME	COUNTY	ENROLL- MENT	2008-2009 ACCOUNTABILITY RATING	FAST RATING	COMPOSITE PROGRESS PERCENTILE	MATH PROGRESS PERCENTILE	READING PROGRESS PERCENTILE	SPENDING INDEX	ADJUSTED SPENDING PER PUPIL
<b>CHINA SPRING ISD (CONCLUDED)</b>										
	CONNECT CENTER	MCLENNAN	13	AEA: ACADEMICALLY ACCEPTABLE	**	**	**	**	**	**
ELEMENTARY AND SECONDARY	ACADEMIC & CHARACTER TRAINING	MCLENNAN	15	NOT RATED: OTHER	**	**	**	**	**	**
<b>CHIRENO ISD</b>										
ELEMENTARY	CHIRENO ELEMENTARY SCHOOL	NACOGDOCHES	227	ACADEMICALLY ACCEPTABLE	★★★★★☆☆	64	53	71	AVERAGE	\$6,221
SECONDARY	CHIRENO HIGH SCHOOL	NACOGDOCHES	94	RECOGNIZED	★★★★★☆☆	44	46	40	HIGH	9,762
<b>CHISUM ISD</b>										
ELEMENTARY	CHISUM ELEMENTARY SCHOOL	LAMAR	428	EXEMPLARY	★★★★★☆☆	79	82	75	LOW	6,325
MIDDLE	CHISUM MIDDLE SCHOOL	LAMAR	198	RECOGNIZED	★★★★★☆☆	28	18	43	VERY LOW	6,343
SECONDARY	CHISUM HIGH SCHOOL	LAMAR	274	ACADEMICALLY ACCEPTABLE	★★★★★☆☆	25	18	36	AVERAGE	8,641
<b>CHRISTOVAL ISD</b>										
ELEMENTARY	CHRISTOVAL ELEMENTARY SCHOOL	TOM GREEN	168	EXEMPLARY	★★★★★☆☆	90	94	81	AVERAGE	6,751
SECONDARY	FAIRVIEW ALTERNATIVE EDUCATION COOP	TOM GREEN	1	NOT RATED: OTHER	**	**	**	**	**	**
	FAIRVIEW SPECIAL PROGRAMS	TOM GREEN	1	NOT RATED: OTHER	**	**	**	**	**	**
ELEMENTARY AND SECONDARY	CHRISTOVAL HIGH SCHOOL	TOM GREEN	223	RECOGNIZED	★★★★★☆☆	24	22	29	LOW	6,534
<b>CISCO ISD</b>										
ELEMENTARY	CISCO ELEMENTARY SCHOOL	EASTLAND	378	EXEMPLARY	★★★★★☆☆	41	45	35	AVERAGE	6,925
MIDDLE	CISCO JUNIOR HIGH SCHOOL	EASTLAND	179	ACADEMICALLY ACCEPTABLE	★★★★★☆☆	18	11	34	AVERAGE	7,468
SECONDARY	CISCO HIGH SCHOOL	EASTLAND	243	EXEMPLARY	★★★★★☆☆	70	67	71	HIGH	10,029
	CISCO LEARNING CENTER	EASTLAND	50	AEA: ACADEMICALLY ACCEPTABLE	**	**	**	**	AVERAGE	9,599
<b>CITY VIEW ISD</b>										
ELEMENTARY	CITY VIEW ELEMENTARY SCHOOL	WICHITA	597	EXEMPLARY	★★★★★☆☆	86	88	81	HIGH	5,782
SECONDARY	CITY VIEW JUNIOR HIGH SCHOOL/SENIOR HIGH SCHOOL	WICHITA	393	RECOGNIZED	★★★★★☆☆	15	16	19	VERY HIGH	8,272
	WICHITA COUNTY JJAEP	WICHITA	1	NOT RATED: OTHER	**	**	**	**	**	**
<b>CLARENDON ISD</b>										
ELEMENTARY	CLARENDON ELEMENTARY SCHOOL	DONLEY	241	EXEMPLARY	★★★★★☆☆	75	62	83	VERY HIGH	8,740
MIDDLE	CLARENDON JUNIOR HIGH SCHOOL	DONLEY	113	RECOGNIZED	★★★★★☆☆	9	6	22	HIGH	8,169
SECONDARY	CLARENDON HIGH SCHOOL	DONLEY	169	ACADEMICALLY ACCEPTABLE	★★★★★☆☆	26	8	58	HIGH	11,251
<b>CLARKSVILLE ISD</b>										
ELEMENTARY	CLARKSVILLE ELEMENTARY SCHOOL	RED RIVER	397	ACADEMICALLY ACCEPTABLE	★★★★★☆☆	14	23	12	VERY HIGH	8,057
MIDDLE	CHEATHAM MIDDLE SCHOOL	RED RIVER	183	ACADEMICALLY ACCEPTABLE	★★★★★☆☆	4	3	12	HIGH	10,228
SECONDARY	CLARKSVILLE HIGH SCHOOL	RED RIVER	226	ACADEMICALLY ACCEPTABLE	★★★★★☆☆	42	17	70	VERY HIGH	11,299
<b>CLAUDE ISD</b>										
ELEMENTARY	CLAUDE ELEMENTARY SCHOOL	ARMSTRONG	127	EXEMPLARY	★★★★★☆☆	38	10	74	HIGH	7,940
ELEMENTARY AND SECONDARY	CLAUDE HIGH SCHOOL	ARMSTRONG	198	RECOGNIZED	★★★★★☆☆	31	18	49	HIGH	8,051
<b>CLEAR CREEK ISD</b>										
ELEMENTARY	ARLYNE & ALAN WEBER ELEMENTARY SCHOOL	GALVESTON	823	EXEMPLARY	★★★★★☆☆	78	71	81	VERY LOW	4,585
	ARMAND BAYOU ELEMENTARY SCHOOL	GALVESTON	524	EXEMPLARY	★★★★★☆☆	89	81	91	VERY LOW	4,944
	ART AND PAT GOFORTH ELEMENTARY SCHOOL	GALVESTON	1,026	EXEMPLARY	★★★★★☆☆	80	74	83	LOW	4,603
	BAY ELEMENTARY SCHOOL	GALVESTON	651	EXEMPLARY	★★★★★☆☆	80	80	79	LOW	4,982
	BROOKWOOD ELEMENTARY SCHOOL	GALVESTON	699	EXEMPLARY	★★★★★☆☆	94	82	97	VERY LOW	4,424
	CD LANDOLT ELEMENTARY	GALVESTON	767	EXEMPLARY	★★★★★☆☆	86	81	88	LOW	4,686
	CLEAR LAKE CITY ELEMENTARY SCHOOL	GALVESTON	601	EXEMPLARY	★★★★★☆☆	88	79	90	LOW	5,420
	DARWIN L GILMORE ELEMENTARY SCHOOL	GALVESTON	1,011	EXEMPLARY	★★★★★☆☆	86	82	87	VERY LOW	4,353
	ED H WHITE ELEMENTARY SCHOOL	GALVESTON	491	EXEMPLARY	★★★★★☆☆	92	84	94	AVERAGE	5,157
	FALCON PASS ELEMENTARY SCHOOL	GALVESTON	631	EXEMPLARY	★★★★★☆☆	91	84	93	LOW	4,961
	GH WHITCOMB ELEMENTARY SCHOOL	GALVESTON	719	EXEMPLARY	★★★★★☆☆	65	56	70	AVERAGE	4,951
	GW ROBINSON ELEMENTARY SCHOOL	GALVESTON	527	EXEMPLARY	★★★★★☆☆	81	66	89	LOW	5,002
	HENRY BAUERSCHLAG ELEMENTARY SCHOOL	GALVESTON	971	EXEMPLARY	★★★★★☆☆	92	90	90	VERY LOW	4,448
	IW AND ELEANOR HYDE ELEMENTARY	GALVESTON	687	EXEMPLARY	★★★★★☆☆	93	91	91	VERY LOW	4,535
	JAMES H ROSS ELEMENTARY SCHOOL	GALVESTON	720	EXEMPLARY	★★★★★☆☆	74	64	80	AVERAGE	4,874
	JOHN F WARD ELEMENTARY SCHOOL	GALVESTON	635	EXEMPLARY	★★★★★☆☆	82	82	80	AVERAGE	4,723

\*\* Insufficient data

Composite Progress Percentile: ● 80-99 ● 60-79 ○ 40-59 ● 20-39 ● LESS THAN 20

SCHOOL TYPE/ DISTRICT NAME	CAMPUS NAME	COUNTY	ENROLL- MENT	2008-2009 ACCOUNTABILITY RATING	FAST RATING	COMPOSITE PROGRESS PERCENTILE	MATH PROGRESS PERCENTILE	READING PROGRESS PERCENTILE	SPENDING INDEX	ADJUSTED SPENDING PER PUPIL
<b>CLEAR CREEK ISD (CONCLUDED)</b>										
	LAVACE STEWART ELEMENTARY SCHOOL	GALVESTON	550	EXEMPLARY	★★★★★☆☆	77	67	84	AVERAGE	\$5,991
	LEAGUE CITY ELEMENTARY SCHOOL	GALVESTON	576	RECOGNIZED	★★★★★☆☆	68	62	70	AVERAGE	5,697
	LLOYD R FERGUSON ELEMENTARY SCHOOL	GALVESTON	829	EXEMPLARY	★★★★★☆☆	89	80	92	VERY LOW	4,205
	MARGARET S MCWHIRTER ELEMENTARY SCHOOL	GALVESTON	803	RECOGNIZED	★★★★★☆☆	85	90	78	HIGH	6,612
	NORTH POINTE ELEMENTARY SCHOOL	GALVESTON	735	EXEMPLARY	★★★★★☆☆	83	71	88	LOW	4,637
	PH GREENE ELEMENTARY SCHOOL	GALVESTON	730	EXEMPLARY	★★★★★☆☆	73	55	85	LOW	4,904
	WALTER HALL ELEMENTARY SCHOOL	GALVESTON	636	EXEMPLARY	★★★★★☆☆	56	36	73	VERY LOW	4,732
	WEDGEWOOD ELEMENTARY SCHOOL	GALVESTON	810	EXEMPLARY	★★★★★☆☆	68	72	61	LOW	4,670
MIDDLE	BROOKSIDE INTERMEDIATE SCHOOL	GALVESTON	813	RECOGNIZED	★★★★★☆☆	58	55	59	LOW	4,982
	CLEAR LAKE INTERMEDIATE SCHOOL	GALVESTON	1,120	RECOGNIZED	★★★★★☆☆	50	52	45	LOW	4,675
	CREEKSIDE INTERMEDIATE SCHOOL	GALVESTON	823	RECOGNIZED	★★★★★☆☆	53	54	49	LOW	4,479
	LEAGUE CITY INTERMEDIATE SCHOOL	GALVESTON	1,279	RECOGNIZED	★★★★★☆☆	42	40	43	LOW	4,287
	SEABROOK INTERMEDIATE SCHOOL	GALVESTON	1,043	RECOGNIZED	★★★★★☆☆	39	49	26	LOW	4,461
	SPACE CENTER INTERMEDIATE SCHOOL	GALVESTON	1,256	EXEMPLARY	★★★★★☆☆	62	66	54	VERY LOW	4,255
	VICTORY LAKES INTERMEDIATE SCHOOL	GALVESTON	1,172	RECOGNIZED	★★★★★☆☆	51	54	43	LOW	4,259
	WESTBROOK INTERMEDIATE SCHOOL	GALVESTON	1,211	RECOGNIZED	★★★★★☆☆	43	50	34	AVERAGE	4,296
SECONDARY	CLEAR BROOK HIGH SCHOOL	GALVESTON	2,600	RECOGNIZED	★★★★★☆☆	26	18	38	LOW	4,599
	CLEAR CREEK HIGH SCHOOL	GALVESTON	2,790	RECOGNIZED	★★★★★☆☆	20	21	24	LOW	4,903
	CLEAR HORIZONS EARLY COLLEGE HIGH SCHOOL	GALVESTON	269	EXEMPLARY	**	**	**	**	**	**
	CLEAR LAKE HIGH SCHOOL	GALVESTON	3,501	EXEMPLARY	★★★★★☆☆	47	48	41	LOW	4,133
	CLEAR SPRINGS HIGH SCHOOL	GALVESTON	1,804	RECOGNIZED	**	**	**	**	**	**
	CLEAR VIEW EDUCATION CENTER	GALVESTON	212	RECOGNIZED	**	71	51	84	**	**
<b>CLEBURNE ISD</b>										
ELEMENTARY	ADAMS ELEMENTARY SCHOOL	JOHNSON	564	RECOGNIZED	★★★★★☆☆	64	55	70	HIGH	5,826
	COLEMAN ELEMENTARY SCHOOL	JOHNSON	516	RECOGNIZED	★★★★★☆☆	55	54	53	AVERAGE	5,659
	COOKE ELEMENTARY SCHOOL	JOHNSON	538	RECOGNIZED	**	**	**	**	LOW	4,903
	GERARD ELEMENTARY SCHOOL	JOHNSON	503	RECOGNIZED	★★★★★☆☆	47	29	66	AVERAGE	5,260
	IRVING ELEMENTARY SCHOOL	JOHNSON	511	ACADEMICALLY ACCEPTABLE	★★★★★☆☆	25	24	29	VERY HIGH	6,406
	MARTI ELEMENTARY SCHOOL	JOHNSON	440	RECOGNIZED	★★★★★☆☆	26	36	19	HIGH	6,008
	SANTA FE ELEMENTARY SCHOOL	JOHNSON	574	ACADEMICALLY ACCEPTABLE	**	**	**	**	**	**
MIDDLE	AD WHEAT MIDDLE SCHOOL	JOHNSON	708	ACADEMICALLY ACCEPTABLE	★★★★★☆☆	25	21	33	AVERAGE	5,642
	JJAEP	JOHNSON	4	NOT RATED: OTHER	**	**	**	**	**	**
	LOWELL SMITH JR MIDDLE SCHOOL	JOHNSON	832	ACADEMICALLY ACCEPTABLE	★★★★★☆☆	20	13	33	AVERAGE	5,347
SECONDARY	CLEBURNE HIGH SCHOOL	JOHNSON	1,635	ACADEMICALLY ACCEPTABLE	★★★★★☆☆	17	13	28	AVERAGE	5,906
	TEAM SCHOOL	JOHNSON	67	AEA: ACADEMICALLY ACCEPTABLE	**	**	**	**	VERY HIGH	10,013
<b>CLEVELAND ISD</b>										
ELEMENTARY	EASTSIDE ELEMENTARY SCHOOL	LIBERTY	550	ACADEMICALLY ACCEPTABLE	★★★★★☆☆	8	19	6	VERY LOW	4,460
	NORTHSIDE ELEMENTARY SCHOOL	LIBERTY	636	RECOGNIZED	**	**	**	**	VERY LOW	4,474
	SOUTHSIDE PRIMARY SCHOOL	LIBERTY	855	RECOGNIZED	**	**	**	**	VERY LOW	4,445
MIDDLE	CLEVELAND MIDDLE SCHOOL	LIBERTY	739	ACADEMICALLY ACCEPTABLE	★★★★★☆☆	5	7	8	LOW	4,856
SECONDARY	CLEVELAND HIGH SCHOOL	LIBERTY	784	ACADEMICALLY ACCEPTABLE	★★★★★☆☆	3	9	2	LOW	6,119
	FREDERICK A DOUGLASS LEARNING ACADEMY	LIBERTY	48	AEA: ACADEMICALLY ACCEPTABLE	**	**	**	**	**	**
ELEMENTARY AND SECONDARY	HARDIN/CHAMBERS CENTER	LIBERTY	37	NOT RATED: OTHER	**	**	**	**	**	**
<b>CLIFTON ISD</b>										
ELEMENTARY	CLIFTON ELEMENTARY SCHOOL	BOSQUE	526	ACADEMICALLY ACCEPTABLE	**	**	**	**	AVERAGE	6,361
MIDDLE	CLIFTON MIDDLE SCHOOL	BOSQUE	273	RECOGNIZED	★★★★★☆☆	31	16	53	VERY LOW	6,857
SECONDARY	CLIFTON HIGH SCHOOL	BOSQUE	335	RECOGNIZED	★★★★★☆☆	68	52	79	VERY LOW	6,884
<b>CLINT ISD</b>										
ELEMENTARY	CARROLL T WELCH ELEMENTARY SCHOOL	EL PASO	840	RECOGNIZED	★★★★★☆☆	64	84	35	AVERAGE	5,487
	DESERT HILLS ELEMENTARY SCHOOL	EL PASO	970	RECOGNIZED	**	**	**	**	HIGH	5,518
	FRANK MACIAS ELEMENTARY SCHOOL	EL PASO	1,163	EXEMPLARY	**	**	**	**	AVERAGE	4,958
	MONTANA VISTA ELEMENTARY SCHOOL	EL PASO	749	ACADEMICALLY ACCEPTABLE	★★★★★☆☆	30	50	14	VERY HIGH	5,983

\*\* Insufficient data

Composite Progress Percentile: ● 80-99 ● 60-79 ○ 40-59 ◐ 20-39 ● LESS THAN 20



SCHOOL TYPE/ DISTRICT NAME	CAMPUS NAME	COUNTY	ENROLL- MENT	2008-2009 ACCOUNTABILITY RATING	FAST RATING	COMPOSITE PROGRESS PERCENTILE	MATH PROGRESS PERCENTILE	READING PROGRESS PERCENTILE	SPENDING INDEX	ADJUSTED SPENDING PER PUPIL
<b>CLINT ISD (CONCLUDED)</b>										
	RED SANDS ELEMENTARY SCHOOL	EL PASO	892	RECOGNIZED	★★★★☆	81	81	80	HIGH	\$5,536
	WM DAVID SURRATT ELEMENTARY SCHOOL	EL PASO	922	RECOGNIZED	★★★★☆	79	82	75	VERY HIGH	5,794
MIDDLE	CLINT JUNIOR HIGH SCHOOL	EL PASO	435	RECOGNIZED	★★★★☆	82	74	86	HIGH	6,579
	EAST MONTANA MIDDLE SCHOOL	EL PASO	735	ACADEMICALLY ACCEPTABLE	★★★★☆	32	34	31	HIGH	6,054
	HORIZON MIDDLE SCHOOL	EL PASO	1,246	ACADEMICALLY ACCEPTABLE	★★★★☆	38	34	44	VERY LOW	4,525
SECONDARY	CLINT HIGH SCHOOL	EL PASO	588	RECOGNIZED	★★★★☆	39	30	50	VERY HIGH	7,938
	HORIZON HIGH SCHOOL	EL PASO	1,360	ACADEMICALLY ACCEPTABLE	★★★★☆	31	40	23	VERY LOW	5,777
	MOUNTAIN VIEW HIGH SCHOOL	EL PASO	959	ACADEMICALLY ACCEPTABLE	★★★★☆	29	23	38	LOW	6,329
<b>CLYDE CISD</b>										
ELEMENTARY	CLYDE ELEMENTARY SCHOOL	CALLAHAN	384	RECOGNIZED	**	**	**	**	HIGH	5,994
	CLYDE INTERMEDIATE SCHOOL	CALLAHAN	331	RECOGNIZED	★★★★☆	23	30	19	AVERAGE	5,951
MIDDLE	CLYDE JUNIOR HIGH SCHOOL	CALLAHAN	343	ACADEMICALLY ACCEPTABLE	★★★★☆	3	12	2	HIGH	6,180
SECONDARY	CLYDE HIGH SCHOOL	CALLAHAN	433	RECOGNIZED	★★★★☆	23	18	33	LOW	7,144
<b>COAHOMA ISD</b>										
ELEMENTARY	COAHOMA ELEMENTARY SCHOOL	HOWARD	461	RECOGNIZED	★★★★☆	5	14	4	LOW	5,851
MIDDLE	COAHOMA JUNIOR HIGH SCHOOL	HOWARD	132	RECOGNIZED	★★★★☆	17	3	59	VERY HIGH	8,222
SECONDARY	COAHOMA HIGH SCHOOL	HOWARD	250	RECOGNIZED	★★★★☆	37	11	72	HIGH	10,013
<b>COLDSPRING-OAKHURST CISD</b>										
ELEMENTARY	COLDSPRING INTERMEDIATE SCHOOL	SAN JACINTO	381	ACADEMICALLY ACCEPTABLE	★★★★☆	10	13	13	VERY LOW	4,728
	STREET ELEMENTARY SCHOOL	SAN JACINTO	369	ACADEMICALLY ACCEPTABLE	**	**	**	**	VERY LOW	4,707
MIDDLE	LINCOLN JUNIOR HIGH SCHOOL	SAN JACINTO	410	ACADEMICALLY ACCEPTABLE	★★★★☆	16	21	16	AVERAGE	4,925
SECONDARY	COLDSPRING-OAKHURST HIGH SCHOOL	SAN JACINTO	475	ACADEMICALLY ACCEPTABLE	★★★★☆	14	20	14	AVERAGE	7,287
<b>COLEMAN ISD</b>										
ELEMENTARY	COLEMAN ELEMENTARY SCHOOL	COLEMAN	474	RECOGNIZED	★★★★☆	31	63	8	AVERAGE	6,666
MIDDLE	COLEMAN JUNIOR HIGH SCHOOL	COLEMAN	218	ACADEMICALLY ACCEPTABLE	★★★★☆	36	47	24	HIGH	8,124
SECONDARY	COLEMAN HIGH SCHOOL	COLEMAN	289	ACADEMICALLY ACCEPTABLE	★★★★☆	33	28	40	LOW	8,775
<b>COLLEGE STATION ISD</b>										
ELEMENTARY	COLLEGE HILLS ELEMENTARY SCHOOL	BRAZOS	642	EXEMPLARY	★★★★☆	91	85	92	VERY HIGH	7,312
	FOREST RIDGE ELEMENTARY SCHOOL	BRAZOS	823	EXEMPLARY	★★★★☆	98	99	76	AVERAGE	4,952
	PEBBLE CREEK ELEMENTARY SCHOOL	BRAZOS	630	EXEMPLARY	★★★★☆	95	95	93	HIGH	5,760
	ROCK PRAIRIE ELEMENTARY SCHOOL	BRAZOS	625	EXEMPLARY	★★★★☆	98	95	98	VERY HIGH	6,523
	SOUTH KNOLL ELEMENTARY SCHOOL	BRAZOS	760	RECOGNIZED	★★★★☆	35	36	34	HIGH	6,128
	SOUTHWOOD VALLEY ELEMENTARY SCHOOL	BRAZOS	692	RECOGNIZED	★★★★☆	56	56	53	AVERAGE	5,572
MIDDLE	A&M CONSOLIDATED MIDDLE SCHOOL	BRAZOS	671	ACADEMICALLY ACCEPTABLE	★★★★☆	38	52	22	VERY HIGH	5,595
	COLLEGE STATION MIDDLE SCHOOL	BRAZOS	748	ACADEMICALLY ACCEPTABLE	★★★★☆	28	33	25	AVERAGE	5,484
	CYPRESS GROVE INTERMEDIATE SCHOOL	BRAZOS	760	ACADEMICALLY ACCEPTABLE	★★★★☆	78	85	71	AVERAGE	4,869
	OAKWOOD INTERMEDIATE SCHOOL	BRAZOS	690	ACADEMICALLY ACCEPTABLE	★★★★☆	68	61	73	HIGH	5,575
SECONDARY	A&M CONSOLIDATED HIGH SCHOOL	BRAZOS	2,615	RECOGNIZED	★★★★☆	47	42	50	HIGH	5,265
	CENTER FOR ALTERNATIVE LEARNING	BRAZOS	56	AEA: ACADEMICALLY ACCEPTABLE	**	**	**	**	**	**
<b>COLLINSVILLE ISD</b>										
ELEMENTARY	COLLINSVILLE PRIMARY SCHOOL	GRAYSON	238	EXEMPLARY	★★★★☆	50	56	39	VERY LOW	3,564
MIDDLE	COLLINSVILLE INTERMEDIATE SCHOOL	GRAYSON	68	EXEMPLARY	★★★★☆	46	11	82	VERY HIGH	9,597
SECONDARY	COLLINSVILLE HIGH SCHOOL	GRAYSON	233	RECOGNIZED	★★★★☆	15	26	11	HIGH	7,561
<b>COLMESNEIL ISD</b>										
ELEMENTARY	COLMESNEIL ELEMENTARY SCHOOL	TYLER	186	EXEMPLARY	★★★★☆	74	85	61	AVERAGE	6,648
MIDDLE	COLMESNEIL MIDDLE SCHOOL	TYLER	125	RECOGNIZED	★★★★☆	18	32	11	VERY LOW	6,315
SECONDARY	COLMESNEIL JUNIOR HIGH/SENIOR HIGH SCHOOL	TYLER	205	RECOGNIZED	★★★★☆	15	14	21	VERY LOW	6,154
<b>COLORADO ISD</b>										
ELEMENTARY	HUTCHINSON ELEMENTARY SCHOOL	MITCHELL	240	ACADEMICALLY ACCEPTABLE	★★★★☆	3	16	1	AVERAGE	7,451
	KELLEY ELEMENTARY SCHOOL	MITCHELL	318	ACADEMICALLY ACCEPTABLE	**	**	**	**	VERY HIGH	6,783
MIDDLE	COLORADO MIDDLE SCHOOL	MITCHELL	201	ACADEMICALLY ACCEPTABLE	★★★★☆	12	10	20	VERY HIGH	11,362
SECONDARY	COLORADO HIGH SCHOOL	MITCHELL	253	RECOGNIZED	★★★★☆	23	22	28	HIGH	10,327
	WALLACE ACCELERATED HIGH SCHOOL	MITCHELL	31	AEA: ACADEMICALLY ACCEPTABLE	**	**	**	**	VERY HIGH	14,270

\*\* Insufficient data

Composite Progress Percentile: ● 80-99 ● 60-79 ○ 40-59 ● 20-39 ● LESS THAN 20

SCHOOL TYPE/ DISTRICT NAME	CAMPUS NAME	COUNTY	ENROLL- MENT	2008-2009 ACCOUNTABILITY RATING	FAST RATING	COMPOSITE PROGRESS PERCENTILE	MATH PROGRESS PERCENTILE	READING PROGRESS PERCENTILE	SPENDING INDEX	ADJUSTED SPENDING PER PUPIL
<b>COLUMBIA-BRAZORIA ISD</b>										
ELEMENTARY	BARROW ELEMENTARY SCHOOL	BRAZORIA	711	EXEMPLARY	★★★★☆	○ 57	57	55	LOW	\$4,535
	WEST COLUMBIA ELEMENTARY SCHOOL	BRAZORIA	779	RECOGNIZED	★★★★★	● 79	93	60	VERY LOW	4,142
	WILD PEACH ELEMENTARY SCHOOL	BRAZORIA	291	EXEMPLARY	★★★★☆	○ 42	44	37	VERY LOW	5,207
MIDDLE	WEST BRAZOS JUNIOR HIGH SCHOOL	BRAZORIA	444	RECOGNIZED	★★★★☆	● 24	37	16	LOW	4,785
SECONDARY	BRAZORIA COUNTY JJAEP	BRAZORIA	1	NOT RATED: OTHER	**	**	**	**	**	**
	COLUMBIA HIGH SCHOOL	BRAZORIA	891	ACADEMICALLY ACCEPTABLE	★★★★☆	● 24	20	30	VERY LOW	4,661
<b>COLUMBUS ISD</b>										
ELEMENTARY	COLUMBUS ELEMENTARY SCHOOL	COLORADO	661	RECOGNIZED	★★★★☆	● 33	61	10	LOW	6,049
MIDDLE	COLUMBUS JUNIOR HIGH SCHOOL	COLORADO	337	ACADEMICALLY ACCEPTABLE	★★★★☆	● 15	15	19	LOW	6,844
SECONDARY	COLUMBUS HIGH SCHOOL	COLORADO	516	RECOGNIZED	★★★★☆	● 38	48	27	LOW	7,275
<b>COMAL ISD</b>										
ELEMENTARY	ARLON R SEAY ELEMENTARY SCHOOL	COMAL	397	EXEMPLARY	★★★★☆	● 67	53	75	HIGH	6,143
	BILL BROWN ELEMENTARY SCHOOL	COMAL	655	EXEMPLARY	★★★★☆	● 89	87	88	AVERAGE	5,599
	FREIHEIT ELEMENTARY SCHOOL	COMAL	772	EXEMPLARY	**	**	**	**	**	**
	GARDEN RIDGE ELEMENTARY SCHOOL	COMAL	355	EXEMPLARY	★★★★☆	● 83	85	79	VERY HIGH	5,676
	GOODWIN FRAZIER ELEMENTARY SCHOOL	COMAL	704	RECOGNIZED	★★★★☆	● 37	57	18	AVERAGE	5,551
	HOFFMANN LANE ELEMENTARY SCHOOL	COMAL	791	EXEMPLARY	★★★★☆	● 83	84	80	AVERAGE	4,730
	MH SPECHT ELEMENTARY SCHOOL	COMAL	831	EXEMPLARY	★★★★★	● 85	67	93	LOW	4,253
	MORNINGSIDE ELEMENTARY SCHOOL	COMAL	545	RECOGNIZED	**	**	**	**	**	**
	RAHE BULVERDE ELEMENTARY SCHOOL	COMAL	594	EXEMPLARY	★★★★☆	● 94	90	93	LOW	5,313
	REBECCA CREEK ELEMENTARY SCHOOL	COMAL	593	EXEMPLARY	★★★★☆	● 83	90	72	HIGH	5,981
	STARTZVILLE ELEMENTARY SCHOOL	COMAL	630	ACADEMICALLY ACCEPTABLE	★★★★☆	● 25	28	26	HIGH	5,629
	TIMBERWOOD PARK ELEMENTARY SCHOOL	COMAL	673	EXEMPLARY	**	**	**	**	**	**
MIDDLE	CANYON MIDDLE SCHOOL	COMAL	816	RECOGNIZED	★★★★☆	● 18	27	15	AVERAGE	5,079
	CHURCH HILL MIDDLE SCHOOL	COMAL	727	RECOGNIZED	★★★★☆	● 37	41	32	VERY HIGH	6,779
	MT VALLEY MIDDLE SCHOOL	COMAL	669	RECOGNIZED	**	**	**	**	**	**
	SMITHSON VALLEY MIDDLE SCHOOL	COMAL	796	RECOGNIZED	★★★★☆	○ 59	56	60	HIGH	4,998
	SPRING BRANCH MIDDLE SCHOOL	COMAL	766	RECOGNIZED	★★★★☆	● 29	18	45	HIGH	5,249
SECONDARY	CANYON HIGH SCHOOL	COMAL	1,803	ACADEMICALLY ACCEPTABLE	★★★★☆	● 22	20	27	AVERAGE	5,689
	CANYON LAKE HIGH SCHOOL	COMAL	672	RECOGNIZED	**	**	**	**	**	**
	COMAL ACADEMY	COMAL	46	AEA: ACADEMICALLY ACCEPTABLE	**	**	**	**	**	**
	SMITHSON VALLEY HIGH SCHOOL	COMAL	2,144	ACADEMICALLY ACCEPTABLE	★★★★☆	● 38	21	59	HIGH	5,010
<b>COMANCHE ISD</b>										
ELEMENTARY	COMANCHE ELEMENTARY SCHOOL	COMANCHE	405	RECOGNIZED	**	**	**	**	LOW	5,898
	COMANCHE MIDDLE SCHOOL	COMANCHE	308	RECOGNIZED	**	**	**	**	**	**
MIDDLE	JEFFERIES JUNIOR HIGH SCHOOL	COMANCHE	183	RECOGNIZED	★★★★☆	● 8	11	10	HIGH	6,977
SECONDARY	COMANCHE HIGH SCHOOL	COMANCHE	321	ACADEMICALLY ACCEPTABLE	★★★★☆	○ 44	36	52	AVERAGE	8,855
<b>COMFORT ISD</b>										
ELEMENTARY	COMFORT ELEMENTARY SCHOOL	KENDALL	553	RECOGNIZED	★★★★☆	○ 50	46	51	HIGH	5,701
MIDDLE	COMFORT MIDDLE SCHOOL	KENDALL	268	ACADEMICALLY ACCEPTABLE	★★★★☆	● 25	20	34	HIGH	6,079
SECONDARY	COMFORT HIGH SCHOOL	KENDALL	368	RECOGNIZED	★★★★☆	● 32	37	28	AVERAGE	6,381
<b>COMMERCE ISD</b>										
ELEMENTARY	ALBERT C WILLIAMS ELEMENTARY SCHOOL	HUNT	356	RECOGNIZED	★★★★☆	○ 55	62	44	VERY LOW	4,344
	COMMERCE ELEMENTARY SCHOOL	HUNT	490	RECOGNIZED		**	**	**	VERY LOW	3,510
MIDDLE	COMMERCE MIDDLE SCHOOL	HUNT	337	ACADEMICALLY ACCEPTABLE	★★★★☆	● 18	37	9	VERY LOW	4,934
SECONDARY	COMMERCE HIGH SCHOOL	HUNT	431	ACADEMICALLY ACCEPTABLE	★★★★☆	● 15	27	10	LOW	5,523
<b>COMMUNITY ISD</b>										
ELEMENTARY	MCCLENDON ELEMENTARY SCHOOL	COLLIN	516	RECOGNIZED	★★★★☆	● 31	48	16	VERY LOW	3,549
	PHYLISS NESMITH ELEMENTARY SCHOOL	COLLIN	260	EXEMPLARY	**	**	**	**	**	**
MIDDLE	COMMUNITY MIDDLE SCHOOL	COLLIN	369	RECOGNIZED	★★★★☆	● 39	45	31	VERY LOW	3,933
SECONDARY	COMMUNITY HIGH SCHOOL	COLLIN	484	RECOGNIZED	★★★★☆	● 13	7	30	VERY LOW	4,438

\*\* Insufficient data

Composite Progress Percentile: ● 80-99 ● 60-79 ○ 40-59 ● 20-39 ● LESS THAN 20

SCHOOL TYPE/ DISTRICT NAME	CAMPUS NAME	COUNTY	ENROLL- MENT	2008-2009 ACCOUNTABILITY RATING	FAST RATING	COMPOSITE PROGRESS PERCENTILE	MATH PROGRESS PERCENTILE	READING PROGRESS PERCENTILE	SPENDING INDEX	ADJUSTED SPENDING PER PUPIL
<b>COMO-PICKTON CISD</b>										
SECONDARY	HOLY HIGHWAY PICKTON	HOPKINS	23	RECOGNIZED		**	**	**	**	**
ELEMENTARY AND SECONDARY	COMO-PICKTON SCHOOL	HOPKINS	808	RECOGNIZED	★★★★☆	○ 49	31	65	HIGH	\$7,633
<b>COMQUEST ACADEMY (C)</b>										
SECONDARY	COMQUEST ACADEMY (C)	HARRIS	82	AEA: ACADEMICALLY ACCEPTABLE		**	**	**	VERY LOW	4,243
<b>COMSTOCK ISD</b>										
ELEMENTARY AND SECONDARY	COMSTOCK SCHOOL	VAL VERDE	214	RECOGNIZED	★★★★☆	○ 44	26	62	AVERAGE	7,565
<b>CONNALLY ISD</b>										
ELEMENTARY	CONNALLY ELEMENTARY SCHOOL	MCLENNAN	432	RECOGNIZED	★★★★☆	● 11	22	7	HIGH	5,942
	CONNALLY PRIMARY SCHOOL	MCLENNAN	544	RECOGNIZED	**	**	**	**	LOW	4,610
	ELM MOTT CENTER	MCLENNAN	132	NOT RATED: OTHER		**	**	**	VERY LOW	4,408
MIDDLE	CONNALLY INTERMEDIATE SCHOOL CENTER	MCLENNAN	373	ACADEMICALLY ACCEPTABLE	★★★★☆	○ 62	58	63	AVERAGE	5,382
	CONNALLY JUNIOR HIGH SCHOOL	MCLENNAN	371	ACADEMICALLY UNACCEPTABLE	★★★★☆	● 2	2	3	HIGH	5,431
SECONDARY	CHALLENGE ACADEMY	MCLENNAN	1	NOT RATED: OTHER	**	**	**	**	**	**
	CONNALLY HIGH SCHOOL	MCLENNAN	634	ACADEMICALLY ACCEPTABLE	★★★★☆	● 26	23	32	AVERAGE	5,599
	LAKEVIEW ACADEMY	MCLENNAN	5	AEA: ACADEMICALLY ACCEPTABLE	**	**	**	**	**	**
<b>CONROE ISD</b>										
ELEMENTARY	ANDERSON ELEMENTARY SCHOOL	MONTGOMERY	927	EXEMPLARY	★★★★★	● 99	99	99	VERY LOW	4,762
	ARMSTRONG ELEMENTARY SCHOOL	MONTGOMERY	643	EXEMPLARY	★★★★★	● 98	99	92	LOW	4,739
	AUSTIN ELEMENTARY SCHOOL	MONTGOMERY	848	EXEMPLARY	★★★★☆	○ 45	68	18	LOW	4,957
	BROADWAY ELEMENTARY SCHOOL	MONTGOMERY	583	EXEMPLARY		**	**	**	**	**
	BUCKALEW ELEMENTARY SCHOOL	MONTGOMERY	756	EXEMPLARY	★★★★★	● 95	77	99	VERY LOW	4,177
	BUSH ELEMENTARY SCHOOL	MONTGOMERY	721	EXEMPLARY	★★★★★	● 97	97	94	VERY LOW	4,465
	CREIGHTON ELEMENTARY SCHOOL	MONTGOMERY	841	RECOGNIZED	★★★★★	● 88	94	78	VERY LOW	4,628
	DAVID ELEMENTARY SCHOOL	MONTGOMERY	690	EXEMPLARY	★★★★★	● 93	90	92	VERY LOW	4,130
	DERETCHIN ELEMENTARY SCHOOL	MONTGOMERY	1,326	EXEMPLARY	★★★★★	● 93	83	96	VERY LOW	3,614
	FORD ELEMENTARY SCHOOL	MONTGOMERY	816	EXEMPLARY	★★★★★	○ 78	73	80	VERY LOW	4,211
	GALATAS ELEMENTARY SCHOOL	MONTGOMERY	550	EXEMPLARY	★★★★★	● 91	89	90	LOW	5,006
	GIESINGER ELEMENTARY SCHOOL	MONTGOMERY	770	EXEMPLARY	★★★★☆	○ 79	61	89	LOW	4,683
	GLEN LOCH ELEMENTARY SCHOOL	MONTGOMERY	574	EXEMPLARY	★★★★★	● 81	82	78	LOW	4,994
	HAILEY ELEMENTARY SCHOOL	MONTGOMERY	654	EXEMPLARY	★★★★★	● 91	91	87	VERY LOW	4,179
	HOUSER ELEMENTARY SCHOOL	MONTGOMERY	997	EXEMPLARY	★★★★★	● 83	74	87	VERY LOW	4,154
	HOUSTON ELEMENTARY SCHOOL	MONTGOMERY	616	EXEMPLARY	★★★★☆	● 89	94	79	AVERAGE	5,070
	KAUFMAN ELEMENTARY SCHOOL	MONTGOMERY	1,132	EXEMPLARY	★★★★★	○ 67	57	73	VERY LOW	3,624
	LAMAR ELEMENTARY SCHOOL	MONTGOMERY	681	EXEMPLARY	★★★★★	● 95	98	83	LOW	4,642
	MILAM ELEMENTARY SCHOOL	MONTGOMERY	771	RECOGNIZED	★★★★☆	● 31	44	20	VERY LOW	4,551
	OAK RIDGE ELEMENTARY SCHOOL	MONTGOMERY	706	EXEMPLARY	★★★★☆	○ 79	65	87	LOW	4,764
	POWELL ELEMENTARY SCHOOL	MONTGOMERY	865	EXEMPLARY	★★★★★	● 96	85	99	VERY LOW	3,899
	REAVES ELEMENTARY SCHOOL	MONTGOMERY	560	EXEMPLARY	★★★★★	● 97	97	94	LOW	5,167
	RICE ELEMENTARY SCHOOL	MONTGOMERY	690	RECOGNIZED	★★★★★	○ 64	68	57	VERY LOW	4,450
	RIDE ELEMENTARY SCHOOL	MONTGOMERY	350	EXEMPLARY	★★★★☆	● 97	90	98	HIGH	5,982
	RUNYAN ELEMENTARY SCHOOL	MONTGOMERY	735	RECOGNIZED	★★★★★	○ 66	75	51	VERY LOW	4,566
	SAN JACINTO ELEMENTARY SCHOOL	MONTGOMERY	595	RECOGNIZED	★★★★★	● 87	96	67	VERY LOW	4,512
	TOUGH ELEMENTARY SCHOOL	MONTGOMERY	1,289	EXEMPLARY	★★★★★	● 93	87	94	VERY LOW	3,653
MIDDLE	COLLINS INTERMEDIATE SCHOOL	MONTGOMERY	579	EXEMPLARY	★★★★★	● 81	69	88	VERY LOW	4,125
	COX INTERMEDIATE SCHOOL	MONTGOMERY	567	EXEMPLARY	**	**	**	**	**	**
	CRYAR INTERMEDIATE SCHOOL	MONTGOMERY	980	RECOGNIZED	★★★★☆	○ 63	58	65	LOW	4,652
	GRANGERLAND INTERMEDIATE SCHOOL	MONTGOMERY	966	RECOGNIZED	★★★★☆	○ 59	59	56	LOW	4,782
	KNOX JUNIOR HIGH SCHOOL	MONTGOMERY	1,088	RECOGNIZED	★★★★☆	● 29	34	27	VERY LOW	4,269
	MCCULLOUGH JUNIOR HIGH SCHOOL	MONTGOMERY	2,100	EXEMPLARY	★★★★☆	○ 42	56	25	VERY LOW	3,763
	MITCHELL INTERMEDIATE SCHOOL	MONTGOMERY	1,080	EXEMPLARY	★★★★☆	○ 72	63	79	VERY LOW	3,829
	MOORHEAD JUNIOR HIGH SCHOOL	MONTGOMERY	968	ACADEMICALLY ACCEPTABLE	★★★★☆	● 6	12	6	LOW	4,903

\*\* Insufficient data

Composite Progress Percentile: ● 80-99 ○ 60-79 ○ 40-59 ○ 20-39 ● LESS THAN 20

SCHOOL TYPE/ DISTRICT NAME	CAMPUS NAME	COUNTY	ENROLL- MENT	2008-2009 ACCOUNTABILITY RATING	FAST RATING	COMPOSITE PROGRESS PERCENTILE	MATH PROGRESS PERCENTILE	READING PROGRESS PERCENTILE	SPENDING INDEX	ADJUSTED SPENDING PER PUPIL
<b>CONROE ISD (CONCLUDED)</b>										
	PEET JUNIOR HIGH SCHOOL	MONTGOMERY	1,069	ACADEMICALLY ACCEPTABLE	★★★★☆	27	33	24	LOW	\$4,811
	TRAVIS INTERMEDIATE SCHOOL	MONTGOMERY	619	ACADEMICALLY ACCEPTABLE	★★★★☆	28	51	11	LOW	5,372
	VOGEL INTERMEDIATE SCHOOL	MONTGOMERY	927	RECOGNIZED	★★★★☆	69	63	72	VERY LOW	3,987
	WASHINGTON JUNIOR HIGH SCHOOL	MONTGOMERY	564	ACADEMICALLY ACCEPTABLE	★★★★☆	62	50	70	HIGH	6,878
	WILKERSON INTERMEDIATE SCHOOL	MONTGOMERY	655	RECOGNIZED	★★★★☆	53	44	61	AVERAGE	5,002
	YORK JUNIOR HIGH SCHOOL	MONTGOMERY	1,434	ACADEMICALLY ACCEPTABLE	★★★★☆	23	19	31	VERY LOW	4,056
SECONDARY	CANEY CREEK HIGH SCHOOL	MONTGOMERY	1,660	RECOGNIZED	★★★★☆	40	37	42	LOW	5,217
	COLLEGE PARK HIGH SCHOOL	MONTGOMERY	2,541	RECOGNIZED	★★★★☆	58	44	69	VERY LOW	4,095
	CONROE HIGH SCHOOL	MONTGOMERY	2,886	RECOGNIZED	★★★★☆	25	17	38	LOW	4,954
	HAUKE ALTERNATIVE HIGH SCHOOL	MONTGOMERY	150	AEA: ACADEMICALLY ACCEPTABLE	**	**	**	**	VERY HIGH	10,632
	JUVENILE DETENTION CENTER	MONTGOMERY	36	NOT RATED: OTHER	**	**	**	**	**	**
	OAK RIDGE HIGH SCHOOL	MONTGOMERY	2,486	RECOGNIZED	★★★★☆	47	42	50	LOW	4,867
	THE WOODLANDS HIGH SCHOOL	MONTGOMERY	3,702	RECOGNIZED	★★★★☆	48	46	49	VERY LOW	4,007
ELEMENTARY AND SECONDARY	JJAP	MONTGOMERY	26	NOT RATED: OTHER	**	**	**	**	**	**
<b>COOLIDGE ISD</b>										
ELEMENTARY	COOLIDGE ELEMENTARY SCHOOL	LIMESTONE	164	EXEMPLARY	★★★★☆	70	73	64	AVERAGE	9,008
ELEMENTARY AND SECONDARY	COOLIDGE HIGH SCHOOL	LIMESTONE	109	RECOGNIZED	★★★★☆	16	17	20	HIGH	12,395
<b>COOPER ISD</b>										
ELEMENTARY	COOPER ELEMENTARY SCHOOL	DELTA	397	EXEMPLARY	★★★★☆	48	47	46	LOW	5,118
MIDDLE	COOPER JUNIOR HIGH SCHOOL	DELTA	191	ACADEMICALLY ACCEPTABLE	★★★★☆	4	26	1	LOW	5,020
SECONDARY	COOPER HIGH SCHOOL	DELTA	264	RECOGNIZED	★★★★☆	30	18	49	VERY LOW	4,882
<b>COPELL ISD</b>										
ELEMENTARY	AUSTIN ELEMENTARY SCHOOL	DALLAS	541	EXEMPLARY	★★★★☆	82	58	94	LOW	5,150
	COTTONWOOD CREEK ELEMENTARY SCHOOL	DALLAS	471	EXEMPLARY	★★★★☆	88	77	92	VERY LOW	5,160
	DENTON CREEK ELEMENTARY SCHOOL	DALLAS	486	EXEMPLARY	★★★★☆	91	73	96	VERY LOW	4,847
	LAKESIDE ELEMENTARY SCHOOL	DALLAS	542	EXEMPLARY	★★★★☆	89	72	95	VERY LOW	4,855
	MOCKINGBIRD ELEMENTARY SCHOOL	DALLAS	546	EXEMPLARY	★★★★☆	80	67	87	LOW	4,855
	PINKERTON ELEMENTARY SCHOOL	DALLAS	360	EXEMPLARY	★★★★☆	85	51	97	HIGH	5,466
	TOWN CENTER ELEMENTARY SCHOOL	DALLAS	544	EXEMPLARY	★★★★☆	76	51	90	VERY LOW	4,777
	VALLEY RANCH ELEMENTARY SCHOOL	DALLAS	539	EXEMPLARY	★★★★☆	85	61	95	LOW	5,475
	WILSON ELEMENTARY SCHOOL	DALLAS	456	RECOGNIZED	★★★★☆	78	55	91	AVERAGE	6,099
MIDDLE	COPELL MIDDLE SCHOOL EAST	DALLAS	741	RECOGNIZED	★★★★☆	60	73	42	AVERAGE	5,329
	COPELL MIDDLE SCHOOL NORTH	DALLAS	827	EXEMPLARY	★★★★☆	53	58	45	AVERAGE	5,077
	COPELL MIDDLE SCHOOL WEST	DALLAS	851	EXEMPLARY	★★★★☆	55	59	46	AVERAGE	5,216
SECONDARY	COPELL HIGH SCHOOL	DALLAS	2,735	RECOGNIZED	★★★★☆	56	54	56	LOW	4,966
	DALLAS COUNTY JJAP	DALLAS	4	NOT RATED: OTHER	**	**	**	**	**	**
	NEW TECH HIGH SCHOOL AT COPPELL	DALLAS	272	EXEMPLARY	**	**	**	**	**	**
<b>COPPERAS COVE ISD</b>										
ELEMENTARY	CR CLEMENTS/HOLLIE PARSONS ELEMENTARY SCHOOL	CORYELL	858	EXEMPLARY	★★★★☆	48	43	52	HIGH	6,024
	FAIRVIEW/MISS JEWELL ELEMENTARY SCHOOL	CORYELL	936	RECOGNIZED	★★★★☆	61	76	39	HIGH	5,961
	HETTIE HALSTEAD ELEMENTARY SCHOOL	CORYELL	594	RECOGNIZED	★★★★☆	72	91	46	HIGH	6,259
	JL WILLIAMS/LOVETT LEDGER ELEMENTARY SCHOOL	CORYELL	898	RECOGNIZED	★★★★☆	63	69	51	HIGH	5,439
	MAE STEVENS ELEMENTARY SCHOOL	CORYELL	405	EXEMPLARY	★★★★☆	73	83	61	HIGH	6,873
	MARTIN WALKER ELEMENTARY SCHOOL	CORYELL	527	EXEMPLARY	★★★★☆	63	82	35	VERY HIGH	6,812
MIDDLE	COPPERAS COVE JUNIOR HIGH SCHOOL	CORYELL	825	RECOGNIZED	★★★★☆	56	62	45	HIGH	6,201
	SC LEE JUNIOR HIGH SCHOOL	CORYELL	834	ACADEMICALLY ACCEPTABLE	★★★★☆	66	74	55	VERY HIGH	6,437
SECONDARY	COPPERAS COVE HIGH SCHOOL	CORYELL	1,976	ACADEMICALLY ACCEPTABLE	★★★★☆	44	27	63	HIGH	6,055
	CROSSROADS HIGH SCHOOL	CORYELL	79	AEA: ACADEMICALLY ACCEPTABLE	**	**	**	**	HIGH	11,491
<b>CORPUS CHRISTI ISD</b>										
ELEMENTARY	ALLEN ELEMENTARY SCHOOL	NUECES	431	ACADEMICALLY ACCEPTABLE	★★★★☆	39	61	17	HIGH	6,229
	BARNES ELEMENTARY SCHOOL	NUECES	649	EXEMPLARY	★★★★☆	87	88	84	AVERAGE	4,934

\*\* Insufficient data

Composite Progress Percentile: ● 80-99 ● 60-79 ○ 40-59 ○ 20-39 ● LESS THAN 20

SCHOOL TYPE/ DISTRICT NAME	CAMPUS NAME	COUNTY	ENROLL- MENT	2008-2009 ACCOUNTABILITY RATING	FAST RATING	COMPOSITE PROGRESS PERCENTILE	MATH PROGRESS PERCENTILE	READING PROGRESS PERCENTILE	SPENDING INDEX	ADJUSTED SPENDING PER PUPIL
CORPUS CHRISTI ISD (CONTINUED)										
	CALK ELEMENTARY SCHOOL	NUECES	417	RECOGNIZED	★★★★☆☆	77	85	68	HIGH	\$6,405
	CARROLL LANE ELEMENTARY SCHOOL	NUECES	317	EXEMPLARY	★★★★☆☆	39	48	28	HIGH	6,380
	CASA LINDA ELEMENTARY SCHOOL	NUECES	435	EXEMPLARY	★★★★☆☆	94	95	89	VERY HIGH	6,237
	CHULA VISTA FINE ARTS	NUECES	449	RECOGNIZED	★★★★☆☆	71	57	82	HIGH	5,837
	CLUB ESTATES ELEMENTARY SCHOOL	NUECES	469	EXEMPLARY	★★★★☆☆	77	74	77	AVERAGE	5,482
	CROCKETT ELEMENTARY SCHOOL	NUECES	503	RECOGNIZED	★★★★☆☆	56	70	36	LOW	5,438
	DAWSON ELEMENTARY SCHOOL	NUECES	730	RECOGNIZED	★★★★☆☆	78	61	88	LOW	4,838
	EARLY CHILDHOOD DEVELOPMENT CENTER	NUECES	166	EXEMPLARY	★★★★☆☆	45	16	75	LOW	5,272
	FANNIN ELEMENTARY SCHOOL	NUECES	524	ACADEMICALLY ACCEPTABLE	★★★★☆☆	61	62	58	VERY HIGH	5,731
	FAYE WEBB ELEMENTARY SCHOOL	NUECES	721	EXEMPLARY	★★★★☆☆	98	94	99	LOW	4,514
	GALVAN ELEMENTARY SCHOOL	NUECES	602	RECOGNIZED	★★★★☆☆	73	80	66	HIGH	5,838
	GARCIA ELEMENTARY SCHOOL	NUECES	389	RECOGNIZED	★★★★☆☆	53	54	49	VERY HIGH	6,874
	GEORGE EVANS ELEMENTARY SCHOOL	NUECES	347	RECOGNIZED	★★★★☆☆	85	89	78	HIGH	6,567
	GIBSON ELEMENTARY SCHOOL	NUECES	546	RECOGNIZED	★★★★☆☆	16	16	21	LOW	5,412
	HICKS ELEMENTARY SCHOOL	NUECES	455	RECOGNIZED	★★★★☆☆	93	78	97	LOW	5,484
	HOUSTON ELEMENTARY SCHOOL	NUECES	561	RECOGNIZED	★★★★☆☆	35	52	18	HIGH	5,764
	JONES ELEMENTARY SCHOOL	NUECES	590	EXEMPLARY	★★★★☆☆	75	70	78	LOW	5,139
	KOSTORYZ ELEMENTARY SCHOOL	NUECES	770	RECOGNIZED	★★★★☆☆	57	65	43	AVERAGE	5,060
	LAMAR ELEMENTARY SCHOOL	NUECES	392	ACADEMICALLY ACCEPTABLE	★★★★☆☆	2	3	4	VERY HIGH	6,287
	LEXINGTON ELEMENTARY SCHOOL	NUECES	312	ACADEMICALLY UNACCEPTABLE	★★★★☆☆	3	2	11	VERY HIGH	6,682
	LOS ENCINOS SPECIAL EMPHASIS SCHOOL	NUECES	406	EXEMPLARY	★★★★☆☆	83	92	69	VERY HIGH	6,141
	MEADOWBROOK ELEMENTARY SCHOOL	NUECES	587	ACADEMICALLY ACCEPTABLE	★★★★☆☆	46	52	35	HIGH	5,559
	MENGER ELEMENTARY SCHOOL	NUECES	466	RECOGNIZED	★★★★☆☆	82	83	80	HIGH	5,950
	MIRELES ELEMENTARY SCHOOL	NUECES	550	EXEMPLARY	★★★★☆☆	95	91	95	AVERAGE	4,764
	MONTCLAIR ELEMENTARY SCHOOL	NUECES	443	RECOGNIZED	★★★★☆☆	43	56	28	HIGH	6,021
	MOORE ELEMENTARY SCHOOL	NUECES	532	EXEMPLARY	★★★★☆☆	99	96	99	AVERAGE	5,404
	OAK PARK SPECIAL EMPHASIS SCHOOL	NUECES	621	RECOGNIZED	★★★★☆☆	19	19	23	HIGH	5,446
	PRESCOTT ELEMENTARY SCHOOL	NUECES	384	RECOGNIZED	★★★★☆☆	9	19	7	VERY HIGH	6,660
	SANDERS ELEMENTARY SCHOOL	NUECES	421	RECOGNIZED	★★★★☆☆	46	45	44	VERY HIGH	6,089
	SCHANEN ESTATES ELEMENTARY SCHOOL	NUECES	496	RECOGNIZED	★★★★☆☆	84	94	67	LOW	4,881
	SHAW SES ELEMENTARY SCHOOL	NUECES	585	EXEMPLARY	★★★★☆☆	76	86	65	HIGH	6,003
	SMITH ELEMENTARY SCHOOL	NUECES	508	RECOGNIZED	★★★★☆☆	61	42	76	HIGH	5,541
	TRAVIS ELEMENTARY SCHOOL	NUECES	376	RECOGNIZED	★★★★☆☆	23	44	10	HIGH	6,609
	WILSON ELEMENTARY SCHOOL	NUECES	613	RECOGNIZED	★★★★☆☆	67	53	76	AVERAGE	5,039
	WINDSOR PARK ELEMENTARY SCHOOL	NUECES	615	EXEMPLARY	★★★★☆☆	70	45	87	HIGH	5,077
	WOODLAWN ELEMENTARY SCHOOL	NUECES	425	RECOGNIZED	★★★★☆☆	60	50	68	HIGH	5,947
	YEAGER ELEMENTARY SCHOOL	NUECES	433	EXEMPLARY	★★★★☆☆	84	50	97	VERY HIGH	7,347
	ZAVALA ELEMENTARY SCHOOL	NUECES	601	RECOGNIZED	★★★★☆☆	35	34	37	VERY HIGH	6,389
MIDDLE	BAKER MIDDLE SCHOOL	NUECES	887	ACADEMICALLY ACCEPTABLE	★★★★☆☆	18	30	14	HIGH	5,401
	BROWNE MIDDLE SCHOOL	NUECES	720	ACADEMICALLY ACCEPTABLE	★★★★☆☆	16	22	15	AVERAGE	5,311
	CULLEN MIDDLE SCHOOL	NUECES	495	ACADEMICALLY ACCEPTABLE	★★★★☆☆	15	7	34	HIGH	5,913
	CUNNINGHAM MIDDLE SCHOOL	NUECES	514	ACADEMICALLY ACCEPTABLE	★★★★☆☆	3	1	13	HIGH	7,079
	DRISCOLL MIDDLE SCHOOL	NUECES	634	ACADEMICALLY ACCEPTABLE	★★★★☆☆	12	27	6	HIGH	6,510
	GRANT MIDDLE SCHOOL	NUECES	1,019	ACADEMICALLY ACCEPTABLE	★★★★☆☆	38	30	49	VERY LOW	4,508
	HAAS MIDDLE SCHOOL	NUECES	484	ACADEMICALLY ACCEPTABLE	★★★★☆☆	10	5	24	HIGH	6,374
	HAMLIN MIDDLE SCHOOL	NUECES	696	ACADEMICALLY ACCEPTABLE	★★★★☆☆	35	16	60	AVERAGE	5,470
	KAFFIE MIDDLE SCHOOL	NUECES	1,131	ACADEMICALLY ACCEPTABLE	★★★★☆☆	24	26	26	LOW	4,713
	MARTIN MIDDLE SCHOOL	NUECES	544	ACADEMICALLY ACCEPTABLE	★★★★☆☆	6	8	8	HIGH	6,770
	SOUTH PARK MIDDLE SCHOOL	NUECES	588	ACADEMICALLY UNACCEPTABLE	★★★★☆☆	17	15	25	HIGH	6,105
	WYNN SEALE ACADEMY OF FINE ARTS	NUECES	616	ACADEMICALLY ACCEPTABLE	★★★★☆☆	6	9	7	HIGH	6,555
SECONDARY	CARROLL HIGH SCHOOL	NUECES	2,367	ACADEMICALLY ACCEPTABLE	★★★★☆☆	33	24	45	LOW	4,829
	COLES HIGH SCHOOL AND EDUCATION CENTER	NUECES	181	AEA: ACADEMICALLY ACCEPTABLE	**	**	**	**	VERY HIGH	11,645

\*\* Insufficient data

Composite Progress Percentile: ● 80-99 ● 60-79 ○ 40-59 ● 20-39 ● LESS THAN 20

SCHOOL TYPE/ DISTRICT NAME	CAMPUS NAME	COUNTY	ENROLL- MENT	2008-2009 ACCOUNTABILITY RATING	FAST RATING	COMPOSITE PROGRESS PERCENTILE	MATH PROGRESS PERCENTILE	READING PROGRESS PERCENTILE	SPENDING INDEX	ADJUSTED SPENDING PER PUPIL
<b>CORPUS CHRISTI ISD (CONCLUDED)</b>										
	COLLEGIATE HIGH SCHOOL	NUECES	297	EXEMPLARY	★★★★★☆☆	● 86	71	92	AVERAGE	\$5,979
	KING HIGH SCHOOL	NUECES	2,451	ACADEMICALLY ACCEPTABLE	★★★★★☆☆	◐ 22	16	33	LOW	4,758
	MARY GRETT SCHOOL	NUECES	104	ACADEMICALLY ACCEPTABLE	**	**	**	**	**	**
	MILLER HIGH SCHOOL CENTER FOR COMMUNICATION & TECHNOLOGY	NUECES	958	ACADEMICALLY ACCEPTABLE	★★★★★☆☆	● 8	5	20	HIGH	8,408
	MOODY HIGH SCHOOL	NUECES	1,841	ACADEMICALLY ACCEPTABLE	★★★★★☆☆	◐ 29	18	44	HIGH	6,243
	RAY HIGH SCHOOL	NUECES	1,817	ACADEMICALLY ACCEPTABLE	★★★★★☆☆	● 11	8	20	AVERAGE	5,961
ELEMENTARY AND SECONDARY	NUECES COUNTY JJAEP	NUECES	24	NOT RATED: OTHER	**	**	**	**	**	**
	STUDENT LEARNING AND GUIDANCE CENTER	NUECES	119	NOT RATED: OTHER	**	**	**	**	**	**
<b>CORPUS CHRISTI MONTESSORI SCHOOL (C)</b>										
ELEMENTARY	CORPUS CHRISTI MONTESSORI SCHOOL (C)	NUECES	153	RECOGNIZED	★★★★★☆☆	◐ 65	55	71	LOW	4,966
<b>CORRIGAN-CAMDEN ISD</b>										
ELEMENTARY	CORRIGAN-CAMDEN ELEMENTARY SCHOOL	POLK	224	ACADEMICALLY ACCEPTABLE	★★★★★☆☆	◐ 28	42	17	AVERAGE	7,492
	CORRIGAN-CAMDEN PRIMARY SCHOOL	POLK	376	EXEMPLARY	**	**	**	**	VERY LOW	5,824
MIDDLE	CORRIGAN-CAMDEN JUNIOR HIGH SCHOOL	POLK	154	ACADEMICALLY ACCEPTABLE	★★★★★☆☆	◐ 21	34	14	HIGH	9,673
SECONDARY	CORRIGAN-CAMDEN HIGH SCHOOL	POLK	280	RECOGNIZED	★★★★★☆☆	◐ 68	59	74	HIGH	9,805
<b>CORSICANA ISD</b>										
ELEMENTARY	BOWIE ELEMENTARY SCHOOL	NAVARRO	706	EXEMPLARY	★★★★★☆☆	● 89	95	77	VERY LOW	5,245
	CARROLL ELEMENTARY SCHOOL	NAVARRO	714	RECOGNIZED	★★★★★☆☆	◐ 77	93	53	LOW	6,199
	FANNIN ELEMENTARY SCHOOL	NAVARRO	610	RECOGNIZED	★★★★★☆☆	◐ 76	86	63	VERY LOW	5,261
	JOSE ANTONIO NAVARRO ELEMENTARY SCHOOL	NAVARRO	706	RECOGNIZED	★★★★★☆☆	● 93	99	71	LOW	5,877
	SAM HOUSTON ELEMENTARY SCHOOL	NAVARRO	216	EXEMPLARY	**	**	**	**	AVERAGE	5,868
MIDDLE	COLLINS MIDDLE SCHOOL	NAVARRO	831	ACADEMICALLY ACCEPTABLE	★★★★★☆☆	● 3	6	3	LOW	6,264
	DRANE INTERMEDIATE SCHOOL	NAVARRO	391	RECOGNIZED	★★★★★☆☆	◐ 73	76	69	VERY LOW	6,653
SECONDARY	CORSICANA HIGH SCHOOL	NAVARRO	1,475	ACADEMICALLY ACCEPTABLE	★★★★★☆☆	◐ 31	21	44	LOW	6,807
<b>COTTON CENTER ISD</b>										
ELEMENTARY AND SECONDARY	COTTON CENTER SCHOOL	HALE	124	ACADEMICALLY ACCEPTABLE	★★★★★☆☆	○ 56	30	79	HIGH	9,643
<b>COTULLA ISD</b>										
ELEMENTARY	ENCINAL ELEMENTARY SCHOOL	LA SALLE	85	RECOGNIZED	**	**	**	**	HIGH	7,415
	RAMIREZ-BURKS ELEMENTARY SCHOOL	LA SALLE	557	ACADEMICALLY ACCEPTABLE	★★★★★☆☆	● 4	35	1	AVERAGE	6,666
MIDDLE	FRANK NEWMAN MIDDLE SCHOOL	LA SALLE	224	ACADEMICALLY UNACCEPTABLE	★★★★★☆☆	● 3	1	18	HIGH	9,881
SECONDARY	COTULLA HIGH SCHOOL	LA SALLE	330	ACADEMICALLY ACCEPTABLE	★★★★★☆☆	● 8	21	4	VERY HIGH	10,821
<b>COUPLAND ISD</b>										
ELEMENTARY	COUPLAND ELEMENTARY SCHOOL	WILLIAMSON	143	RECOGNIZED	★★★★★☆☆	◐ 32	28	38	HIGH	6,233
<b>COVINGTON ISD</b>										
ELEMENTARY AND SECONDARY	COVINGTON SCHOOL	HILL	295	ACADEMICALLY ACCEPTABLE	★★★★★☆☆	● 8	4	24	LOW	7,915
<b>CRANDALL ISD</b>										
ELEMENTARY	LF RAYNES EDUCATION CENTER	KAUFMAN	179	RECOGNIZED	**	**	**	**	**	**
	NOLA KATHRYN WILSON ELEMENTARY SCHOOL	KAUFMAN	608	RECOGNIZED	★★★★★☆☆	◐ 72	75	69	VERY LOW	3,909
	WA MARTIN ELEMENTARY SCHOOL	KAUFMAN	459	RECOGNIZED	**	**	**	**	VERY LOW	3,847
MIDDLE	CRANDALL MIDDLE SCHOOL	KAUFMAN	615	RECOGNIZED	★★★★★☆☆	◐ 27	47	13	VERY LOW	3,719
SECONDARY	CRANDALL ALTERNATIVE CENTER	KAUFMAN	12	AEA: ACADEMICALLY ACCEPTABLE	**	**	**	**	**	**
	CRANDALL HIGH SCHOOL	KAUFMAN	716	RECOGNIZED	★★★★★☆☆	○ 46	32	60	VERY LOW	4,778
<b>CRANE ISD</b>										
ELEMENTARY	CRANE ELEMENTARY SCHOOL	CRANE	511	RECOGNIZED	★★★★★☆☆	◐ 32	38	25	VERY HIGH	8,744
MIDDLE	CRANE MIDDLE SCHOOL	CRANE	202	ACADEMICALLY ACCEPTABLE	★★★★★☆☆	● 6	14	5	VERY HIGH	12,668
SECONDARY	CRANE HIGH SCHOOL	CRANE	308	ACADEMICALLY ACCEPTABLE	★★★★★☆☆	● 12	14	14	VERY HIGH	13,123
<b>CRANFILLS GAP ISD</b>										
ELEMENTARY AND SECONDARY	CRANFILLS GAP SCHOOL	BOSQUE	88	RECOGNIZED	★★★★★☆☆	◐ 69	70	65	VERY HIGH	12,897
<b>CRAWFORD ISD</b>										
ELEMENTARY	CRAWFORD ELEMENTARY SCHOOL	MCLENNAN	220	EXEMPLARY	★★★★★☆☆	● 81	81	79	VERY LOW	5,076

\*\* Insufficient data

Composite Progress Percentile: ● 80-99 ◐ 60-79 ○ 40-59 ◐ 20-39 ● LESS THAN 20



SCHOOL TYPE/ DISTRICT NAME	CAMPUS NAME	COUNTY	ENROLL- MENT	2008-2009 ACCOUNTABILITY RATING	FAST RATING	COMPOSITE PROGRESS PERCENTILE	MATH PROGRESS PERCENTILE	READING PROGRESS PERCENTILE	SPENDING INDEX	ADJUSTED SPENDING PER PUPIL
<b>CRAWFORD ISD (CONCLUDED)</b>										
MIDDLE	CRAWFORD MIDDLE SCHOOL	MCLENNAN	169	EXEMPLARY	★★★★☆	26	32	22	LOW	\$4,916
SECONDARY	CRAWFORD HIGH SCHOOL	MCLENNAN	195	EXEMPLARY	★★★★☆	50	25	75	HIGH	6,109
<b>CROCKETT COUNTY CONSOLIDATED CSD</b>										
ELEMENTARY	OZONA ELEMENTARY SCHOOL	CROCKETT	388	ACADEMICALLY ACCEPTABLE	**	**	**	**	**	**
MIDDLE	OZONA MIDDLE SCHOOL	CROCKETT	162	ACADEMICALLY ACCEPTABLE	★★★★☆	13	6	33	HIGH	10,686
SECONDARY	OZONA HIGH SCHOOL	CROCKETT	205	ACADEMICALLY ACCEPTABLE	★★★★☆	17	6	42	VERY HIGH	12,270
<b>CROCKETT ISD</b>										
ELEMENTARY	CROCKETT ELEMENTARY SCHOOL	HOUSTON	529	RECOGNIZED	★★★★☆	18	28	15	AVERAGE	6,554
	EARLY CHILDHOOD CENTER	HOUSTON	233	NOT RATED: OTHER	**	**	**	**	LOW	5,632
MIDDLE	CROCKETT JUNIOR HIGH SCHOOL	HOUSTON	316	ACADEMICALLY UNACCEPTABLE	★★★★☆	1	1	5	HIGH	8,424
SECONDARY	CROCKETT HIGH SCHOOL	HOUSTON	424	ACADEMICALLY ACCEPTABLE	★★★★☆	29	57	9	AVERAGE	8,868
<b>CROSBY ISD</b>										
ELEMENTARY	BARRETT PRIMARY SCHOOL	HARRIS	723	RECOGNIZED	**	**	**	**	VERY LOW	4,290
	CROSBY KINDERGARTEN CENTER	HARRIS	491	NOT RATED: OTHER	**	**	**	**	VERY LOW	4,390
	NEWPORT ELEMENTARY SCHOOL	HARRIS	739	RECOGNIZED	★★★★☆	67	83	47	VERY LOW	4,389
MIDDLE	CROSBY MIDDLE SCHOOL	HARRIS	739	ACADEMICALLY ACCEPTABLE	★★★★☆	3	3	9	VERY LOW	4,425
	DREW INTERMEDIATE SCHOOL	HARRIS	782	ACADEMICALLY ACCEPTABLE	★★★★☆	54	49	57	VERY LOW	4,021
SECONDARY	CROSBY HIGH SCHOOL	HARRIS	1,499	ACADEMICALLY ACCEPTABLE	★★★★☆	24	22	30	VERY LOW	4,443
<b>CROSBYTON CISD</b>										
ELEMENTARY	CROSBYTON ELEMENTARY SCHOOL	CROSBY	219	RECOGNIZED	★★★★☆	24	79	2	VERY HIGH	6,297
MIDDLE	CROSBYTON MIDDLE SCHOOL	CROSBY	76	ACADEMICALLY ACCEPTABLE	★★★★☆	24	47	8	VERY HIGH	7,718
SECONDARY	CROSBYTON HIGH SCHOOL	CROSBY	109	ACADEMICALLY ACCEPTABLE	★★★★☆	12	13	16	VERY HIGH	9,945
ELEMENTARY AND SECONDARY	SPECIAL EDUCATION COOP	CROSBY	5	NOT RATED: OTHER	**	**	**	**	**	**
<b>CROSS PLAINS ISD</b>										
ELEMENTARY	CROSS PLAINS ELEMENTARY SCHOOL	CALLAHAN	231	RECOGNIZED	★★★★☆	57	61	50	HIGH	7,054
SECONDARY	CROSS PLAINS HIGH SCHOOL	CALLAHAN	149	RECOGNIZED	★★★★☆	31	11	61	HIGH	9,066
<b>CROSS ROADS ISD</b>										
ELEMENTARY	CROSS ROADS ELEMENTARY SCHOOL	HENDERSON	288	EXEMPLARY	★★★★☆	9	12	12	VERY LOW	6,111
MIDDLE	CROSS ROADS JUNIOR HIGH SCHOOL	HENDERSON	124	RECOGNIZED	★★★★☆	38	55	20	VERY LOW	6,168
SECONDARY	CROSS ROADS HIGH SCHOOL	HENDERSON	190	RECOGNIZED	★★★★☆	21	17	29	VERY LOW	7,507
<b>CROSSTIMBERS ACADEMY (C)</b>										
SECONDARY	CROSSTIMBERS ACADEMY (C)	PARKER	136	AEA: ACADEMICALLY ACCEPTABLE	**	**	**	**	LOW	5,100
<b>CROWELL ISD</b>										
ELEMENTARY	CROWELL ELEMENTARY SCHOOL	FOARD	112	RECOGNIZED	★★★★☆	36	34	39	AVERAGE	8,369
SECONDARY	CROWELL HIGH SCHOOL	FOARD	127	ACADEMICALLY ACCEPTABLE	★★★★☆	42	28	59	VERY LOW	9,021
<b>CROWLEY ISD</b>										
ELEMENTARY	BESS RACE ELEMENTARY SCHOOL	TARRANT	895	RECOGNIZED	★★★★☆	43	41	43	LOW	4,354
	DALLAS PARK ELEMENTARY SCHOOL	TARRANT	821	RECOGNIZED	★★★★☆	62	68	52	LOW	4,428
	DEER CREEK ELEMENTARY SCHOOL	TARRANT	677	RECOGNIZED	★★★★☆	55	43	65	HIGH	5,587
	JA HARGRAVE ELEMENTARY SCHOOL	TARRANT	652	RECOGNIZED	★★★★☆	40	42	37	VERY LOW	4,566
	JACKIE CARDEN ELEMENTARY SCHOOL	TARRANT	554	RECOGNIZED	★★★★☆	44	27	63	VERY LOW	4,889
	MEADOWCREEK ELEMENTARY SCHOOL	TARRANT	624	RECOGNIZED	★★★★☆	42	36	48	LOW	4,631
	OAKMONT ELEMENTARY SCHOOL	TARRANT	600	RECOGNIZED	★★★★☆	76	76	75	HIGH	5,823
	PARKWAY ELEMENTARY SCHOOL	TARRANT	697	ACADEMICALLY ACCEPTABLE	★★★★☆	27	25	32	VERY LOW	4,934
	SIDNEY POYNTER ELEMENTARY	TARRANT	731	ACADEMICALLY ACCEPTABLE	★★★★☆	46	27	65	LOW	4,601
	SYCAMORE ELEMENTARY SCHOOL	TARRANT	751	RECOGNIZED	★★★★☆	55	43	64	AVERAGE	4,986
MIDDLE	CROWLEY MIDDLE SCHOOL	TARRANT	632	ACADEMICALLY ACCEPTABLE	★★★★☆	8	6	17	HIGH	5,002
	HF STEVENS MIDDLE SCHOOL	TARRANT	859	ACADEMICALLY ACCEPTABLE	★★★★☆	4	3	10	AVERAGE	5,413
	SH CROWLEY INTERMEDIATE SCHOOL	TARRANT	667	RECOGNIZED	**	**	**	**	**	**
	SUE CROUCH INTERMEDIATE SCHOOL	TARRANT	793	ACADEMICALLY ACCEPTABLE	★★★★☆	64	59	67	VERY LOW	4,309
	SUMMER CREEK MIDDLE SCHOOL	TARRANT	792	ACADEMICALLY ACCEPTABLE	**	**	**	**	**	**
SECONDARY	CROWLEY HIGH SCHOOL	TARRANT	1,375	ACADEMICALLY ACCEPTABLE	★★★★☆	4	3	11	HIGH	5,646

\*\* Insufficient data

Composite Progress Percentile: ● 80-99 ● 60-79 ○ 40-59 ◐ 20-39 ● LESS THAN 20

SCHOOL TYPE/ DISTRICT NAME	CAMPUS NAME	COUNTY	ENROLL- MENT	2008-2009 ACCOUNTABILITY RATING	FAST RATING	COMPOSITE PROGRESS PERCENTILE	MATH PROGRESS PERCENTILE	READING PROGRESS PERCENTILE	SPENDING INDEX	ADJUSTED SPENDING PER PUPIL
<b>CROWLEY ISD (CONCLUDED)</b>										
	CROWLEY HIGH SCHOOL 9TH GRADE CAMPUS	TARRANT	441	RECOGNIZED	★★★★★☆☆	● 90	89	88	AVERAGE	\$6,504
	NORTH CROWLEY HIGH SCHOOL	TARRANT	1,774	ACADEMICALLY ACCEPTABLE	★★★★★☆☆	● 19	11	36	LOW	5,001
	NORTH CROWLEY HIGH SCHOOL 9TH GRADE CAMPUS	TARRANT	651	RECOGNIZED	★★★★★☆☆	● 79	65	87	LOW	4,917
<b>CRYSTAL CITY ISD</b>										
ELEMENTARY	DR TOMAS RIVERA ELEMENTARY SCHOOL	ZAVALA	357	ACADEMICALLY ACCEPTABLE	**	**	**	**	VERY HIGH	8,806
	LORENZO DE ZAVALA ELEMENTARY SCHOOL	ZAVALA	412	ACADEMICALLY ACCEPTABLE	★★★★★☆☆	● 33	50	16	HIGH	8,252
MIDDLE	BENITO JUAREZ MIDDLE SCHOOL	ZAVALA	264	ACADEMICALLY ACCEPTABLE	★★★★★☆☆	○ 54	75	25	AVERAGE	8,778
	STERLING H FLY JR HIGH SCHOOL	ZAVALA	266	ACADEMICALLY UNACCEPTABLE	★★★★★☆☆	● 1	1	1	AVERAGE	9,606
SECONDARY	CRYSTAL CITY HIGH SCHOOL	ZAVALA	598	ACADEMICALLY ACCEPTABLE	★★★★★☆☆	● 18	27	16	HIGH	8,599
<b>CUERO ISD</b>										
ELEMENTARY	CUERO INTERMEDIATE SCHOOL	DEWITT	369	RECOGNIZED	★★★★★☆☆	● 37	61	14	LOW	6,552
	FRENCH ELEMENTARY SCHOOL	DEWITT	248	NOT RATED: OTHER	**	**	**	**	HIGH	6,980
	HUNT ELEMENTARY SCHOOL	DEWITT	419	RECOGNIZED	**	**	**	**	AVERAGE	6,687
MIDDLE	CUERO JUNIOR HIGH SCHOOL	DEWITT	274	RECOGNIZED	★★★★★☆☆	● 20	28	17	VERY HIGH	8,890
SECONDARY	CUERO HIGH SCHOOL	DEWITT	608	ACADEMICALLY ACCEPTABLE	★★★★★☆☆	● 27	28	29	LOW	7,127
ELEMENTARY AND SECONDARY	GOALS PROGRAM	DEWITT	4	NOT RATED: OTHER	**	**	**	**	**	**
<b>CULBERSON COUNTY-ALLAMOORE ISD</b>										
ELEMENTARY	EAGLE ELEMENTARY SCHOOL	CULBERSON	229	ACADEMICALLY ACCEPTABLE	★★★★★☆☆	● 27	65	5	HIGH	8,972
MIDDLE	VAN HORN JUNIOR HIGH SCHOOL	CULBERSON	108	ACADEMICALLY ACCEPTABLE	★★★★★☆☆	● 13	8	26	HIGH	10,322
SECONDARY	VAN HORN HIGH SCHOOL	CULBERSON	159	ACADEMICALLY ACCEPTABLE	★★★★★☆☆	● 12	8	24	HIGH	11,492
<b>CUMBERLAND ACADEMY (C)</b>										
ELEMENTARY	CUMBERLAND ACADEMY (C)	SMITH	222	RECOGNIZED	★★★★★☆☆	○ 59	50	64	VERY LOW	4,756
<b>CUMBY ISD</b>										
ELEMENTARY	CUMBY ELEMENTARY SCHOOL	HOPKINS	236	EXEMPLARY	★★★★★☆☆	● 28	33	24	HIGH	7,632
SECONDARY	CUMBY HIGH SCHOOL	HOPKINS	189	ACADEMICALLY ACCEPTABLE	★★★★★☆☆	● 20	10	40	HIGH	9,082
<b>CUSHING ISD</b>										
ELEMENTARY	CUSHING ELEMENTARY SCHOOL	NACOGDOCHES	215	ACADEMICALLY ACCEPTABLE	★★★★★☆☆	● 39	15	68	LOW	6,528
ELEMENTARY AND SECONDARY	CUSHING SCHOOL	NACOGDOCHES	264	RECOGNIZED	★★★★★☆☆	● 26	35	21	LOW	8,296
<b>CYPRESS-FAIRBANKS ISD</b>										
ELEMENTARY	ADAM ELEMENTARY SCHOOL	HARRIS	871	EXEMPLARY	★★★★★☆☆	● 83	87	77	VERY LOW	4,264
	ANDRE ELEMENTARY SCHOOL	HARRIS	1,135	RECOGNIZED	★★★★★☆☆	● 66	77	50	VERY LOW	3,921
	AULT ELEMENTARY SCHOOL	HARRIS	1,226	EXEMPLARY	★★★★★☆☆	● 91	90	89	LOW	3,825
	BANE ELEMENTARY SCHOOL	HARRIS	919	EXEMPLARY	★★★★★☆☆	● 89	97	70	AVERAGE	5,459
	BANG ELEMENTARY SCHOOL	HARRIS	957	RECOGNIZED	★★★★★☆☆	● 82	87	75	VERY LOW	4,077
	BIRKES ELEMENTARY SCHOOL	HARRIS	1,292	RECOGNIZED	★★★★★☆☆	● 93	87	94	LOW	4,829
	BLACK ELEMENTARY SCHOOL	HARRIS	999	RECOGNIZED	★★★★★☆☆	● 85	87	80	LOW	4,306
	COPELAND ELEMENTARY SCHOOL	HARRIS	1,314	EXEMPLARY	★★★★★☆☆	● 93	86	95	VERY LOW	3,697
	DANISH ELEMENTARY SCHOOL	HARRIS	1,126	EXEMPLARY	★★★★★☆☆	● 95	95	91	LOW	4,321
	DURYEA ELEMENTARY SCHOOL	HARRIS	1,118	RECOGNIZED	★★★★★☆☆	● 75	70	77	LOW	4,344
	EMMOTT ELEMENTARY SCHOOL	HARRIS	811	RECOGNIZED	★★★★★☆☆	● 76	76	75	LOW	4,400
	FARNEY ELEMENTARY SCHOOL	HARRIS	1,083	RECOGNIZED	★★★★★☆☆	● 75	81	68	VERY LOW	4,133
	FIEST ELEMENTARY SCHOOL	HARRIS	1,031	EXEMPLARY	★★★★★☆☆	● 75	80	69	VERY LOW	4,117
	FRANCONE ELEMENTARY SCHOOL	HARRIS	873	RECOGNIZED	★★★★★☆☆	● 83	82	81	LOW	4,967
	FRAZIER ELEMENTARY SCHOOL	HARRIS	1,070	RECOGNIZED	★★★★★☆☆	● 69	89	42	LOW	4,799
	GLEASON ELEMENTARY SCHOOL	HARRIS	927	EXEMPLARY	★★★★★☆☆	● 92	87	92	VERY LOW	4,155
	HAIRGROVE ELEMENTARY SCHOOL	HARRIS	935	RECOGNIZED	★★★★★☆☆	● 96	97	89	VERY LOW	4,657
	HAMILTON ELEMENTARY SCHOOL	HARRIS	974	EXEMPLARY	★★★★★☆☆	● 87	87	85	VERY LOW	3,995
	HANCOCK ELEMENTARY SCHOOL	HARRIS	983	RECOGNIZED	★★★★★☆☆	● 86	86	83	AVERAGE	5,366
	HEMMENWAY ELEMENTARY SCHOOL	HARRIS	973	RECOGNIZED	**	**	**	**	**	**
	HOLBROOK ELEMENTARY SCHOOL	HARRIS	888	RECOGNIZED	★★★★★☆☆	● 80	94	59	AVERAGE	4,991
	HOLMSLEY ELEMENTARY SCHOOL	HARRIS	971	EXEMPLARY	★★★★★☆☆	● 80	85	75	LOW	4,483
	HORNE ELEMENTARY SCHOOL	HARRIS	1,033	RECOGNIZED	★★★★★☆☆	● 76	79	73	VERY LOW	3,851

\*\* Insufficient data

Composite Progress Percentile: ● 80-99 ● 60-79 ○ 40-59 ● 20-39 ● LESS THAN 20

SCHOOL TYPE/ DISTRICT NAME	CAMPUS NAME	COUNTY	ENROLL- MENT	2008-2009 ACCOUNTABILITY RATING	FAST RATING	COMPOSITE PROGRESS PERCENTILE	MATH PROGRESS PERCENTILE	READING PROGRESS PERCENTILE	SPENDING INDEX	ADJUSTED SPENDING PER PUPIL
CYPRESS-FAIRBANKS ISD (CONCLUDED)										
	JOWELL ELEMENTARY SCHOOL	HARRIS	1,150	RECOGNIZED	★★★★★	● 97	98	89	LOW	\$4,356
	KEITH ELEMENTARY SCHOOL	HARRIS	1,103	EXEMPLARY	★★★★★	● 97	96	94	LOW	3,757
	KIRK ELEMENTARY SCHOOL	HARRIS	826	RECOGNIZED	★★★★★	● 88	86	87	VERY LOW	4,596
	LAMKIN ELEMENTARY SCHOOL	HARRIS	926	EXEMPLARY	★★★★★	● 86	87	83	VERY LOW	4,188
	LEE ELEMENTARY SCHOOL	HARRIS	1,123	RECOGNIZED	★★★★★	● 86	94	72	VERY LOW	4,096
	LIEDER ELEMENTARY SCHOOL	HARRIS	861	RECOGNIZED	★★★★★	● 89	89	86	LOW	4,900
	LOWERY ELEMENTARY SCHOOL	HARRIS	848	EXEMPLARY	★★★★★	● 76	86	64	VERY LOW	4,106
	MATZKE ELEMENTARY SCHOOL	HARRIS	909	RECOGNIZED	★★★★★	● 87	89	83	VERY LOW	4,548
	MC FEE ELEMENTARY SCHOOL	HARRIS	1,094	RECOGNIZED	**	**	**	**	**	**
	METCALF ELEMENTARY SCHOOL	HARRIS	1,101	RECOGNIZED	★★★★★	● 62	76	43	LOW	4,445
	MILLSAP ELEMENTARY SCHOOL	HARRIS	851	EXEMPLARY	★★★★★	● 92	91	90	LOW	4,461
	MOORE ELEMENTARY SCHOOL	HARRIS	966	EXEMPLARY	★★★★★	● 81	91	68	VERY LOW	3,856
	OWENS ELEMENTARY SCHOOL	HARRIS	1,004	RECOGNIZED	★★★★★	● 90	94	82	VERY LOW	4,313
	POST ELEMENTARY SCHOOL	HARRIS	867	RECOGNIZED	★★★★★	● 92	94	85	VERY LOW	4,442
	POSTMA ELEMENTARY SCHOOL	HARRIS	1,149	RECOGNIZED	★★★★★	● 73	86	57	VERY LOW	3,839
	REED ELEMENTARY SCHOOL	HARRIS	926	RECOGNIZED	★★★★★	● 82	93	66	LOW	4,866
	ROBINSON ELEMENTARY SCHOOL	HARRIS	946	RECOGNIZED	**	**	**	**	**	**
	ROBISON ELEMENTARY SCHOOL	HARRIS	1,049	EXEMPLARY	★★★★★	● 87	90	80	VERY LOW	3,676
	SAMPSON ELEMENTARY SCHOOL	HARRIS	1,327	EXEMPLARY	★★★★★	● 91	86	92	VERY LOW	3,639
	SHERIDAN ELEMENTARY SCHOOL	HARRIS	1,187	EXEMPLARY	★★★★★	● 95	97	88	VERY LOW	4,096
	TIPPS ELEMENTARY SCHOOL	HARRIS	1,194	RECOGNIZED	★★★★★	● 92	94	85	LOW	4,462
	WALKER ELEMENTARY SCHOOL	HARRIS	1,029	RECOGNIZED	★★★★★	● 69	86	45	VERY LOW	4,262
	WARNER ELEMENTARY SCHOOL	HARRIS	1,000	EXEMPLARY	**	**	**	**	**	**
	WILLBERN ELEMENTARY SCHOOL	HARRIS	1,023	EXEMPLARY	★★★★★	● 94	96	89	VERY LOW	4,427
	WILSON ELEMENTARY SCHOOL	HARRIS	1,042	RECOGNIZED	★★★★★	● 85	85	83	LOW	4,384
	YEAGER ELEMENTARY SCHOOL	HARRIS	1,013	EXEMPLARY	★★★★★	● 87	78	90	VERY LOW	4,138
MIDDLE	ARAGON MIDDLE SCHOOL	HARRIS	1,652	RECOGNIZED	★★★★★	○ 44	31	59	VERY LOW	3,844
	ARNOLD MIDDLE SCHOOL	HARRIS	1,446	ACADEMICALLY ACCEPTABLE	★★★★★	● 22	14	35	LOW	4,184
	BLEYL MIDDLE SCHOOL	HARRIS	1,513	ACADEMICALLY ACCEPTABLE	★★★★★	● 23	18	33	VERY LOW	4,110
	CAMPBELL MIDDLE SCHOOL	HARRIS	1,432	ACADEMICALLY ACCEPTABLE	★★★★★	● 11	5	28	AVERAGE	4,707
	COOK MIDDLE SCHOOL	HARRIS	1,495	RECOGNIZED	★★★★★	○ 42	44	40	VERY LOW	4,055
	DEAN MIDDLE SCHOOL	HARRIS	1,372	ACADEMICALLY ACCEPTABLE	★★★★★	● 22	26	22	VERY LOW	4,587
	GOODSON MIDDLE SCHOOL	HARRIS	1,552	EXEMPLARY	★★★★★	○ 44	40	47	LOW	4,079
	HAMILTON MIDDLE SCHOOL	HARRIS	1,591	EXEMPLARY	★★★★★	○ 49	43	54	VERY LOW	3,970
	HOPPER MIDDLE SCHOOL	HARRIS	1,476	ACADEMICALLY ACCEPTABLE	**	**	**	**	**	**
	KAHLA MIDDLE SCHOOL	HARRIS	1,549	ACADEMICALLY ACCEPTABLE	★★★★★	● 28	21	39	VERY LOW	4,308
	LABAY MIDDLE SCHOOL	HARRIS	1,506	ACADEMICALLY ACCEPTABLE	★★★★★	● 38	35	43	VERY LOW	3,879
	SPILLANE MIDDLE SCHOOL	HARRIS	1,756	RECOGNIZED	★★★★★	● 35	28	44	VERY LOW	3,561
	THORNTON MIDDLE SCHOOL	HARRIS	1,417	ACADEMICALLY ACCEPTABLE	★★★★★	● 34	10	68	VERY LOW	4,451
	TRUITT MIDDLE SCHOOL	HARRIS	1,430	ACADEMICALLY ACCEPTABLE	★★★★★	● 28	27	31	LOW	4,483
	WATKINS MIDDLE SCHOOL	HARRIS	1,322	ACADEMICALLY ACCEPTABLE	★★★★★	● 20	13	34	VERY LOW	4,351
SECONDARY	CYFAIR HIGH SCHOOL	HARRIS	3,071	RECOGNIZED	★★★★★	○ 53	49	55	VERY LOW	4,435
	CYPRESS CREEK HIGH SCHOOL	HARRIS	3,183	RECOGNIZED	★★★★★	○ 53	45	60	LOW	4,358
	CYPRESS FALLS HIGH SCHOOL	HARRIS	3,287	RECOGNIZED	★★★★★	○ 40	42	37	VERY LOW	4,097
	CYPRESS LAKES HIGH SCHOOL	HARRIS	1,535	RECOGNIZED	**	**	**	**	**	**
	CYPRESS RANCH HIGH SCHOOL	HARRIS	836	RECOGNIZED	**	**	**	**	**	**
	CYPRESS RIDGE HIGH SCHOOL	HARRIS	3,033	RECOGNIZED	★★★★★	○ 49	36	62	LOW	4,624
	CYPRESS SPRINGS HIGH SCHOOL	HARRIS	3,074	ACADEMICALLY ACCEPTABLE	★★★★★	○ 45	23	67	VERY LOW	4,109
	CYPRESS WOODS HIGH SCHOOL	HARRIS	3,479	RECOGNIZED	★★★★★	● 71	62	76	VERY LOW	3,776
	CYPRESS-FAIRBANKS JAEP	HARRIS	15	NOT RATED: OTHER	**	**	**	**	**	**
	JERSEY VILLAGE HIGH SCHOOL	HARRIS	2,984	RECOGNIZED	★★★★★	○ 49	37	60	LOW	4,391
	LANGHAM CREEK HIGH SCHOOL	HARRIS	3,208	RECOGNIZED	★★★★★	○ 48	35	60	VERY LOW	4,123
	WINDFERN HIGH SCHOOL	HARRIS	268	AEA: ACADEMICALLY ACCEPTABLE	**	**	**	**	AVERAGE	8,051

\*\* Insufficient data

Composite Progress Percentile: ● 80-99 ● 60-79 ○ 40-59 ● 20-39 ● LESS THAN 20

SCHOOL TYPE/ DISTRICT NAME	CAMPUS NAME	COUNTY	ENROLL- MENT	2008-2009 ACCOUNTABILITY RATING	FAST RATING	COMPOSITE PROGRESS PERCENTILE	MATH PROGRESS PERCENTILE	READING PROGRESS PERCENTILE	SPENDING INDEX	ADJUSTED SPENDING PER PUPIL
<b>DAINGERFIELD-LONE STAR ISD</b>										
ELEMENTARY	LONE STAR ELEMENTARY SCHOOL	MORRIS	139	EXEMPLARY	★★★★☆	60	64	52	AVERAGE	\$8,654
	SOUTH ELEMENTARY SCHOOL	MORRIS	216	RECOGNIZED	★★★★☆	76	83	68	AVERAGE	7,692
	WEST ELEMENTARY SCHOOL	MORRIS	285	RECOGNIZED	**	**	**	**	HIGH	6,141
MIDDLE	DAINGERFIELD JUNIOR HIGH SCHOOL	MORRIS	287	ACADEMICALLY UNACCEPTABLE	★★★★☆	42	43	38	AVERAGE	7,426
SECONDARY	DAINGERFIELD HIGH SCHOOL	MORRIS	388	ACADEMICALLY ACCEPTABLE	★★★★☆	7	7	13	HIGH	8,354
<b>DALHART ISD</b>										
ELEMENTARY	DALHART ELEMENTARY SCHOOL	DALLAM	549	EXEMPLARY	**	**	**	**	AVERAGE	6,744
	DALHART INTERMEDIATE SCHOOL	DALLAM	223	RECOGNIZED	★★★★☆	9	44	1	HIGH	8,115
MIDDLE	DALHART JUNIOR HIGH SCHOOL	DALLAM	368	ACADEMICALLY UNACCEPTABLE	★★★★☆	7	6	14	VERY LOW	6,435
SECONDARY	DALHART HIGH SCHOOL	DALLAM	433	ACADEMICALLY ACCEPTABLE	★★★★☆	27	13	48	AVERAGE	8,988
	XIT SECONDARY SCHOOL	DALLAM	27	AEA: ACADEMICALLY ACCEPTABLE	**	**	**	**	**	**
<b>DALLAS CAN ACADEMY CHARTER (C)</b>										
SECONDARY	DALLAS CAN ACADEMY CHARTER (C)	DALLAS	497	AEA: ACADEMICALLY UNACCEPTABLE	**	**	**	**	AVERAGE	5,574
	DALLAS CAN ACADEMY CHARTER OAK CLIFF (C)	DALLAS	492	AEA: ACADEMICALLY UNACCEPTABLE	**	**	**	**	LOW	5,522
	TEXANS CAN ACADEMY – DALLAS SOUTH CAMPUS (C)	DALLAS	468	AEA: ACADEMICALLY UNACCEPTABLE	**	**	**	**	VERY LOW	4,119
	TEXANS CAN CARROLLTON-FARMERS BRANCH (C)	DALLAS	279	AEA: ACADEMICALLY UNACCEPTABLE	**	**	**	**	LOW	5,249
<b>DALLAS COMMUNITY CHARTER SCHOOL (C)</b>										
ELEMENTARY	LINDSLEY PARK COMMUNITY SCHOOL (C)	DALLAS	198	EXEMPLARY		**	**	**	VERY LOW	4,695
<b>DALLAS COUNTY JUVENILE JUSTICE (C)</b>										
SECONDARY	DALLAS COUNTY JUVENILE JUSTICE – DRC CAMPUS (C)	DALLAS	26	AEA: ACADEMICALLY ACCEPTABLE	**	**	**	**	**	**
	DALLAS COUNTY JUVENILE JUSTICE – MEDLOCK YOUTH VILLAGE (C)	DALLAS	182	AEA: ACADEMICALLY ACCEPTABLE	**	**	**	**	**	**
	DALLAS COUNTY JUVENILE JUSTICE – SAU CAMPUS (C)	DALLAS	60	AEA: ACADEMICALLY ACCEPTABLE	**	**	**	**	**	**
ELEMENTARY AND SECONDARY	DALLAS COUNTY JUVENILE JUSTICE – LETOT CAMPUS (C)	DALLAS	29	AEA: ACADEMICALLY ACCEPTABLE	**	**	**	**	**	**
	DALLAS COUNTY JUVENILE JUSTICE (C)	DALLAS	279	AEA: NOT RATED - OTHER	**	**	**	**	AVERAGE	9,422
<b>DALLAS ISD</b>										
ELEMENTARY	ADELLE TURNER ELEMENTARY SCHOOL	DALLAS	480	EXEMPLARY	★★★★☆	52	66	32	AVERAGE	5,387
	ALBERT SIDNEY JOHNSTON ELEMENTARY SCHOOL	DALLAS	575	RECOGNIZED	★★★★☆	56	65	40	LOW	5,515
	ALEX SANGER ELEMENTARY SCHOOL	DALLAS	434	RECOGNIZED	★★★★☆	71	63	77	AVERAGE	5,835
	AMELIA EARHART LEARNING CENTER	DALLAS	324	ACADEMICALLY ACCEPTABLE	★★★★☆	14	75	1	HIGH	7,436
	ANNE FRANK ELEMENTARY SCHOOL	DALLAS	1,264	RECOGNIZED	★★★★☆	85	70	91	VERY LOW	4,333
	ANNIE WEBB BLANTON ELEMENTARY SCHOOL	DALLAS	789	ACADEMICALLY ACCEPTABLE	★★★★☆	17	43	5	LOW	4,905
	ANSON JONES ELEMENTARY SCHOOL	DALLAS	959	EXEMPLARY	★★★★☆	93	95	87	LOW	4,886
	ARCADIA PARK ELEMENTARY SCHOOL	DALLAS	776	RECOGNIZED	★★★★☆	66	76	50	VERY LOW	4,592
	ARLINGTON PARK COMMUNITY LEARNING CENTER	DALLAS	230	RECOGNIZED	★★★★☆	67	86	39	AVERAGE	6,740
	ARTHUR KRAMER ELEMENTARY SCHOOL	DALLAS	569	EXEMPLARY	★★★★☆	76	72	78	HIGH	5,910
	ARTURO SALAZAR ELEMENTARY SCHOOL	DALLAS	841	RECOGNIZED	★★★★☆	66	86	38	VERY LOW	4,307
	ASCHER SILBERSTEIN ELEMENTARY SCHOOL	DALLAS	588	RECOGNIZED	★★★★☆	28	49	12	AVERAGE	5,376
	BARBARA JORDAN ELEMENTARY SCHOOL	DALLAS	611	ACADEMICALLY ACCEPTABLE	★★★★☆	54	81	19	AVERAGE	5,571
	BAYLES ELEMENTARY SCHOOL	DALLAS	550	RECOGNIZED	★★★★☆	65	66	61	LOW	5,441
	BEN MILAM ELEMENTARY SCHOOL	DALLAS	257	RECOGNIZED	★★★★☆	60	62	55	HIGH	7,454
	BF DARRELL ELEMENTARY SCHOOL	DALLAS	330	RECOGNIZED	★★★★☆	89	96	75	AVERAGE	6,379
	BH MACON ELEMENTARY SCHOOL	DALLAS	587	RECOGNIZED	★★★★☆	78	87	68	VERY LOW	5,478
	BIRDIE ALEXANDER ELEMENTARY SCHOOL	DALLAS	491	RECOGNIZED	★★★★☆	49	83	13	AVERAGE	5,586
	CA TATUM JR ELEMENTARY SCHOOL	DALLAS	673	ACADEMICALLY ACCEPTABLE	★★★★☆	63	92	21	VERY LOW	4,720
	CASA VIEW ELEMENTARY SCHOOL	DALLAS	785	RECOGNIZED	★★★★☆	87	96	71	HIGH	5,234
	CELESTINO MAURICIO SOTO JR ELEMENTARY SCHOOL	DALLAS	760	RECOGNIZED	★★★★☆	55	72	32	VERY LOW	4,475
	CENTRAL ELEMENTARY SCHOOL	DALLAS	550	ACADEMICALLY ACCEPTABLE	★★★★☆	45	69	18	AVERAGE	5,125
	CESAR CHAVEZ LEARNING CENTER	DALLAS	672	RECOGNIZED	★★★★☆	80	94	57	AVERAGE	6,245
	CF CARR ELEMENTARY SCHOOL	DALLAS	446	ACADEMICALLY ACCEPTABLE	**	**	**	**	AVERAGE	5,449
	CHARLES A GILL ELEMENTARY SCHOOL	DALLAS	767	RECOGNIZED	★★★★☆	73	82	64	LOW	4,812

\*\* Insufficient data

Composite Progress Percentile: ● 80-99 ● 60-79 ○ 40-59 ◐ 20-39 ● LESS THAN 20

SCHOOL TYPE/ DISTRICT NAME	CAMPUS NAME	COUNTY	ENROLL- MENT	2008-2009 ACCOUNTABILITY RATING	FAST RATING	COMPOSITE PROGRESS PERCENTILE	MATH PROGRESS PERCENTILE	READING PROGRESS PERCENTILE	SPENDING INDEX	ADJUSTED SPENDING PER PUPIL
DALLAS ISD (CONTINUED)										
	CHARLES RICE LEARNING CENTER	DALLAS	524	EXEMPLARY	★★★★★☆☆	88	96	72	HIGH	\$7,029
	CITY PARK ELEMENTARY SCHOOL	DALLAS	200	RECOGNIZED	★★★★★☆☆	76	96	41	VERY HIGH	8,083
	CLARA OLIVER ELEMENTARY SCHOOL	DALLAS	450	ACADEMICALLY ACCEPTABLE	★★★★★☆☆	15	14	21	VERY LOW	5,331
	CLINTON P RUSSELL ELEMENTARY SCHOOL	DALLAS	225	RECOGNIZED	★★★★★☆☆	83	65	91	AVERAGE	5,511
	DAN D ROGERS ELEMENTARY SCHOOL	DALLAS	537	ACADEMICALLY ACCEPTABLE	★★★★★☆☆	28	45	15	AVERAGE	5,666
	DANIEL WEBSTER ELEMENTARY SCHOOL	DALLAS	799	ACADEMICALLY ACCEPTABLE	★★★★★☆☆	43	54	29	LOW	4,668
	DAVID G BURNET ELEMENTARY SCHOOL	DALLAS	1,086	ACADEMICALLY ACCEPTABLE	★★★★★☆☆	19	29	16	LOW	4,661
	EDNA ROWE ELEMENTARY SCHOOL	DALLAS	696	ACADEMICALLY ACCEPTABLE	★★★★★☆☆	95	98	86	LOW	5,028
	EDUARDO MATA ELEMENTARY SCHOOL	DALLAS	328	ACADEMICALLY ACCEPTABLE	★★★★★☆☆	1	1	1	VERY LOW	5,589
	EDWARD TITCHE ELEMENTARY SCHOOL	DALLAS	919	ACADEMICALLY UNACCEPTABLE	★★★★★☆☆	15	34	7	HIGH	5,287
	EDWIN J KUEST ELEMENTARY SCHOOL	DALLAS	706	RECOGNIZED	★★★★★☆☆	61	88	23	LOW	4,745
	ELADIO R MARTINEZ LEARNING CENTER	DALLAS	523	RECOGNIZED	★★★★★☆☆	65	61	66	HIGH	6,654
	ELEMENTARY AEP-SOUTH	DALLAS	9	NOT RATED: OTHER	**	**	**	**	**	**
	ELEMENTARY DAEP	DALLAS	19	NOT RATED: OTHER	**	**	**	**	**	**
	ELISHA M PEASE ELEMENTARY SCHOOL	DALLAS	402	EXEMPLARY	**	**	**	**	LOW	5,561
	ERASMO SEGUIN COMMUNITY LEARNING CENTER	DALLAS	550	EXEMPLARY	**	**	**	**	AVERAGE	5,071
	ESPERANZA MEDRANO ELEMENTARY SCHOOL	DALLAS	645	RECOGNIZED	★★★★★☆☆	44	75	12	VERY LOW	5,004
	EVERETTE LEE DEGOLYER ELEMENTARY SCHOOL	DALLAS	382	RECOGNIZED	★★★★★☆☆	74	68	77	AVERAGE	5,513
	FELIX G BOTELLO ELEMENTARY SCHOOL	DALLAS	505	RECOGNIZED	★★★★★☆☆	82	67	90	VERY LOW	5,567
	FP CAILLET ELEMENTARY SCHOOL	DALLAS	763	RECOGNIZED	★★★★★☆☆	71	86	52	VERY LOW	4,739
	FRANK GUZICK ELEMENTARY SCHOOL	DALLAS	728	ACADEMICALLY ACCEPTABLE	★★★★★☆☆	4	22	2	LOW	4,779
	FREDERICK DOUGLASS ELEMENTARY SCHOOL	DALLAS	705	ACADEMICALLY UNACCEPTABLE	★★★★★☆☆	2	8	2	LOW	4,880
	GABE P ALLEN CHARTER SCHOOL	DALLAS	622	RECOGNIZED	★★★★★☆☆	19	44	6	AVERAGE	5,091
	GEORGE BANNERMAN DEALEY MONTESSORI VANGUARD	DALLAS	387	EXEMPLARY	★★★★★☆☆	65	50	75	VERY HIGH	9,308
	GEORGE PEABODY ELEMENTARY SCHOOL	DALLAS	561	EXEMPLARY	★★★★★☆☆	84	84	82	LOW	5,190
	GEORGE W CARVER LEARNING CENTER	DALLAS	355	ACADEMICALLY ACCEPTABLE	★★★★★☆☆	25	79	2	HIGH	7,529
	GEORGE W TRUETT ELEMENTARY SCHOOL	DALLAS	1,113	ACADEMICALLY ACCEPTABLE	★★★★★☆☆	21	39	11	VERY LOW	4,412
	GILBERT CUELLAR SR ELEMENTARY SCHOOL	DALLAS	908	ACADEMICALLY ACCEPTABLE	★★★★★☆☆	48	65	25	VERY LOW	4,726
	HARRELL BUDD ELEMENTARY SCHOOL	DALLAS	641	ACADEMICALLY ACCEPTABLE	★★★★★☆☆	9	32	3	LOW	4,694
	HARRY C WITHERS ELEMENTARY SCHOOL	DALLAS	391	EXEMPLARY	★★★★★☆☆	94	99	53	LOW	5,944
	HARRY STONE MONTESSORI ACADEMY	DALLAS	355	EXEMPLARY	★★★★★☆☆	55	55	53	VERY HIGH	10,408
	HENRY B GONZALEZ ELEMENTARY SCHOOL	DALLAS	882	RECOGNIZED	★★★★★☆☆	74	87	58	LOW	4,737
	HERBERT MARCUS ELEMENTARY SCHOOL	DALLAS	891	RECOGNIZED	★★★★★☆☆	43	65	18	VERY LOW	4,350
	HI HOLLAND ELEMENTARY AT LISBON	DALLAS	405	RECOGNIZED	★★★★★☆☆	27	47	13	HIGH	6,180
	HIGHLAND MEADOWS ELEMENTARY SCHOOL	DALLAS	756	RECOGNIZED	★★★★★☆☆	70	86	49	LOW	5,046
	HS THOMPSON LEARNING CENTER	DALLAS	290	EXEMPLARY	★★★★★☆☆	91	92	87	VERY HIGH	8,456
	IGNACIO ZARAGOZA ELEMENTARY SCHOOL	DALLAS	534	RECOGNIZED	★★★★★☆☆	71	80	59	VERY LOW	5,480
	JACK LOWE SR ELEMENTARY SCHOOL	DALLAS	730	ACADEMICALLY UNACCEPTABLE	★★★★★☆☆	12	8	23	VERY LOW	4,509
	JAMES B BONHAM ELEMENTARY SCHOOL	DALLAS	266	EXEMPLARY	**	**	**	**	AVERAGE	6,405
	JAMES BOWIE ELEMENTARY SCHOOL	DALLAS	621	EXEMPLARY	★★★★★☆☆	66	58	70	AVERAGE	5,397
	JAMES S HOGG ELEMENTARY SCHOOL	DALLAS	291	RECOGNIZED	★★★★★☆☆	33	58	13	AVERAGE	6,092
	JAMES W FANNIN ELEMENTARY SCHOOL	DALLAS	284	EXEMPLARY	**	**	**	**	HIGH	6,630
	JERRY R JUNKINS ELEMENTARY SCHOOL	DALLAS	690	RECOGNIZED	★★★★★☆☆	37	48	25	VERY LOW	4,371
	JILL STONE ELEMENTARY SCHOOL AT VICKERY MEADOW	DALLAS	345	RECOGNIZED	★★★★★☆☆	60	63	53	AVERAGE	5,462
	JIMMIE TYLER BRASHEAR ELEMENTARY SCHOOL	DALLAS	705	EXEMPLARY	★★★★★☆☆	99	99	99	VERY LOW	4,634
	JN ERVIN ELEMENTARY SCHOOL	DALLAS	704	ACADEMICALLY UNACCEPTABLE	★★★★★☆☆	14	24	10	LOW	4,656
	JOHN F KENNEDY LEARNING CENTER	DALLAS	649	RECOGNIZED	★★★★★☆☆	52	84	15	VERY HIGH	6,482
	JOHN F PEELER ELEMENTARY SCHOOL	DALLAS	397	RECOGNIZED	★★★★★☆☆	83	74	87	AVERAGE	5,921
	JOHN H REAGAN ELEMENTARY SCHOOL	DALLAS	521	ACADEMICALLY ACCEPTABLE	★★★★★☆☆	53	92	8	LOW	5,440
	JOHN IRELAND ELEMENTARY SCHOOL	DALLAS	663	ACADEMICALLY ACCEPTABLE	★★★★★☆☆	58	81	27	LOW	5,117
	JOHN J PERSHING ELEMENTARY SCHOOL	DALLAS	486	ACADEMICALLY ACCEPTABLE	★★★★★☆☆	51	59	38	AVERAGE	6,843

\*\* Insufficient data

Composite Progress Percentile: ● 80-99 ● 60-79 ○ 40-59 ◐ 20-39 ● LESS THAN 20

SCHOOL TYPE/ DISTRICT NAME	CAMPUS NAME	COUNTY	ENROLL- MENT	2008-2009 ACCOUNTABILITY RATING	FAST RATING	COMPOSITE PROGRESS PERCENTILE	MATH PROGRESS PERCENTILE	READING PROGRESS PERCENTILE	SPENDING INDEX	ADJUSTED SPENDING PER PUPIL
DALLAS ISD (CONTINUED)										
	JOHN NEELY BRYAN ELEMENTARY SCHOOL	DALLAS	552	EXEMPLARY	★★★★★☆☆	● 94	86	96	AVERAGE	\$5,239
	JOHN Q ADAMS ELEMENTARY SCHOOL	DALLAS	635	RECOGNIZED	★★★★★☆☆	○ 56	60	49	LOW	5,079
	JOHN W CARPENTER ELEMENTARY SCHOOL	DALLAS	401	ACADEMICALLY ACCEPTABLE	★★★★★☆☆	◐ 37	52	22	AVERAGE	5,845
	JOHN W RUNYON ELEMENTARY SCHOOL	DALLAS	726	ACADEMICALLY ACCEPTABLE	★★★★★☆☆	○ 40	36	44	VERY LOW	4,734
	JOSEPH J RHODS LEARNING CENTER	DALLAS	453	ACADEMICALLY ACCEPTABLE	★★★★★☆☆	● 16	47	4	HIGH	7,120
	JP STARKS ELEMENTARY SCHOOL	DALLAS	338	EXEMPLARY	★★★★★☆☆	● 98	97	97	HIGH	6,637
	JULIA C FRAZIER ELEMENTARY SCHOOL	DALLAS	159	EXEMPLARY	**	**	**	**	VERY HIGH	8,373
	JULIAN T SALDIVAR ELEMENTARY SCHOOL	DALLAS	959	ACADEMICALLY ACCEPTABLE	★★★★★☆☆	◐ 68	64	69	VERY LOW	4,343
	JULIUS DORSEY ELEMENTARY SCHOOL	DALLAS	537	EXEMPLARY	★★★★★☆☆	● 94	98	81	VERY LOW	5,042
	JW RAY LEARNING CENTER	DALLAS	295	RECOGNIZED	★★★★★☆☆	○ 40	60	19	VERY HIGH	8,491
	KB POLK CENTER FOR ACADEMICALLY TALENTED & GIFTED	DALLAS	512	RECOGNIZED	★★★★★☆☆	◐ 61	53	65	AVERAGE	5,823
	KLEBERG ELEMENTARY SCHOOL	DALLAS	1,007	RECOGNIZED	★★★★★☆☆	○ 57	75	32	VERY LOW	4,527
	LAKEWOOD ELEMENTARY SCHOOL	DALLAS	634	EXEMPLARY	★★★★★☆☆	● 86	77	89	LOW	4,949
	LARRY G SMITH ELEMENTARY SCHOOL	DALLAS	792	ACADEMICALLY ACCEPTABLE	**	**	**	**	**	**
	LEE A MCSHAN JR ELEMENTARY SCHOOL	DALLAS	551	RECOGNIZED	★★★★★☆☆	● 10	23	6	LOW	5,686
	LEILA P COWART ELEMENTARY SCHOOL	DALLAS	765	RECOGNIZED	★★★★★☆☆	◐ 62	80	37	AVERAGE	5,252
	LENORE KIRK HALL ELEMENTARY SCHOOL	DALLAS	636	ACADEMICALLY ACCEPTABLE	★★★★★☆☆	● 16	25	13	LOW	4,943
	LEONIDES GONZALEZ CIGARROA MD ELEMENTARY SCHOOL	DALLAS	634	ACADEMICALLY ACCEPTABLE	★★★★★☆☆	◐ 24	42	12	LOW	5,068
	LESLIE A STEMMONS ELEMENTARY SCHOOL	DALLAS	973	RECOGNIZED	★★★★★☆☆	◐ 62	62	59	VERY LOW	4,454
	LIDA HOOE ELEMENTARY SCHOOL	DALLAS	452	RECOGNIZED	★★★★★☆☆	◐ 76	94	45	AVERAGE	5,345
	LL HOTCHKISS ELEMENTARY SCHOOL	DALLAS	890	RECOGNIZED	★★★★★☆☆	◐ 31	52	14	AVERAGE	5,357
	LO DONALD ELEMENTARY SCHOOL	DALLAS	635	ACADEMICALLY ACCEPTABLE	★★★★★☆☆	● 15	32	7	LOW	4,991
	LORENZO DE ZAVALA ELEMENTARY SCHOOL	DALLAS	450	ACADEMICALLY ACCEPTABLE	**	**	**	**	VERY LOW	5,453
	LOUISE WOLFF KAHN ELEMENTARY SCHOOL	DALLAS	717	RECOGNIZED	★★★★★☆☆	○ 42	52	28	VERY LOW	4,624
	MAPLE LAWN ELEMENTARY SCHOOL	DALLAS	460	RECOGNIZED	★★★★★☆☆	◐ 39	56	21	AVERAGE	5,617
	MARGARET B HENDERSON ELEMENTARY SCHOOL	DALLAS	545	RECOGNIZED	★★★★★☆☆	◐ 65	57	70	AVERAGE	5,942
	MARIA MORENO ELEMENTARY SCHOOL	DALLAS	661	RECOGNIZED	★★★★★☆☆	◐ 61	60	58	LOW	5,033
	MARK TWAIN LEADERSHIP VANGUARD	DALLAS	376	RECOGNIZED	★★★★★☆☆	● 12	32	5	VERY HIGH	7,049
	MARTHA TURNER REILLY ELEMENTARY SCHOOL	DALLAS	493	RECOGNIZED	★★★★★☆☆	● 80	96	53	LOW	5,251
	MARTIN LUTHER KING JR LEARNING CENTER	DALLAS	321	RECOGNIZED	★★★★★☆☆	○ 48	54	38	HIGH	7,465
	MARTIN WEISS ELEMENTARY SCHOOL	DALLAS	578	RECOGNIZED	★★★★★☆☆	◐ 22	41	11	LOW	4,796
	MARY MCLEOD BETHUNE ELEMENTARY SCHOOL	DALLAS	905	RECOGNIZED	★★★★★☆☆	◐ 66	66	63	VERY LOW	4,639
	MOUNT AUBURN ELEMENTARY SCHOOL	DALLAS	738	EXEMPLARY	**	**	**	**	LOW	5,009
	NANCY J COCHRAN ELEMENTARY SCHOOL	DALLAS	630	ACADEMICALLY ACCEPTABLE	★★★★★☆☆	◐ 21	53	5	LOW	4,949
	NANCY MOSELEY ELEMENTARY SCHOOL	DALLAS	1,039	ACADEMICALLY ACCEPTABLE	★★★★★☆☆	○ 50	73	21	VERY LOW	4,511
	NATHAN ADAMS ELEMENTARY SCHOOL	DALLAS	479	EXEMPLARY	★★★★★☆☆	◐ 75	79	70	AVERAGE	5,765
	NATHANIEL HAWTHORNE ELEMENTARY SCHOOL	DALLAS	512	ACADEMICALLY ACCEPTABLE	★★★★★☆☆	● 6	27	2	LOW	5,291
	NW HARLEE ELEMENTARY SCHOOL	DALLAS	301	ACADEMICALLY ACCEPTABLE	★★★★★☆☆	◐ 69	74	62	AVERAGE	6,532
	OBADIAH KNIGHT ELEMENTARY SCHOOL	DALLAS	663	RECOGNIZED	★★★★★☆☆	● 13	66	1	VERY LOW	4,902
	ONESIMO HERNANDEZ ELEMENTARY SCHOOL	DALLAS	512	RECOGNIZED	★★★★★☆☆	● 87	97	63	LOW	5,339
	ORAN M ROBERTS ELEMENTARY SCHOOL	DALLAS	519	EXEMPLARY	★★★★★☆☆	○ 44	90	5	AVERAGE	5,446
	PAUL L DUNBAR LEARNING CENTER	DALLAS	475	RECOGNIZED	★★★★★☆☆	● 11	55	1	VERY HIGH	7,707
	PHILLIS WHEATLEY ELEMENTARY SCHOOL	DALLAS	198	EXEMPLARY	**	**	**	**	HIGH	6,579
	PLEASANT GROVE ELEMENTARY SCHOOL	DALLAS	655	ACADEMICALLY ACCEPTABLE	★★★★★☆☆	◐ 38	47	28	LOW	4,965
	PRESTON HOLLOW ELEMENTARY SCHOOL	DALLAS	347	RECOGNIZED	★★★★★☆☆	◐ 67	66	65	HIGH	6,956
	REINHARDT ELEMENTARY SCHOOL	DALLAS	706	RECOGNIZED	★★★★★☆☆	○ 52	61	39	AVERAGE	5,047
	RICHARD LAGOW ELEMENTARY SCHOOL	DALLAS	751	RECOGNIZED	★★★★★☆☆	○ 40	51	27	VERY LOW	4,773
	RL THORNTON ELEMENTARY SCHOOL	DALLAS	527	ACADEMICALLY ACCEPTABLE	★★★★★☆☆	● 9	40	2	LOW	5,010
	ROBERT E LEE ELEMENTARY SCHOOL	DALLAS	288	RECOGNIZED	★★★★★☆☆	○ 46	38	54	HIGH	6,609
	ROGER Q MILLS ELEMENTARY SCHOOL	DALLAS	399	ACADEMICALLY ACCEPTABLE	★★★★★☆☆	○ 43	73	13	HIGH	6,059
	RONALD E MCNAIR ELEMENTARY SCHOOL	DALLAS	764	EXEMPLARY	★★★★★☆☆	● 99	98	99	LOW	4,865

\*\* Insufficient data

Composite Progress Percentile: ● 80-99 ◐ 60-79 ○ 40-59 ◐ 20-39 ● LESS THAN 20



SCHOOL TYPE/ DISTRICT NAME	CAMPUS NAME	COUNTY	ENROLL- MENT	2008-2009 ACCOUNTABILITY RATING	FAST RATING	COMPOSITE PROGRESS PERCENTILE	MATH PROGRESS PERCENTILE	READING PROGRESS PERCENTILE	SPENDING INDEX	ADJUSTED SPENDING PER PUPIL
DALLAS ISD (CONTINUED)										
	ROSEMONT ELEMENTARY SCHOOL	DALLAS	391	RECOGNIZED	★★★★☆	○ 59	59	57	AVERAGE	\$5,642
	ROSEMONT PRIMARY SCHOOL – CHRIS V. SEMOS CAMPUS	DALLAS	638	RECOGNIZED	**	**	**	**	VERY LOW	4,519
	RUFUS C BURLESON ELEMENTARY SCHOOL	DALLAS	826	RECOGNIZED	★★★★☆	◐ 26	48	11	LOW	4,918
	SAM HOUSTON ELEMENTARY SCHOOL	DALLAS	281	RECOGNIZED	★★★★☆	◐ 73	86	57	HIGH	6,878
	SAN JACINTO ELEMENTARY SCHOOL	DALLAS	751	RECOGNIZED	★★★★★	● 87	91	80	LOW	4,860
	SEAGOVILLE ELEMENTARY SCHOOL	DALLAS	658	ACADEMICALLY ACCEPTABLE	**	**	**	**	LOW	4,770
	SEQUOYAH LEARNING CENTER	DALLAS	263	ACADEMICALLY ACCEPTABLE	★★☆☆☆	● 1	10	1	VERY HIGH	9,100
	SIDNEY LANIER EXPRESSIVE ARTS VANGUARD	DALLAS	628	EXEMPLARY	★★★★☆	◐ 63	66	56	LOW	5,266
	SS CONNER ELEMENTARY SCHOOL	DALLAS	642	ACADEMICALLY ACCEPTABLE	★★★★☆	● 6	38	1	LOW	5,305
	STEPHEN C FOSTER ELEMENTARY SCHOOL	DALLAS	872	RECOGNIZED	★★★★★	● 85	97	63	LOW	4,923
	STEVENS PARK ELEMENTARY SCHOOL	DALLAS	864	ACADEMICALLY ACCEPTABLE	★★★★☆	◐ 24	33	19	LOW	4,713
	STONEWALL JACKSON ELEMENTARY SCHOOL	DALLAS	477	EXEMPLARY	★★★★☆	◐ 71	63	77	AVERAGE	5,435
	SUDIE L WILLIAMS ELEMENTARY SCHOOL	DALLAS	279	ACADEMICALLY ACCEPTABLE	★★★★☆	● 17	20	18	LOW	6,106
	TG TERRY ELEMENTARY SCHOOL	DALLAS	415	RECOGNIZED	★★★★☆	○ 47	23	72	AVERAGE	5,558
	THOMAS L MARSALIS ELEMENTARY SCHOOL	DALLAS	586	RECOGNIZED	★★★★☆	◐ 38	55	20	LOW	4,939
	THOMAS TOLBERT ELEMENTARY SCHOOL	DALLAS	476	RECOGNIZED	★★★★★	● 85	93	72	LOW	5,775
	TOM C GOOCH ELEMENTARY SCHOOL	DALLAS	530	RECOGNIZED	★★★★☆	◐ 79	96	48	LOW	5,003
	TOM W FIELD ELEMENTARY SCHOOL	DALLAS	498	ACADEMICALLY ACCEPTABLE	★★★★★	◐ 75	91	53	VERY LOW	5,268
	UMPHREY LEE ELEMENTARY SCHOOL	DALLAS	627	ACADEMICALLY ACCEPTABLE	★★★★☆	◐ 39	45	31	AVERAGE	5,104
	URBAN PARK ELEMENTARY SCHOOL	DALLAS	818	RECOGNIZED	★★★★☆	○ 51	83	15	VERY LOW	4,825
	VICTOR H HEXTER ELEMENTARY SCHOOL	DALLAS	467	EXEMPLARY	★★★★☆	● 89	91	84	HIGH	6,365
	WA BLAIR ELEMENTARY SCHOOL	DALLAS	744	ACADEMICALLY ACCEPTABLE	★★★★☆	◐ 37	52	21	LOW	5,093
	WALNUT HILL ELEMENTARY SCHOOL	DALLAS	390	RECOGNIZED	★★★★★	● 87	95	74	LOW	5,900
	WHITNEY M YOUNG JR ELEMENTARY SCHOOL	DALLAS	625	ACADEMICALLY ACCEPTABLE	★★★★☆	● 17	34	9	LOW	4,789
	WILLIAM B MILLER ELEMENTARY SCHOOL	DALLAS	414	EXEMPLARY	★★★★★	● 89	92	81	AVERAGE	5,982
	WILLIAM B TRAVIS ACADEMY/VANGUARD FOR THE ACADEMICALLY TALENTED AND GIFTED	DALLAS	132	EXEMPLARY	**	◐ 71	44	89	**	**
	WILLIAM L CABELL ELEMENTARY SCHOOL	DALLAS	593	RECOGNIZED	★★★★☆	○ 55	84	18	LOW	5,106
	WILLIAM LIPSCOMB ELEMENTARY SCHOOL	DALLAS	383	EXEMPLARY	**	**	**	**	HIGH	6,184
	WILLIAM M ANDERSON ELEMENTARY SCHOOL	DALLAS	795	RECOGNIZED	★★★★☆	● 13	40	3	LOW	4,977
	WINNETKA ELEMENTARY SCHOOL	DALLAS	816	RECOGNIZED	★★★★☆	○ 45	77	12	LOW	4,549
	WW BUSHMAN ELEMENTARY SCHOOL	DALLAS	608	ACADEMICALLY ACCEPTABLE	★★★★☆	● 1	7	1	LOW	5,084
MIDDLE	ALEX W SPENCE TALENTED/GIFTED ACADEMY	DALLAS	1,091	ACADEMICALLY ACCEPTABLE	★★★★☆	● 10	13	13	HIGH	6,937
	BENJAMIN FRANKLIN MIDDLE SCHOOL	DALLAS	1,103	ACADEMICALLY UNACCEPTABLE	★★★★☆	● 11	13	16	HIGH	6,495
	BILLY EARL DADE MIDDLE SCHOOL	DALLAS	466	ACADEMICALLY ACCEPTABLE	★★☆☆☆	● 1	2	1	VERY HIGH	9,141
	BOUDE STOREY MIDDLE SCHOOL	DALLAS	941	ACADEMICALLY ACCEPTABLE	★★★★☆	● 1	2	1	LOW	5,728
	DA HULCY MIDDLE SCHOOL	DALLAS	799	ACADEMICALLY UNACCEPTABLE	★★★★☆	● 3	2	13	AVERAGE	5,958
	DALLAS ENVIRONMENTAL SCIENCE ACADEMY	DALLAS	192	EXEMPLARY	★★★★☆	○ 41	38	42	AVERAGE	6,804
	EB COMSTOCK MIDDLE SCHOOL	DALLAS	952	ACADEMICALLY UNACCEPTABLE	★★★★☆	● 1	1	1	HIGH	5,890
	EDWARD H CARY MIDDLE SCHOOL	DALLAS	435	ACADEMICALLY ACCEPTABLE	★★★★☆	● 6	10	7	AVERAGE	6,526
	EWELL D WALKER MIDDLE SCHOOL	DALLAS	689	RECOGNIZED	★★★★☆	◐ 70	85	50	HIGH	5,876
	FRANCISCO MEDRANO MIDDLE SCHOOL	DALLAS	686	ACADEMICALLY ACCEPTABLE	**	**	**	**	**	**
	FRED F FLORENCE MIDDLE SCHOOL	DALLAS	1,189	ACADEMICALLY UNACCEPTABLE	★★★★☆	● 1	6	1	LOW	5,641
	GEORGE BANNERMAN DEALEY INTERNATIONAL ACADEMY	DALLAS	144	EXEMPLARY	**	○ 44	53	32	**	**
	HAROLD WENDELL LANG SR MIDDLE SCHOOL	DALLAS	1,314	NOT RATED: DATA INTEGRITY ISSUES	**	**	**	**	**	**
	HARRY STONE MONTESSORI ACADEMY	DALLAS	118	EXEMPLARY	**	◐ 30	29	33	**	**
	HECTOR P GARCIA MIDDLE SCHOOL	DALLAS	954	ACADEMICALLY ACCEPTABLE	**	**	**	**	**	**
	HENRY W LONGFELLOW CAREER EXPLORATION ACADEMY	DALLAS	394	RECOGNIZED	★★★★☆	◐ 28	17	44	HIGH	6,923
	JL LONG MIDDLE SCHOOL	DALLAS	987	ACADEMICALLY ACCEPTABLE	★★★★☆	● 3	4	7	AVERAGE	5,614
	JOHN B HOOD MIDDLE SCHOOL	DALLAS	1,332	ACADEMICALLY ACCEPTABLE	★★★★☆	● 2	4	4	VERY LOW	5,222
	LEARNING ALTERNATIVE CENTER FOR EMPOWERING YOUTH	DALLAS	133	NOT RATED: OTHER	**	**	**	**	VERY HIGH	12,019

\*\* Insufficient data

Composite Progress Percentile: ● 80-99 ◐ 60-79 ○ 40-59 ◐ 20-39 ● LESS THAN 20

SCHOOL TYPE/ DISTRICT NAME	CAMPUS NAME	COUNTY	ENROLL- MENT	2008-2009 ACCOUNTABILITY RATING	FAST RATING	COMPOSITE PROGRESS PERCENTILE	MATH PROGRESS PERCENTILE	READING PROGRESS PERCENTILE	SPENDING INDEX	ADJUSTED SPENDING PER PUPIL
DALLAS ISD (CONTINUED)										
	LV STOCKARD MIDDLE SCHOOL	DALLAS	877	ACADEMICALLY ACCEPTABLE	★★★★☆	● 9	13	11	LOW	5,035
	MAYNARD H JACKSON MIDDLE SCHOOL	DALLAS	380	ACADEMICALLY ACCEPTABLE	★★★★☆	● 7	8	11	AVERAGE	\$7,294
	OLIVER WENDELL HOLMES HUMANITIES/ COMMUNICATIONS	DALLAS	1,083	ACADEMICALLY UNACCEPTABLE	★★★★☆	● 1	1	4	HIGH	6,173
	PEARL C ANDERSON MIDDLE SCHOOL LEARNING CENTER	DALLAS	539	ACADEMICALLY ACCEPTABLE	★★★★☆	● 1	9	1	VERY HIGH	10,471
	RAUL QUINTANILLA SR MIDDLE SCHOOL	DALLAS	860	ACADEMICALLY ACCEPTABLE	★★★★☆	● 3	7	4	LOW	5,574
	ROBERT T HILL MIDDLE SCHOOL	DALLAS	891	ACADEMICALLY UNACCEPTABLE	★★★★☆	● 1	1	4	AVERAGE	5,851
	SAM TASBY MIDDLE SCHOOL	DALLAS	804	ACADEMICALLY ACCEPTABLE	★★★★☆	○ 40	29	52	HIGH	5,884
	SARAH ZUMWALT MIDDLE SCHOOL	DALLAS	578	ACADEMICALLY ACCEPTABLE	★★★★☆	● 11	19	10	LOW	6,167
	SEAGOVILLE MIDDLE SCHOOL	DALLAS	1,042	ACADEMICALLY UNACCEPTABLE	★★★★☆	● 7	5	18	LOW	5,059
	THOMAS A EDISON MIDDLE SCHOOL LEARNING CENTER	DALLAS	916	ACADEMICALLY ACCEPTABLE	★★★★☆	● 17	53	3	VERY HIGH	8,015
	THOMAS C MARSH MIDDLE SCHOOL	DALLAS	1,216	RECOGNIZED	★★★★☆	○ 41	34	49	LOW	4,999
	THOMAS J RUSK MIDDLE SCHOOL	DALLAS	860	ACADEMICALLY ACCEPTABLE	★★★★☆	● 12	16	13	AVERAGE	5,619
	TW BROWNE MIDDLE SCHOOL	DALLAS	857	ACADEMICALLY UNACCEPTABLE	★★★★☆	● 1	1	1	AVERAGE	5,512
	WE GREINER EXPLORATORY ARTS ACADEMY	DALLAS	1,501	RECOGNIZED	★★★★☆	○ 56	71	35	LOW	5,100
	WH GASTON MIDDLE SCHOOL	DALLAS	967	ACADEMICALLY ACCEPTABLE	★★★★☆	● 9	10	14	LOW	5,373
	WILLIAM B TRAVIS ACADEMY/VANGUARD FOR THE ACADEMICALLY TALENTED AND GIFTED	DALLAS	259	EXEMPLARY	**	○ 45	52	33	**	**
	WILLIAM HAWLEY ATWELL LAW ACADEMY	DALLAS	948	ACADEMICALLY ACCEPTABLE	★★★★☆	● 10	4	28	AVERAGE	5,858
SECONDARY	A MACEO SMITH HIGH SCHOOL	DALLAS	949	ACADEMICALLY UNACCEPTABLE	★★★★☆	● 4	4	11	AVERAGE	5,878
	BOOKER T WASHINGTON SCHOOL FOR THE PERFORMING AND VISUAL ARTS	DALLAS	712	EXEMPLARY	★★★★☆	○ 42	31	53	AVERAGE	7,428
	BRYAN ADAMS HIGH SCHOOL	DALLAS	1,764	ACADEMICALLY UNACCEPTABLE	★★★★☆	● 37	41	33	HIGH	6,048
	DAVID W CARTER HIGH SCHOOL	DALLAS	1,412	ACADEMICALLY UNACCEPTABLE	★★★★☆	● 30	31	32	HIGH	5,957
	EMMETT J CONRAD HIGH SCHOOL	DALLAS	1,292	ACADEMICALLY ACCEPTABLE	★★★★☆	● 22	8	49	VERY LOW	5,825
	FRANKLIN D ROOSEVELT HIGH SCHOOL	DALLAS	783	ACADEMICALLY UNACCEPTABLE	★★★★☆	● 7	24	3	AVERAGE	6,880
	H GRADY SPRUCE HIGH SCHOOL	DALLAS	630	ACADEMICALLY UNACCEPTABLE	★★★★☆	● 12	24	8	AVERAGE	6,996
	HILLCREST HIGH SCHOOL	DALLAS	1,260	ACADEMICALLY ACCEPTABLE	★★★★☆	● 18	18	21	AVERAGE	6,400
	JAMES MADISON HIGH SCHOOL	DALLAS	818	ACADEMICALLY ACCEPTABLE	★★★★☆	○ 54	56	48	VERY HIGH	8,478
	JUDGE BAREFOOT SANDERS LAW MAGNET	DALLAS	394	EXEMPLARY	★★★★☆	○ 52	34	69	VERY LOW	2,590
	JUSTIN F KIMBALL HIGH SCHOOL	DALLAS	1,411	ACADEMICALLY UNACCEPTABLE	★★★★☆	● 7	7	13	VERY LOW	5,466
	KATHLYN JOY GILLIAM COLLEGIATE ACADEMY	DALLAS	100	EXEMPLARY	**	**	**	**	**	**
	LG PINKSTON HIGH SCHOOL	DALLAS	1,114	ACADEMICALLY UNACCEPTABLE	★★★★☆	● 1	3	1	AVERAGE	5,975
	LINCOLN HUMANITIES/COMMUNICATIONS MAGNET HIGH SCHOOL	DALLAS	1,254	ACADEMICALLY ACCEPTABLE	★★★★☆	● 15	24	12	LOW	5,523
	MIDDLE COLLEGE HIGH SCHOOL	DALLAS	186	EXEMPLARY	★★★★☆	● 76	69	79	AVERAGE	7,065
	MOISES E MOLINA HIGH SCHOOL	DALLAS	1,803	RECOGNIZED	★★★★☆	● 23	32	17	LOW	5,472
	NORTH DALLAS HIGH SCHOOL	DALLAS	1,484	ACADEMICALLY UNACCEPTABLE	★★★★☆	● 10	29	4	LOW	5,873
	ROSIE M COLLINS SORRELLS SCHOOL OF EDUCATION AND SOCIAL SERVICES	DALLAS	276	EXEMPLARY	★★★★☆	○ 58	46	67	VERY LOW	3,738
	SCHOOL COMMUNITY GUIDANCE CENTER	DALLAS	184	NOT RATED: OTHER	**	**	**	**	VERY HIGH	12,633
	SCHOOL FOR THE TALENTED AND GIFTED	DALLAS	211	EXEMPLARY	★★★★☆	● 61	53	65	AVERAGE	6,309
	SCHOOL OF BUSINESS AND MANAGEMENT	DALLAS	531	EXEMPLARY	★★★★☆	○ 56	40	70	VERY LOW	2,642
	SCHOOL OF HEALTH PROFESSIONS	DALLAS	557	EXEMPLARY	★★★★☆	● 38	31	47	VERY LOW	3,044
	SCHOOL OF SCIENCE AND ENGINEERING	DALLAS	399	EXEMPLARY	★★★★☆	○ 49	65	28	VERY LOW	3,871
	SEAGOVILLE HIGH SCHOOL	DALLAS	1,133	ACADEMICALLY UNACCEPTABLE	★★★★☆	● 4	3	13	AVERAGE	5,864
	SKYLINE HIGH SCHOOL	DALLAS	4,572	ACADEMICALLY ACCEPTABLE	★★★★☆	● 12	9	22	LOW	4,669
	SOUTH OAK CLIFF HIGH SCHOOL	DALLAS	1,376	ACADEMICALLY ACCEPTABLE	★★★★☆	● 24	37	16	LOW	5,970
	SUNSET HIGH SCHOOL	DALLAS	2,298	RECOGNIZED	★★★★☆	● 9	17	8	LOW	4,611
	THOMAS JEFFERSON HIGH SCHOOL	DALLAS	1,213	ACADEMICALLY ACCEPTABLE	★★★★☆	● 31	34	29	LOW	6,087
	TRINIDAD GARZA EARLY COLLEGE HIGH SCHOOL AT MOUNTAIN VIEW	DALLAS	282	EXEMPLARY	★★★★☆	● 86	83	86	VERY LOW	6,011
	WH ADAMSON HIGH SCHOOL	DALLAS	1,316	RECOGNIZED	★★★★☆	● 11	7	24	VERY LOW	5,224
	WOODROW WILSON HIGH SCHOOL	DALLAS	1,430	ACADEMICALLY ACCEPTABLE	★★★★☆	● 12	20	10	LOW	5,577
	WT WHITE HIGH SCHOOL	DALLAS	2,323	ACADEMICALLY ACCEPTABLE	★★★★☆	○ 46	40	51	LOW	4,721

\*\* Insufficient data

Composite Progress Percentile: ● 80-99 ● 60-79 ○ 40-59 ● 20-39 ● LESS THAN 20

SCHOOL TYPE/ DISTRICT NAME	CAMPUS NAME	COUNTY	ENROLL- MENT	2008-2009 ACCOUNTABILITY RATING	FAST RATING	COMPOSITE PROGRESS PERCENTILE	MATH PROGRESS PERCENTILE	READING PROGRESS PERCENTILE	SPENDING INDEX	ADJUSTED SPENDING PER PUPIL
<b>DALLAS ISD (CONCLUDED)</b>										
ELEMENTARY AND SECONDARY	WW SAMUELL HIGH SCHOOL	DALLAS	2,021	ACADEMICALLY ACCEPTABLE	★★★★☆☆	● 7	5	15	VERY LOW	\$5,410
	HOSPITAL/HOMEBOUND	DALLAS	111	AEA: ACADEMICALLY ACCEPTABLE	**	**	**	**	**	**
	IRMA LERMA RANGEL YOUNG WOMEN'S LEADERSHIP SCHOOL	DALLAS	396	EXEMPLARY	★★★★☆☆	○ 42	38	44	HIGH	6,474
	JUVENILE JUSTINCE AEP	DALLAS	140	NOT RATED: OTHER	**	**	**	**	**	**
	MAYA ANGELOU HIGH SCHOOL	DALLAS	58	AEA: ACADEMICALLY ACCEPTABLE	**	**	**	**	**	**
<b>DAMON ISD</b>										
ELEMENTARY	DAMON ELEMENTARY SCHOOL	BRAZORIA	160	ACADEMICALLY ACCEPTABLE	★★★★☆☆	○ 56	83	21	HIGH	6,447
<b>DANBURY ISD</b>										
ELEMENTARY	DANBURY ELEMENTARY SCHOOL	BRAZORIA	399	RECOGNIZED	★★★★☆☆	● 68	78	55	LOW	4,947
MIDDLE	DANBURY MIDDLE SCHOOL	BRAZORIA	125	RECOGNIZED	★★★★☆☆	● 4	17	2	VERY LOW	4,642
SECONDARY	DANBURY HIGH SCHOOL	BRAZORIA	226	RECOGNIZED	★★★★☆☆	● 35	37	34	AVERAGE	6,158
<b>DARROUZETT ISD</b>										
ELEMENTARY AND SECONDARY	DARROUZETT SCHOOLS	LIPSCOMB	150	RECOGNIZED	★★★★☆☆	● 16	6	37	VERY HIGH	14,023
<b>DAWSON ISD</b>										
ELEMENTARY AND SECONDARY	DAWSON SCHOOL	DAWSON	149	RECOGNIZED	★★★★☆☆	○ 51	50	49	HIGH	10,252
ELEMENTARY	DAWSON ELEMENTARY SCHOOL	NAVARRO	242	RECOGNIZED	★★★★☆☆	● 62	63	58	LOW	6,336
SECONDARY	DAWSON HIGH SCHOOL	NAVARRO	191	RECOGNIZED	★★★★☆☆	● 9	7	19	VERY LOW	8,272
<b>DAYTON ISD</b>										
ELEMENTARY	AUSTIN ELEMENTARY SCHOOL	LIBERTY	666	RECOGNIZED	**	**	**	**	VERY LOW	4,276
	COLBERT ELEMENTARY SCHOOL	LIBERTY	123	NOT RATED: OTHER	**	**	**	**	VERY LOW	4,043
	KIMMIE M BROWN ELEMENTARY SCHOOL	LIBERTY	738	ACADEMICALLY ACCEPTABLE	★★★★☆☆	● 21	41	9	VERY LOW	4,346
	RICHTER ELEMENTARY SCHOOL	LIBERTY	721	RECOGNIZED	**	**	**	**	VERY LOW	4,479
MIDDLE	NOTTINGHAM MIDDLE SCHOOL	LIBERTY	343	RECOGNIZED	★★★★☆☆	● 71	59	79	LOW	5,100
	WILSON JUNIOR HIGH SCHOOL	LIBERTY	789	ACADEMICALLY ACCEPTABLE	★★★★☆☆	● 1	1	2	LOW	4,739
SECONDARY	DAYTON HIGH SCHOOL	LIBERTY	1,324	ACADEMICALLY UNACCEPTABLE	★★★★☆☆	● 34	30	39	VERY LOW	4,858
	DAYTON NIGHT SCHOOL ACADEMY	LIBERTY	21	AEA: ACADEMICALLY ACCEPTABLE	**	**	**	**	**	**
ELEMENTARY AND SECONDARY	HARDIN/CHAMBERS CENTER	LIBERTY	23	NOT RATED: OTHER	**	**	**	**	**	**
<b>DE LEON ISD</b>										
ELEMENTARY	DE LEON ELEMENTARY SCHOOL	COMANCHE	281	EXEMPLARY	★★★★☆☆	● 34	31	38	LOW	6,281
MIDDLE	DE LEON INTERMEDIATE SCHOOL	COMANCHE	93	RECOGNIZED	**	**	**	**	**	**
	PERKINS MIDDLE SCHOOL	COMANCHE	91	RECOGNIZED	★★★★☆☆	● 26	27	28	HIGH	6,750
SECONDARY	DE LEON HIGH SCHOOL	COMANCHE	206	ACADEMICALLY ACCEPTABLE	★★★★☆☆	○ 48	37	58	AVERAGE	9,128
<b>DECATUR ISD</b>										
ELEMENTARY	CARSON ELEMENTARY SCHOOL	WISE	571	RECOGNIZED	★★★★☆☆	○ 45	62	23	LOW	5,066
	RANN ELEMENTARY SCHOOL	WISE	650	RECOGNIZED	★★★★☆☆	● 88	96	72	LOW	5,193
MIDDLE	DECATUR INTERMEDIATE SCHOOL	WISE	469	RECOGNIZED	★★★★☆☆	○ 55	54	52	AVERAGE	5,313
	MCCARROLL MIDDLE SCHOOL	WISE	425	ACADEMICALLY ACCEPTABLE	★★★★☆☆	● 15	10	27	AVERAGE	5,807
SECONDARY	DECATUR HIGH SCHOOL	WISE	851	ACADEMICALLY ACCEPTABLE	★★★★☆☆	● 21	24	21	AVERAGE	6,436
<b>DEER PARK ISD</b>										
ELEMENTARY	CARPENTER ELEMENTARY SCHOOL	HARRIS	829	EXEMPLARY	★★★★☆☆	● 66	80	47	LOW	5,078
	DEEPWATER ELEMENTARY SCHOOL	HARRIS	839	RECOGNIZED	★★★★☆☆	● 73	78	66	AVERAGE	5,271
	DEER PARK ELEMENTARY SCHOOL	HARRIS	706	EXEMPLARY	★★★★☆☆	● 64	61	64	LOW	4,723
	EARLY CHILDHOOD CENTER	HARRIS	343	NOT RATED: OTHER	**	**	**	**	**	**
	FAIRMONT ELEMENTARY SCHOOL	HARRIS	796	EXEMPLARY	★★★★☆☆	● 78	67	84	VERY LOW	4,491
	JP DABBS ELEMENTARY SCHOOL	HARRIS	834	EXEMPLARY	★★★★☆☆	● 67	65	67	LOW	4,559
	PARKWOOD ELEMENTARY SCHOOL	HARRIS	775	RECOGNIZED	**	**	**	**	HIGH	6,188
	SAN JACINTO ELEMENTARY SCHOOL	HARRIS	736	EXEMPLARY	★★★★☆☆	○ 54	69	32	LOW	4,682
MIDDLE	BONNETTE JR HIGH SCHOOL	HARRIS	694	ACADEMICALLY ACCEPTABLE	★★★★☆☆	● 13	22	11	AVERAGE	4,989
	DEEPWATER JR HIGH SCHOOL	HARRIS	668	RECOGNIZED	★★★★☆☆	○ 46	49	38	LOW	5,257
	DEER PARK JUNIOR HIGH SCHOOL	HARRIS	788	RECOGNIZED	★★★★☆☆	○ 40	45	33	LOW	4,635

\*\* Insufficient data

Composite Progress Percentile: ● 80-99 ● 60-79 ○ 40-59 ● 20-39 ● LESS THAN 20

SCHOOL TYPE/ DISTRICT NAME	CAMPUS NAME	COUNTY	ENROLL- MENT	2008-2009 ACCOUNTABILITY RATING	FAST RATING	COMPOSITE PROGRESS PERCENTILE	MATH PROGRESS PERCENTILE	READING PROGRESS PERCENTILE	SPENDING INDEX	ADJUSTED SPENDING PER PUPIL
<b>DEER PARK ISD (CONCLUDED)</b>										
	FAIRMONT JR HIGH SCHOOL	HARRIS	676	ACADEMICALLY ACCEPTABLE	★★★★☆	30	34	28	LOW	\$4,664
SECONDARY	DEER PARK HIGH SCHOOL	HARRIS	3,805	RECOGNIZED	★★★★☆	26	27	29	LOW	5,009
	HS POINTSECONDARY SCHOOL	HARRIS	6	NOT RATED: OTHER		**	**	**	**	**
ELEMENTARY AND SECONDARY	HARRIS COUNTY JJAEP	HARRIS	4	NOT RATED: OTHER		**	**	**	**	**
<b>DEKALB ISD</b>										
ELEMENTARY	DEKALB ELEMENTARY SCHOOL	BOWIE	310	EXEMPLARY	★★★★☆	41	66	15	VERY HIGH	6,824
MIDDLE	DEKALB MIDDLE SCHOOL	BOWIE	226	RECOGNIZED	★★★★☆	50	47	51	VERY HIGH	7,290
SECONDARY	DEKALB HIGH SCHOOL	BOWIE	296	RECOGNIZED	★★★★☆	38	29	50	VERY HIGH	7,700
<b>DEL VALLE ISD</b>										
ELEMENTARY	BATY ELEMENTARY SCHOOL	TRAVIS	738	RECOGNIZED	★★★★☆	72	84	59	AVERAGE	5,616
	CREEDMOOR ELEMENTARY SCHOOL	TRAVIS	734	RECOGNIZED	★★★★☆	44	40	46	AVERAGE	5,698
	DEL VALLE ELEMENTARY SCHOOL	TRAVIS	726	RECOGNIZED	★★★★☆	63	69	53	AVERAGE	5,101
	HILLCREST ELEMENTARY SCHOOL	TRAVIS	716	RECOGNIZED	★★★★☆	64	67	58	HIGH	6,122
	HORNSBY-DUNLAP ELEMENTARY SCHOOL	TRAVIS	888	RECOGNIZED	★★★★☆	80	93	62	LOW	4,986
	POPHAM ELEMENTARY SCHOOL	TRAVIS	923	EXEMPLARY	★★★★☆	50	64	30	LOW	5,131
	SMITH ELEMENTARY SCHOOL	TRAVIS	639	EXEMPLARY	★★★★☆	98	99	86	LOW	5,795
MIDDLE	DEL VALLE MIDDLE SCHOOL	TRAVIS	986	ACADEMICALLY ACCEPTABLE	★★★★☆	23	17	34	LOW	5,025
	JOHN P OJEDA JUNIOR HIGH SCHOOL	TRAVIS	871	ACADEMICALLY ACCEPTABLE	★★★★☆	23	20	30	HIGH	5,746
	TRAVIS COUNTY JJAEP	TRAVIS	3	NOT RATED: OTHER		**	**	**	**	**
SECONDARY	DEL VALLE HIGH SCHOOL	TRAVIS	2,131	RECOGNIZED	★★★★☆	40	18	66	HIGH	5,630
ELEMENTARY AND SECONDARY	DEL VALLE OPPORTUNITY CENTER	TRAVIS	143	AEA: ACADEMICALLY ACCEPTABLE		**	**	**	VERY HIGH	13,974
<b>DELL CITY ISD</b>										
ELEMENTARY AND SECONDARY	DELL CITY SCHOOL	HUDSPETH	90	ACADEMICALLY ACCEPTABLE		5	11	5	**	**
<b>DENISON ISD</b>										
ELEMENTARY	GOLDEN RULE ELEMENTARY SCHOOL	GRAYSON	250	EXEMPLARY	★★★★☆	88	94	77	VERY HIGH	7,270
	HOUSTON ELEMENTARY SCHOOL	GRAYSON	287	EXEMPLARY	★★★★☆	62	46	73	VERY HIGH	7,496
	HYDE PARK ELEMENTARY SCHOOL	GRAYSON	265	EXEMPLARY	★★★★☆	70	42	89	AVERAGE	6,044
	LAMAR ELEMENTARY SCHOOL	GRAYSON	378	RECOGNIZED	★★★★☆	15	11	27	AVERAGE	6,050
	LAYNE ELEMENTARY SCHOOL	GRAYSON	227	EXEMPLARY	★★★★☆	63	52	71	AVERAGE	6,174
	MAYES ELEMENTARY SCHOOL	GRAYSON	248	EXEMPLARY	★★★★☆	60	43	73	LOW	5,267
	TERRELL ELEMENTARY SCHOOL	GRAYSON	460	EXEMPLARY	★★★★☆	69	69	66	LOW	5,466
MIDDLE	B MCDANIEL MIDDLE SCHOOL	GRAYSON	976	RECOGNIZED	★★★★☆	50	33	65	HIGH	5,876
SECONDARY	DENISON HIGH SCHOOL	GRAYSON	1,332	ACADEMICALLY ACCEPTABLE	★★★★☆	46	34	58	VERY LOW	5,653
	PATHWAYS HIGH SCHOOL	GRAYSON	8	AEA: ACADEMICALLY ACCEPTABLE		**	**	**	**	**
<b>DENTON ISD</b>										
ELEMENTARY	BLANTON ELEMENTARY SCHOOL	DENTON	442	EXEMPLARY		**	**	**	**	**
	BORMAN ELEMENTARY SCHOOL	DENTON	437	RECOGNIZED	★★★★☆	61	52	66	VERY HIGH	7,190
	EP RAYZOR ELEMENTARY SCHOOL	DENTON	611	EXEMPLARY	★★★★☆	81	68	88	LOW	4,578
	EVERS PARK ELEMENTARY SCHOOL	DENTON	637	ACADEMICALLY ACCEPTABLE	★★★★☆	45	45	44	HIGH	6,174
	GINNINGS ELEMENTARY SCHOOL	DENTON	578	EXEMPLARY	★★★★☆	66	66	62	HIGH	5,814
	HAWK ELEMENTARY SCHOOL	DENTON	773	EXEMPLARY	★★★★☆	96	96	93	VERY LOW	4,267
	HODGE ELEMENTARY SCHOOL	DENTON	593	RECOGNIZED	★★★★☆	69	67	69	HIGH	6,261
	HOUSTON ELEMENTARY SCHOOL	DENTON	662	EXEMPLARY	★★★★☆	78	66	85	LOW	5,015
	LEE ELEMENTARY SCHOOL	DENTON	653	ACADEMICALLY ACCEPTABLE	★★★★☆	46	42	48	LOW	5,488
	MCNAIR ELEMENTARY SCHOOL	DENTON	611	EXEMPLARY	★★★★☆	71	68	71	LOW	5,047
	NELSON ELEMENTARY SCHOOL	DENTON	526	RECOGNIZED		**	**	**	**	**
	NEWTON RAYZOR ELEMENTARY SCHOOL	DENTON	492	RECOGNIZED	★★★★☆	55	30	77	HIGH	6,772
	PALOMA CREEK ELEMENTARY SCHOOL	DENTON	501	RECOGNIZED		**	**	**	**	**
	PECAN CREEK ELEMENTARY SCHOOL	DENTON	571	EXEMPLARY	★★★★☆	73	58	83	LOW	5,079
	PROVIDENCE ELEMENTARY SCHOOL	DENTON	748	EXEMPLARY	★★★★☆	61	48	72	VERY LOW	4,415
	RIVERA ELEMENTARY SCHOOL	DENTON	680	ACADEMICALLY ACCEPTABLE	★★★★☆	55	43	65	LOW	5,417

\*\* Insufficient data

Composite Progress Percentile: ● 80-99 ● 60-79 ○ 40-59 ● 20-39 ● LESS THAN 20

SCHOOL TYPE/ DISTRICT NAME	CAMPUS NAME	COUNTY	ENROLL- MENT	2008-2009 ACCOUNTABILITY RATING	FAST RATING	COMPOSITE PROGRESS PERCENTILE	MATH PROGRESS PERCENTILE	READING PROGRESS PERCENTILE	SPENDING INDEX	ADJUSTED SPENDING PER PUPIL
<b>DENTON ISD (CONCLUDED)</b>										
	RYAN ELEMENTARY SCHOOL	DENTON	504	RECOGNIZED	★★★★★☆☆	68	64	69	LOW	\$5,859
	SAVANNAH ELEMENTARY SCHOOL	DENTON	472	EXEMPLARY	★★★★★☆☆	47	33	61	AVERAGE	5,501
	STEPHENS ELEMENTARY SCHOOL	DENTON	302	EXEMPLARY	**	**	**	**	**	**
	THE ANN WINDLE SCHOOL FOR YOUNG CHILDREN	DENTON	241	NOT RATED: OTHER	**	**	**	**	HIGH	7,765
	WILSON ELEMENTARY SCHOOL	DENTON	711	RECOGNIZED	★★★★★☆☆	87	76	91	AVERAGE	5,416
MIDDLE	CALHOUN MIDDLE SCHOOL	DENTON	612	ACADEMICALLY ACCEPTABLE	★★★★★☆☆	30	22	41	HIGH	6,928
	CROWNOVER MIDDLE SCHOOL	DENTON	876	ACADEMICALLY ACCEPTABLE	★★★★★☆☆	44	23	66	AVERAGE	4,806
	HARPOOL MIDDLE SCHOOL	DENTON	722	RECOGNIZED	**	**	**	**	**	**
	MCMATH MIDDLE SCHOOL	DENTON	769	ACADEMICALLY ACCEPTABLE	★★★★★☆☆	45	36	54	LOW	5,248
	NAVO MIDDLE SCHOOL	DENTON	887	RECOGNIZED	★★★★★☆☆	55	37	71	AVERAGE	5,426
	STRICKLAND MIDDLE SCHOOL	DENTON	876	ACADEMICALLY ACCEPTABLE	★★★★★☆☆	24	11	45	HIGH	5,766
SECONDARY	DENTON COUNTY JJAEP	DENTON	2	NOT RATED: OTHER	**	**	**	**	**	**
	DENTON HIGH SCHOOL	DENTON	1,410	ACADEMICALLY ACCEPTABLE	★★★★★☆☆	41	16	70	HIGH	6,690
	FRED MOORE HIGH SCHOOL	DENTON	38	AEA: ACADEMICALLY ACCEPTABLE	**	**	**	**	HIGH	13,577
	GUYER HIGH SCHOOL	DENTON	2,201	RECOGNIZED	★★★★★☆☆	44	23	66	HIGH	5,328
	RYAN HIGH SCHOOL	DENTON	1,754	ACADEMICALLY ACCEPTABLE	★★★★★☆☆	25	23	30	LOW	6,045
ELEMENTARY AND SECONDARY	JOE DALE SPARKS CAMPUS	DENTON	52	AEA: ACADEMICALLY ACCEPTABLE	**	**	**	**	HIGH	12,436
	LESTER DAVIS DAEP HIGH SCHOOL	DENTON	72	NOT RATED: OTHER	**	**	**	**	**	**
<b>DENVER CITY ISD</b>										
ELEMENTARY	KELLEY/DODSON ELEMENTARY SCHOOL	YOAKUM	861	RECOGNIZED	★★★★★☆☆	69	63	73	AVERAGE	7,241
MIDDLE	WILLIAM G GRAVITT JUNIOR HIGH SCHOOL	YOAKUM	281	ACADEMICALLY ACCEPTABLE	★★★★★☆☆	59	69	43	HIGH	8,114
SECONDARY	DENVER CITY HIGH SCHOOL	YOAKUM	391	RECOGNIZED	★★★★★☆☆	40	28	53	HIGH	10,147
<b>DESOTO ISD</b>										
ELEMENTARY	AMBER TERRACE ELEMENTARY SCHOOL	DALLAS	544	ACADEMICALLY ACCEPTABLE	★★★★★☆☆	85	84	83	LOW	4,576
	COCKRELL HILL ELEMENTARY SCHOOL	DALLAS	588	RECOGNIZED	★★★★★☆☆	62	62	58	VERY LOW	4,633
	FRANK D MOATES ELEMENTARY SCHOOL	DALLAS	627	RECOGNIZED	★★★★★☆☆	49	56	37	VERY LOW	4,624
	NORTHSIDE ELEMENTARY SCHOOL	DALLAS	491	RECOGNIZED	★★★★★☆☆	54	50	55	AVERAGE	5,310
	RUBY YOUNG ELEMENTARY SCHOOL	DALLAS	576	EXEMPLARY	★★★★★☆☆	75	75	74	VERY LOW	4,733
	THE MEADOWS ELEMENTARY SCHOOL	DALLAS	470	ACADEMICALLY ACCEPTABLE	★★★★★☆☆	36	30	44	VERY LOW	4,862
	WOODRIDGE ELEMENTARY SCHOOL	DALLAS	598	ACADEMICALLY ACCEPTABLE	★★★★★☆☆	62	73	45	VERY LOW	4,463
MIDDLE	CURTISTENE S MCCOWAN MIDDLE SCHOOL	DALLAS	904	ACADEMICALLY ACCEPTABLE	**	**	**	**	**	**
	DESOTO EAST MIDDLE SCHOOL	DALLAS	570	ACADEMICALLY ACCEPTABLE	★★★★★☆☆	53	33	71	LOW	5,386
	DESOTO WEST MIDDLE SCHOOL	DALLAS	733	ACADEMICALLY ACCEPTABLE	★★★★★☆☆	8	3	32	LOW	4,842
SECONDARY	DESOTO HIGH SCHOOL	DALLAS	1,967	ACADEMICALLY ACCEPTABLE	★★★★★☆☆	12	4	35	LOW	5,260
	DESOTO HIGH SCHOOL FRESHMAN CAMPUS	DALLAS	842	RECOGNIZED	★★★★★☆☆	36	48	23	VERY LOW	4,089
	PASS LEARNING CENTER JJAEP	DALLAS	6	NOT RATED: OTHER	**	**	**	**	**	**
<b>DETROIT ISD</b>										
ELEMENTARY	DETROIT ELEMENTARY SCHOOL	RED RIVER	252	RECOGNIZED	★★★★★☆☆	6	10	7	VERY HIGH	10,757
MIDDLE	DETROIT JUNIOR HIGH SCHOOL	RED RIVER	91	ACADEMICALLY ACCEPTABLE	★★★★★☆☆	9	2	34	LOW	6,271
SECONDARY	DETROIT HIGH SCHOOL	RED RIVER	157	ACADEMICALLY ACCEPTABLE	★★★★★☆☆	30	17	50	AVERAGE	8,848
<b>DEVERS ISD</b>										
ELEMENTARY	DEVERS ELEMENTARY SCHOOL	LIBERTY	92	EXEMPLARY	★★★★★☆☆	69	68	66	VERY HIGH	9,433
MIDDLE	DEVERS JUNIOR HIGH SCHOOL	LIBERTY	54	EXEMPLARY	★★★★★☆☆	33	17	55	VERY HIGH	10,866
<b>DEVINE ISD</b>										
ELEMENTARY	DEVINE INTERMEDIATE SCHOOL	MEDINA	415	RECOGNIZED	★★★★★☆☆	52	68	30	HIGH	6,020
	JOHN J CIAVARRA ELEMENTARY SCHOOL	MEDINA	527	RECOGNIZED	**	**	**	**	AVERAGE	5,678
MIDDLE	ATASCOSA COUNTY JJAEP	MEDINA	1	NOT RATED: OTHER	**	**	**	**	**	**
	DEVINE MIDDLE SCHOOL	MEDINA	442	ACADEMICALLY ACCEPTABLE	★★★★★☆☆	23	15	38	HIGH	5,636
SECONDARY	DEVINE HIGH SCHOOL	MEDINA	533	ACADEMICALLY ACCEPTABLE	★★★★★☆☆	33	18	54	HIGH	6,224
ELEMENTARY AND SECONDARY	BIGFOOT ALTERNATIVE CENTER	MEDINA	10	NOT RATED: OTHER	**	**	**	**	**	**
<b>DEW ISD</b>										
ELEMENTARY	DEW ELEMENTARY SCHOOL	FREESTONE	164	RECOGNIZED	★★★★★☆☆	36	18	59	AVERAGE	8,219

\*\* Insufficient data

Composite Progress Percentile: ● 80-99 ● 60-79 ○ 40-59 ● 20-39 ● LESS THAN 20

SCHOOL TYPE/ DISTRICT NAME	CAMPUS NAME	COUNTY	ENROLL- MENT	2008-2009 ACCOUNTABILITY RATING	FAST RATING	COMPOSITE PROGRESS PERCENTILE	MATH PROGRESS PERCENTILE	READING PROGRESS PERCENTILE	SPENDING INDEX	ADJUSTED SPENDING PER PUPIL
<b>DEWEYVILLE ISD</b>										
ELEMENTARY	DEWEYVILLE ELEMENTARY SCHOOL	NEWTON	316	RECOGNIZED	★★★★☆	35	73	6	LOW	\$6,838
MIDDLE	DEWEYVILLE MIDDLE SCHOOL	NEWTON	157	RECOGNIZED	★★★★☆	35	51	19	VERY HIGH	9,979
SECONDARY	DEWEYVILLE HIGH SCHOOL	NEWTON	230	RECOGNIZED	★★★★☆	18	27	14	AVERAGE	8,871
<b>D'HANIS ISD</b>										
ELEMENTARY AND SECONDARY	D'HANIS SCHOOL	MEDINA	321	RECOGNIZED	★★★★☆	20	11	37	LOW	7,549
<b>DIBOLL ISD</b>										
ELEMENTARY	DIBOLL PRIMARY SCHOOL	ANGELINA	422	RECOGNIZED	**	**	**	**	HIGH	5,818
	TEMPLE ELEMENTARY SCHOOL	ANGELINA	557	RECOGNIZED	★★★★☆	63	59	65	VERY LOW	5,812
MIDDLE	DIBOLL JUNIOR HIGH SCHOOL	ANGELINA	372	ACADEMICALLY ACCEPTABLE	★★★★☆	39	55	21	VERY LOW	6,683
SECONDARY	DIBOLL DAEP	ANGELINA	10	NOT RATED: OTHER	**	**	**	**	**	**
	STUBBLEFIELD LEARNING CENTER	ANGELINA	13	NOT RATED: OTHER	**	**	**	**	**	**
ELEMENTARY AND SECONDARY	DIBOLL HIGH SCHOOL	ANGELINA	459	RECOGNIZED	★★★★☆	24	28	23	VERY LOW	7,203
<b>DICKINSON ISD</b>										
ELEMENTARY	BAY COLONY ELEMENTARY SCHOOL	GALVESTON	934	RECOGNIZED	★★★★☆	55	57	50	LOW	4,528
	HUGHES ROAD ELEMENTARY SCHOOL	GALVESTON	784	RECOGNIZED	★★★★☆	92	97	78	LOW	4,920
	JAKE SILBERNAGEL ELEMENTARY SCHOOL	GALVESTON	873	EXEMPLARY	★★★★☆	96	97	91	LOW	4,886
	KENNETH E LITTLE ELEMENTARY SCHOOL	GALVESTON	749	EXEMPLARY	★★★★☆	19	10	38	AVERAGE	5,163
	SAN LEON ELEMENTARY SCHOOL	GALVESTON	556	EXEMPLARY	**	**	**	**	**	**
MIDDLE	DUNBAR MIDDLE SCHOOL	GALVESTON	619	RECOGNIZED	★★★★☆	90	97	73	LOW	5,307
	JOHN AND SHAMARION BARBER MIDDLE SCHOOL	GALVESTON	568	RECOGNIZED	★★★★☆	14	15	19	AVERAGE	5,009
	RD MCADAMS JUNIOR HIGH	GALVESTON	1,163	ACADEMICALLY ACCEPTABLE	★★★★☆	5	16	3	VERY LOW	4,389
	TRANSFORMING LIVES COOP	GALVESTON	5	NOT RATED: OTHER	**	**	**	**	**	**
SECONDARY	DICKINSON HIGH SCHOOL	GALVESTON	2,232	ACADEMICALLY ACCEPTABLE	★★★★☆	36	39	34	AVERAGE	4,981
	GALVESTON COUNTY DETENTION CENTER	GALVESTON	26	NOT RATED: OTHER	**	**	**	**	AVERAGE	7,040
ELEMENTARY AND SECONDARY	GALVESTON COUNTY JJAEP	GALVESTON	8	NOT RATED: OTHER	**	**	**	**	**	**
<b>DILLEY ISD</b>										
ELEMENTARY	DILLEY ELEMENTARY SCHOOL	FRIIO	449	RECOGNIZED	★★★★☆	55	77	26	VERY HIGH	8,537
MIDDLE	MARY HARPER MIDDLE SCHOOL	FRIIO	179	ACADEMICALLY ACCEPTABLE	★★★★☆	34	71	6	VERY HIGH	10,951
SECONDARY	BIG FOOT DAEP	FRIIO	3	NOT RATED: OTHER	**	**	**	**	**	**
	DILLEY HIGH SCHOOL	FRIIO	256	ACADEMICALLY ACCEPTABLE	★★★★☆	3	9	2	VERY HIGH	12,570
<b>DIME BOX ISD</b>										
ELEMENTARY AND SECONDARY	DIME BOX SCHOOL	LEE	168	ACADEMICALLY ACCEPTABLE	★★★★☆	62	72	46	AVERAGE	9,375
<b>DIMMITT ISD</b>										
ELEMENTARY	RICHARDSON ELEMENTARY SCHOOL	CASTRO	521	RECOGNIZED	★★★★☆	71	92	39	LOW	6,359
MIDDLE	DIMMITT MIDDLE SCHOOL	CASTRO	346	ACADEMICALLY ACCEPTABLE	★★★★☆	27	18	40	HIGH	8,359
SECONDARY	DIMMITT HIGH SCHOOL	CASTRO	275	ACADEMICALLY ACCEPTABLE	★★★★☆	21	26	20	AVERAGE	9,498
<b>DIVIDE ISD</b>										
ELEMENTARY	DIVIDE ELEMENTARY SCHOOL	KERR	16	EXEMPLARY	**	**	**	**	**	**
<b>DODD CITY ISD</b>										
ELEMENTARY AND SECONDARY	DODD CITY SCHOOL	FANNIN	310	EXEMPLARY	★★★★☆	58	51	62	LOW	6,735
<b>DONNA ISD</b>										
ELEMENTARY	AM OCHOA ELEMENTARY	HIDALGO	499	RECOGNIZED	★★★★☆	75	62	83	HIGH	6,440
	C STAINKE ELEMENTARY SCHOOL	HIDALGO	457	RECOGNIZED	★★★★☆	88	94	79	HIGH	6,455
	CAPT D SALINAS II ELEMENTARY SCHOOL	HIDALGO	757	RECOGNIZED	★★★★☆	37	31	44	HIGH	5,403
	DANIEL SINGLETERRY SR ELEMENTARY SCHOOL	HIDALGO	686	ACADEMICALLY ACCEPTABLE	★★★★☆	67	75	55	AVERAGE	5,389
	ELOY GARZA SALAZAR ELEMENTARY SCHOOL	HIDALGO	676	RECOGNIZED	★★★★☆	81	83	77	AVERAGE	5,729
	GUZMAN ELEMENTARY SCHOOL	HIDALGO	413	ACADEMICALLY ACCEPTABLE	★★★★☆	75	95	39	VERY HIGH	6,355
	JULIAN S ADAME ELEMENTARY SCHOOL	HIDALGO	718	ACADEMICALLY ACCEPTABLE		**	**	**	**	**
	JW CAREERS ELEMENTARY SCHOOL	HIDALGO	541	RECOGNIZED	★★★★☆	97	95	97	HIGH	5,878
	LE NOIR ELEMENTARY SCHOOL	HIDALGO	620	RECOGNIZED	★★★★☆	39	61	17	HIGH	5,910

\*\* Insufficient data

Composite Progress Percentile: ● 80-99 ● 60-79 ○ 40-59 ● 20-39 ● LESS THAN 20



SCHOOL TYPE/ DISTRICT NAME	CAMPUS NAME	COUNTY	ENROLL- MENT	2008-2009 ACCOUNTABILITY RATING	FAST RATING	COMPOSITE PROGRESS PERCENTILE	MATH PROGRESS PERCENTILE	READING PROGRESS PERCENTILE	SPENDING INDEX	ADJUSTED SPENDING PER PUPIL
<b>DONNA ISD (CONCLUDED)</b>										
	M RIVAS ELEMENTARY SCHOOL	HIDALGO	518	ACADEMICALLY ACCEPTABLE	★★★★★☆☆	33	46	21	HIGH	\$5,743
	MARIA ALICIA P MUNOZ ELEMENTARY SCHOOL	HIDALGO	885	RECOGNIZED	★★★★★☆☆	82	81	80	LOW	5,052
	PATRICIA S GARZA ELEMENTARY SCHOOL	HIDALGO	724	RECOGNIZED	★★★★★☆☆	92	90	90	LOW	5,570
	RUNN ELEMENTARY SCHOOL	HIDALGO	377	RECOGNIZED	★★★★★☆☆	91	97	77	VERY HIGH	6,466
	T PRICE ELEMENTARY SCHOOL	HIDALGO	518	RECOGNIZED	★★★★★☆☆	59	82	28	AVERAGE	5,849
MIDDLE	AP SOLIS MIDDLE AXHOO	HIDALGO	744	ACADEMICALLY ACCEPTABLE	★★★★★☆☆	3	33	1	VERY HIGH	7,527
	DORA M SAUCEDA MIDDLE SCHOOL	HIDALGO	1,037	ACADEMICALLY ACCEPTABLE	★★★★★☆☆	9	35	3	HIGH	6,757
	VETERANS MIDDLE SCHOOL	HIDALGO	1,188	ACADEMICALLY ACCEPTABLE	★★★★★☆☆	16	36	7	HIGH	6,104
SECONDARY	3D ACADEMY	HIDALGO	114	AEA: ACADEMICALLY ACCEPTABLE	**	**	**	**	**	**
	DONNA HIGH SCHOOL	HIDALGO	2,108	RECOGNIZED	★★★★★☆☆	16	34	8	VERY HIGH	10,670
	HIDALGO COUNTY JJAEP	HIDALGO	10	NOT RATED: OTHER	**	**	**	**	**	**
	WA TODD 9TH GRADE CAMPUS	HIDALGO	968	RECOGNIZED	★★★★★☆☆	70	74	63	HIGH	6,692
<b>DOSS CONSOLIDATED CSD</b>										
ELEMENTARY	DOSS ELEMENTARY SCHOOL	GILLESPIE	25	EXEMPLARY	**	**	**	**	**	**
<b>DOUGLASS ISD</b>										
ELEMENTARY AND SECONDARY	DOUGLASS SCHOOL	NACOGDOCHES	368	EXEMPLARY	★★★★★☆☆	45	42	46	VERY LOW	6,110
<b>DR ML GARZA-GONZALEZ CHARTER SCHOOL (C)</b>										
ELEMENTARY	ACCELERATED LEARNING CENTER – GULF COAST COUNSEL OF LA RAZA (C)	NUECES	120	NOT RATED: OTHER	**	**	**	**	VERY LOW	2,152
SECONDARY	GULF COAST COUNCIL OF LA RAZA INSTITUTE OF TECHNOLOGY (C)	NUECES	58	AEA: ACADEMICALLY UNACCEPTABLE	**	**	**	**	**	**
ELEMENTARY AND SECONDARY	DR ML GARZA-GONZALEZ CHARTER SCHOOL – GULF COAST COUNSEL OF LA RAZA (C)	NUECES	92	AEA: ACADEMICALLY UNACCEPTABLE	**	**	**	**	AVERAGE	7,219
<b>DRAW ACADEMY (C)</b>										
ELEMENTARY	DRAW ACADEMY (C)	HARRIS	264	ACADEMICALLY ACCEPTABLE	**	**	**	**	LOW	5,953
<b>DRIPPING SPRINGS ISD</b>										
ELEMENTARY	DRIPPING SPRINGS ELEMENTARY SCHOOL	HAYS	585	RECOGNIZED	★★★★★☆☆	90	73	96	LOW	5,301
	ROOSTER SPRINGS ELEMENTARY SCHOOL	HAYS	793	EXEMPLARY	**	**	**	**	**	**
	WALNUT SPRINGS ELEMENTARY SCHOOL	HAYS	551	EXEMPLARY	★★★★★☆☆	88	78	92	HIGH	5,218
MIDDLE	DRIPPING SPRINGS MIDDLE SCHOOL	HAYS	973	RECOGNIZED	★★★★★☆☆	39	51	25	LOW	4,643
SECONDARY	DRIPPING SPRINGS HIGH SCHOOL	HAYS	1,226	RECOGNIZED	★★★★★☆☆	40	26	57	VERY LOW	4,649
<b>DRISCOLL ISD</b>										
ELEMENTARY	DRISCOLL ELEMENTARY SCHOOL	NUECES	182	EXEMPLARY	★★★★★☆☆	53	64	36	VERY HIGH	7,655
MIDDLE	DRISCOLL MIDDLE SCHOOL	NUECES	89	RECOGNIZED	★★★★★☆☆	35	35	35	VERY HIGH	8,387
<b>DUBLIN ISD</b>										
ELEMENTARY	DUBLIN ELEMENTARY SCHOOL	ERATH	411	ACADEMICALLY ACCEPTABLE	**	**	**	**	LOW	5,168
	DUBLIN INTERMEDIATE SCHOOL	ERATH	326	ACADEMICALLY ACCEPTABLE	★★★★★☆☆	47	40	51	VERY LOW	5,297
MIDDLE	DUBLIN MIDDLE SCHOOL	ERATH	261	ACADEMICALLY ACCEPTABLE	★★★★★☆☆	8	16	6	AVERAGE	7,570
SECONDARY	DUBLIN HIGH SCHOOL	ERATH	317	RECOGNIZED	★★★★★☆☆	47	53	38	LOW	7,440
<b>DUMAS ISD</b>										
ELEMENTARY	CACTUS ELEMENTARY SCHOOL	MOORE	481	RECOGNIZED	★★★★★☆☆	80	89	66	LOW	7,512
	GREEN ACRES ELEMENTARY SCHOOL	MOORE	589	RECOGNIZED	★★★★★☆☆	79	88	67	VERY LOW	6,339
	HILLCREST ELEMENTARY SCHOOL	MOORE	382	EXEMPLARY	★★★★★☆☆	79	80	76	VERY HIGH	7,146
	MORNINGSIDE ELEMENTARY SCHOOL	MOORE	567	RECOGNIZED	★★★★★☆☆	86	83	85	HIGH	7,383
	SUNSET ELEMENTARY SCHOOL	MOORE	535	RECOGNIZED	★★★★★☆☆	56	49	61	LOW	6,568
MIDDLE	DUMAS JUNIOR HIGH SCHOOL	MOORE	608	ACADEMICALLY ACCEPTABLE	★★★★★☆☆	28	28	30	HIGH	8,111
SECONDARY	CHAMPS	MOORE	38	AEA: ACADEMICALLY ACCEPTABLE	**	**	**	**	**	**
	DUMAS HIGH SCHOOL	MOORE	1,065	RECOGNIZED	★★★★★☆☆	17	18	20	LOW	7,125
<b>DUNCANVILLE ISD</b>										
ELEMENTARY	CENTRAL ELEMENTARY SCHOOL	DALLAS	567	EXEMPLARY	★★★★★☆☆	51	55	43	VERY LOW	4,604
	CHARLES ACTON ELEMENTARY SCHOOL	DALLAS	534	EXEMPLARY	★★★★★☆☆	88	88	86	VERY LOW	4,169
	CJ & ANNE HYMAN ELEMENTARY SCHOOL	DALLAS	567	EXEMPLARY	★★★★★☆☆	94	93	92	VERY LOW	4,329
	CLINT Q SMITH ELEMENTARY SCHOOL	DALLAS	494	EXEMPLARY	★★★★★☆☆	46	45	43	VERY LOW	4,213
	FAIRMEADOWS ELEMENTARY SCHOOL	DALLAS	562	EXEMPLARY	★★★★★☆☆	25	18	37	VERY LOW	4,273

\*\* Insufficient data

Composite Progress Percentile: ● 80-99 ● 60-79 ○ 40-59 ● 20-39 ● LESS THAN 20

SCHOOL TYPE/ DISTRICT NAME	CAMPUS NAME	COUNTY	ENROLL- MENT	2008-2009 ACCOUNTABILITY RATING	FAST RATING	COMPOSITE PROGRESS PERCENTILE	MATH PROGRESS PERCENTILE	READING PROGRESS PERCENTILE	SPENDING INDEX	ADJUSTED SPENDING PER PUPIL
<b>DUNCANVILLE ISD (CONCLUDED)</b>										
	JAMES R BILHARTZ JR ELEMENTARY SCHOOL	DALLAS	603	EXEMPLARY	★★★★★	74	79	69	VERY LOW	\$4,372
	MERRIFIELD ELEMENTARY SCHOOL	DALLAS	573	EXEMPLARY	★★★★★	49	33	65	VERY LOW	4,009
	S GUS ALEXANDER JR ELEMENTARY SCHOOL	DALLAS	572	EXEMPLARY	★★★★★	56	58	51	VERY LOW	4,260
	WILLIAM LEE HASTINGS ELEMENTARY SCHOOL	DALLAS	526	RECOGNIZED	★★★★★	55	56	52	VERY LOW	4,182
MIDDLE	GLENN C HARDIN INTERMEDIATE SCHOOL	DALLAS	585	ACADEMICALLY ACCEPTABLE	★★★★★	45	45	42	VERY LOW	4,321
	GRACE R BRANDENBURG INTERMEDIATE SCHOOL	DALLAS	567	EXEMPLARY	★★★★★	90	75	95	LOW	4,756
	GW KENNEMER MIDDLE SCHOOL	DALLAS	698	RECOGNIZED	★★★★★	31	37	26	VERY LOW	4,602
	H BOB DANIEL SR INTERMEDIATE SCHOOL	DALLAS	692	RECOGNIZED	★★★★★	31	19	49	VERY LOW	4,217
	J HERMAN REED MIDDLE SCHOOL	DALLAS	610	ACADEMICALLY ACCEPTABLE	★★★★★	15	28	11	AVERAGE	5,420
	WILLIAM H BYRD MIDDLE SCHOOL	DALLAS	705	RECOGNIZED	★★★★★	41	23	61	VERY LOW	4,378
SECONDARY	DUNCANVILLE HIGH SCHOOL	DALLAS	3,673	ACADEMICALLY ACCEPTABLE	★★★★★	9	5	22	VERY LOW	4,501
	MARY E SMITHEY PACE LEARNING CENTER	DALLAS	94	AEA: ACADEMICALLY ACCEPTABLE	**	**	**	**	LOW	8,535
	PASS LEARNING CENTER JJAEP	DALLAS	15	NOT RATED: OTHER	**	**	**	**	**	**
<b>EAGLE ADVANTAGE SCHOOLS (C)</b>										
ELEMENTARY AND SECONDARY	ADVANTAGE ACADEMY (C)	DALLAS	1,496	ACADEMICALLY ACCEPTABLE	★★★★★	13	6	30	VERY LOW	4,012
<b>EAGLE MT-SAGINAW ISD</b>										
ELEMENTARY	BRYSON ELEMENTARY SCHOOL	TARRANT	604	RECOGNIZED	★★★★★	66	73	56	HIGH	5,219
	CHISHOLM RIDGE ELEMENTARY SCHOOL	TARRANT	699	RECOGNIZED	★★★★★	70	49	84	LOW	4,629
	COMANCHE SPRINGS ELEMENTARY SCHOOL	TARRANT	334	EXEMPLARY	**	**	**	**	**	**
	EAGLE MOUNTAIN ELEMENTARY SCHOOL	TARRANT	479	EXEMPLARY	★★★★★	62	52	68	LOW	5,158
	ELKINS ELEMENTARY SCHOOL	TARRANT	407	ACADEMICALLY ACCEPTABLE	★★★★★	39	27	54	AVERAGE	5,157
	GREENFIELD ELEMENTARY SCHOOL	TARRANT	762	EXEMPLARY	★★★★★	92	96	84	VERY LOW	4,534
	HIGH COUNTRY ELEMENTARY SCHOOL	TARRANT	737	EXEMPLARY	★★★★★	59	43	72	VERY LOW	4,260
	LA GILILLAND ELEMENTARY SCHOOL	TARRANT	546	EXEMPLARY	★★★★★	53	62	39	AVERAGE	5,473
	LAKE POINTE ELEMENTARY SCHOOL	TARRANT	529	RECOGNIZED	**	**	**	**	**	**
	NORTHBROOK ELEMENTARY SCHOOL	TARRANT	602	ACADEMICALLY ACCEPTABLE	**	**	**	**	**	**
	PARKVIEW ELEMENTARY SCHOOL	TARRANT	666	RECOGNIZED	**	**	**	**	**	**
	REMINGTON POINT ELEMENTARY SCHOOL	TARRANT	647	ACADEMICALLY ACCEPTABLE	★★★★★	61	58	62	VERY LOW	4,433
	SAGINAW ELEMENTARY SCHOOL	TARRANT	567	RECOGNIZED	★★★★★	57	37	73	AVERAGE	5,414
	WELDON HAFLEY DEVELOPMENT CENTER	TARRANT	229	NOT RATED: OTHER	**	**	**	**	LOW	4,731
MIDDLE	CREEKVIEW MIDDLE SCHOOL	TARRANT	731	ACADEMICALLY ACCEPTABLE	★★★★★	52	42	61	LOW	5,209
	HIGHLAND MIDDLE SCHOOL	TARRANT	1,031	RECOGNIZED	★★★★★	62	39	78	AVERAGE	4,687
	PRAIRIE VISTA MIDDLE SCHOOL	TARRANT	805	ACADEMICALLY ACCEPTABLE	**	**	**	**	**	**
	WAYSIDE MIDDLE SCHOOL	TARRANT	961	ACADEMICALLY ACCEPTABLE	★★★★★	30	24	39	HIGH	5,050
SECONDARY	BOSWELL HIGH SCHOOL	TARRANT	1,790	ACADEMICALLY ACCEPTABLE	★★★★★	37	22	58	HIGH	5,518
	SAGINAW HIGH SCHOOL	TARRANT	1,971	ACADEMICALLY ACCEPTABLE	★★★★★	35	19	56	AVERAGE	5,176
	TARRANT COUNTY JJAEP	TARRANT	4	NOT RATED: OTHER	**	**	**	**	**	**
	WATSON LEARNING CENTER	TARRANT	86	AEA: ACADEMICALLY ACCEPTABLE	**	**	**	**	VERY HIGH	10,891
ELEMENTARY AND SECONDARY	ALTERNATIVE DISCIPLINE CAMPUS	TARRANT	48	NOT RATED: OTHER	**	**	**	**	HIGH	12,116
<b>EAGLE PASS ISD</b>										
ELEMENTARY	BENAVIDES HEIGHTS ELEMENTARY SCHOOL	MAVERICK	396	RECOGNIZED	★★★★★	65	69	56	HIGH	8,213
	DENA KELSO GRAVES ELEMENTARY SCHOOL	MAVERICK	681	EXEMPLARY	★★★★★	97	97	94	LOW	6,001
	EARLY CHILDHOOD CENTER	MAVERICK	520	NOT RATED: OTHER	**	**	**	**	VERY HIGH	6,397
	HENRY B GONZALEZ ELEMENTARY SCHOOL	MAVERICK	462	RECOGNIZED	★★★★★	63	78	41	AVERAGE	6,744
	KENNEDY ELEMENTARY SCHOOL	MAVERICK	332	NOT RATED: OTHER	**	**	**	**	HIGH	6,612
	LANGUAGE DEVELOPMENT CENTER – EAGLE PASS	MAVERICK	501	NOT RATED: OTHER	**	**	**	**	VERY HIGH	6,596
	LIBERTY ELEMENTARY SCHOOL	MAVERICK	648	EXEMPLARY	★★★★★	97	92	97	VERY LOW	5,568
	MAUDE MAE KIRCHNER ELEMENTARY SCHOOL	MAVERICK	116	EXEMPLARY	★★★★★	88	86	87	HIGH	10,845
	NELLIE MAE GLASS ELEMENTARY SCHOOL	MAVERICK	519	EXEMPLARY	★★★★★	96	95	95	AVERAGE	7,418
	PETE GALLEGU ELEMENTARY SCHOOL	MAVERICK	435	EXEMPLARY	★★★★★	92	88	92	HIGH	7,528
	RAY H DARR ELEMENTARY SCHOOL	MAVERICK	478	RECOGNIZED	★★★★★	88	90	82	HIGH	7,874

\*\* Insufficient data

Composite Progress Percentile: ● 80-99 ● 60-79 ○ 40-59 ◐ 20-39 ● LESS THAN 20

SCHOOL TYPE/ DISTRICT NAME	CAMPUS NAME	COUNTY	ENROLL- MENT	2008-2009 ACCOUNTABILITY RATING	FAST RATING	COMPOSITE PROGRESS PERCENTILE	MATH PROGRESS PERCENTILE	READING PROGRESS PERCENTILE	SPENDING INDEX	ADJUSTED SPENDING PER PUPIL
<b>EAGLE PASS ISD (CONCLUDED)</b>										
	ROBERT E LEE ELEMENTARY SCHOOL	MAVERICK	490	RECOGNIZED	★★★★★☆☆	75	76	73	AVERAGE	\$7,328
	ROSITA VALLEY ELEMENTARY SCHOOL	MAVERICK	476	RECOGNIZED	★★★★★☆☆	60	66	50	VERY HIGH	8,393
	ROSITA VALLEY LITERACY ACADEMY	MAVERICK	204	NOT RATED: OTHER	**	**	**	**	HIGH	6,658
	SAM HOUSTON ELEMENTARY SCHOOL	MAVERICK	472	RECOGNIZED	★★★★★☆☆	82	82	79	AVERAGE	6,818
	SAN LUIS ELEMENTARY SCHOOL	MAVERICK	545	RECOGNIZED	★★★★★☆☆	74	76	72	AVERAGE	6,732
	SECO MINES ELEMENTARY SCHOOL	MAVERICK	418	EXEMPLARY	★★★★★☆☆	90	97	73	HIGH	8,236
	STEPHEN F AUSTIN ELEMENTARY SCHOOL	MAVERICK	249	RECOGNIZED	★★★★★☆☆	71	72	69	HIGH	9,622
MIDDLE	EAGLE PASS JUNIOR HIGH SCHOOL	MAVERICK	1,052	RECOGNIZED	★★★★★☆☆	12	17	12	HIGH	6,820
	MEMORIAL JUNIOR HIGH SCHOOL	MAVERICK	1,058	ACADEMICALLY ACCEPTABLE	★★★★★☆☆	24	24	29	VERY HIGH	7,486
SECONDARY	CC WINN HIGH SCHOOL	MAVERICK	1,982	RECOGNIZED	★★★★★☆☆	18	23	17	VERY LOW	6,944
	DAEP	MAVERICK	54	NOT RATED: OTHER	**	**	**	**	**	**
	EAGLE PASS HIGH SCHOOL	MAVERICK	1,971	RECOGNIZED	★★★★★☆☆	50	45	52	LOW	6,976
<b>EVANES ISD</b>										
ELEMENTARY	BARTON CREEK ELEMENTARY SCHOOL	TRAVIS	473	EXEMPLARY	★★★★★☆☆	93	76	97	LOW	6,144
	BRIDGE POINT ELEMENTARY SCHOOL	TRAVIS	740	EXEMPLARY	★★★★★☆☆	77	53	90	AVERAGE	5,383
	CEDAR CREEK ELEMENTARY SCHOOL	TRAVIS	411	EXEMPLARY	★★★★★☆☆	65	54	73	VERY HIGH	7,431
	EVANES ELEMENTARY SCHOOL	TRAVIS	493	EXEMPLARY	★★★★★☆☆	91	83	94	VERY HIGH	6,694
	FOREST TRAIL ELEMENTARY SCHOOL	TRAVIS	614	EXEMPLARY	★★★★★☆☆	84	70	91	AVERAGE	6,211
	VALLEY VIEW ELEMENTARY SCHOOL	TRAVIS	443	EXEMPLARY	★★★★★☆☆	92	78	96	HIGH	6,559
MIDDLE	HILL COUNTRY MIDDLE SCHOOL	TRAVIS	874	EXEMPLARY	★★★★★☆☆	65	60	67	HIGH	6,085
	WEST RIDGE MIDDLE SCHOOL	TRAVIS	844	EXEMPLARY	★★★★★☆☆	63	57	65	HIGH	6,399
SECONDARY	WESTLAKE HIGH SCHOOL	TRAVIS	2,438	EXEMPLARY	★★★★★☆☆	62	53	66	VERY HIGH	5,902
<b>EARLY ISD</b>										
ELEMENTARY	EARLY ELEMENTARY SCHOOL	BROWN	294	EXEMPLARY	★★★★★☆☆	61	47	72	LOW	6,132
	EARLY PRIMARY SCHOOL	BROWN	295	EXEMPLARY	**	**	**	**	HIGH	5,730
MIDDLE	EARLY MIDDLE SCHOOL	BROWN	295	RECOGNIZED	★★★★★☆☆	31	45	19	LOW	6,776
SECONDARY	EARLY HIGH SCHOOL	BROWN	384	RECOGNIZED	★★★★★☆☆	51	41	59	AVERAGE	7,698
<b>EAST BERNARD ISD</b>										
ELEMENTARY	EAST BERNARD ELEMENTARY SCHOOL	WHARTON	390	RECOGNIZED	★★★★★☆☆	78	94	55	VERY LOW	5,596
MIDDLE	EAST BERNARD JUNIOR HIGH SCHOOL	WHARTON	268	ACADEMICALLY ACCEPTABLE	★★★★★☆☆	44	34	54	VERY LOW	6,290
SECONDARY	EAST BERNARD HIGH SCHOOL	WHARTON	270	RECOGNIZED	★★★★★☆☆	29	24	37	LOW	8,681
<b>EAST CENTRAL ISD</b>										
ELEMENTARY	EAST CENTRAL DEVELOPMENT CENTER	BEXAR	344	NOT RATED: OTHER	**	**	**	**	HIGH	8,015
	HARMONY ELEMENTARY SCHOOL	BEXAR	502	RECOGNIZED	**	**	**	**	HIGH	5,998
	HIGHLAND FOREST ELEMENTARY SCHOOL	BEXAR	618	RECOGNIZED	**	**	**	**	VERY HIGH	5,595
	JOHN GLENN ELEMENTARY SCHOOL	BEXAR	533	EXEMPLARY	**	**	**	**	VERY HIGH	6,118
	OAK CREST INTERMEDIATE SCHOOL	BEXAR	679	RECOGNIZED	★★★★★☆☆	35	50	20	AVERAGE	5,219
	PECAN VALLEY ELEMENTARY SCHOOL	BEXAR	435	EXEMPLARY	**	**	**	**	VERY HIGH	7,103
	SALADO INTERMEDIATE SCHOOL	BEXAR	697	ACADEMICALLY ACCEPTABLE	★★★★★☆☆	22	51	6	AVERAGE	5,191
	SINCLAIR ELEMENTARY SCHOOL	BEXAR	582	EXEMPLARY	**	**	**	**	AVERAGE	5,774
MIDDLE	BEXAR COUNTY JJAEP – EAST CENTRAL ISD	BEXAR	2	NOT RATED: OTHER	**	**	**	**	**	**
	EAST CENTRAL HERITAGE MIDDLE SCHOOL	BEXAR	1,053	ACADEMICALLY ACCEPTABLE	★★★★★☆☆	13	26	8	HIGH	5,591
	LEGACY MIDDLE SCHOOL	BEXAR	1,110	ACADEMICALLY ACCEPTABLE	★★★★★☆☆	15	9	29	AVERAGE	5,098
SECONDARY	EAST CENTRAL HIGH SCHOOL	BEXAR	2,427	ACADEMICALLY ACCEPTABLE	★★★★★☆☆	13	7	28	AVERAGE	5,614
ELEMENTARY AND SECONDARY	BEXAR COUNTY LEARNING CENTER	BEXAR	96	AEA: ACADEMICALLY ACCEPTABLE	**	**	**	**	AVERAGE	10,447
<b>EAST CHAMBERS ISD</b>										
ELEMENTARY	EAST CHAMBERS ELEMENTARY SCHOOL	CHAMBERS	524	RECOGNIZED	★★★★★☆☆	2	10	1	VERY LOW	4,563
MIDDLE	ADAPTIVE BEHAVIOR	CHAMBERS	1	NOT RATED: OTHER	**	**	**	**	**	**
	EAST CHAMBERS INTERMEDIATE SCHOOL	CHAMBERS	177	RECOGNIZED	★★★★★☆☆	52	56	43	VERY LOW	4,537
	EAST CHAMBERS JUNIOR HIGH SCHOOL	CHAMBERS	192	RECOGNIZED	★★★★★☆☆	35	30	40	HIGH	6,163
SECONDARY	EAST CHAMBERS HIGH SCHOOL	CHAMBERS	372	EXEMPLARY	★★★★★☆☆	37	32	44	VERY LOW	5,094

\*\* Insufficient data

Composite Progress Percentile: ● 80-99 ● 60-79 ○ 40-59 ◐ 20-39 ● LESS THAN 20

SCHOOL TYPE/ DISTRICT NAME	CAMPUS NAME	COUNTY	ENROLL- MENT	2008-2009 ACCOUNTABILITY RATING	FAST RATING	COMPOSITE PROGRESS PERCENTILE	MATH PROGRESS PERCENTILE	READING PROGRESS PERCENTILE	SPENDING INDEX	ADJUSTED SPENDING PER PUPIL
<b>EAST FORT WORTH MONTESSORI ACADEMY (C)</b>										
ELEMENTARY	EAST FORT WORTH MONTESSORI ACADEMY (C)	TARRANT	306	RECOGNIZED	★★★★★	67	53	76	VERY LOW	\$4,481
<b>EAST TEXAS CHARTER SCHOOLS (C)</b>										
SECONDARY	DAN CHADWICK CAMPUS (C)	GREGG	155	AEA: ACADEMICALLY ACCEPTABLE	**	**	**	**	AVERAGE	5,783
<b>EASTLAND ISD</b>										
ELEMENTARY	SIEBERT ELEMENTARY SCHOOL	EASTLAND	624	RECOGNIZED	★★★★★	39	37	41	VERY LOW	5,698
MIDDLE	EASTLAND MIDDLE SCHOOL	EASTLAND	272	ACADEMICALLY ACCEPTABLE	★★★★★	22	32	17	LOW	6,648
SECONDARY	EASTLAND CARE CAMPUS	EASTLAND	18	AEA: ACADEMICALLY ACCEPTABLE	**	**	**	**	**	**
	EASTLAND HIGH SCHOOL	EASTLAND	316	RECOGNIZED	★★★★★	19	15	29	LOW	8,305
<b>ECTOR COUNTY ISD</b>										
ELEMENTARY	AUSTIN MONTESSORI MAGNET	ECTOR	511	RECOGNIZED	★★★★★	71	67	72	VERY HIGH	6,349
	BARBARA JORDAN ELEMENTARY SCHOOL	ECTOR	830	EXEMPLARY	★★★★★	36	37	35	AVERAGE	4,874
	BLANTON ELEMENTARY SCHOOL	ECTOR	458	RECOGNIZED	★★★★★	53	75	25	HIGH	5,377
	BURLESON ELEMENTARY SCHOOL	ECTOR	546	RECOGNIZED	★★★★★	65	63	64	HIGH	6,258
	BURNET ELEMENTARY SCHOOL	ECTOR	716	RECOGNIZED	★★★★★	43	67	17	AVERAGE	4,652
	CAMERON DUAL LANGUAGE MAGNET	ECTOR	630	RECOGNIZED	★★★★★	54	49	56	AVERAGE	5,224
	CARVER EARLY EE-KG	ECTOR	383	NOT RATED: OTHER	**	**	**	**	HIGH	7,844
	DOWLING ELEMENTARY SCHOOL	ECTOR	652	ACADEMICALLY ACCEPTABLE	★★★★★	20	31	14	LOW	4,777
	ELEMENTARY MAGNET ACADEMY AT HAYS	ECTOR	344	RECOGNIZED	★★★★★	46	65	22	HIGH	5,783
	ELEMENTARY MAGNET AT BLACKSHEAR	ECTOR	717	EXEMPLARY	★★★★★	90	90	87	HIGH	5,451
	ELEMENTARY MAGNET AT MILAM ELEMENTARY	ECTOR	573	ACADEMICALLY ACCEPTABLE	★★★★★	63	64	57	VERY HIGH	6,242
	ELEMENTARY MAGNET AT REAGAN ELEMENTARY	ECTOR	656	EXEMPLARY	★★★★★	80	67	87	HIGH	4,551
	ELEMENTARY MAGNET AT TRAVIS	ECTOR	536	RECOGNIZED	★★★★★	68	64	69	HIGH	5,760
	ELEMENTARY MAGNET AT ZAVALA	ECTOR	590	ACADEMICALLY ACCEPTABLE	★★★★★	64	51	73	HIGH	5,693
	GALE POND ALAMO ELEMENTARY SCHOOL	ECTOR	432	RECOGNIZED	★★★★★	94	92	92	HIGH	6,193
	GOLIAD ELEMENTARY SCHOOL	ECTOR	597	ACADEMICALLY ACCEPTABLE	★★★★★	18	33	11	AVERAGE	4,901
	GONZALES ELEMENTARY SCHOOL	ECTOR	531	RECOGNIZED	★★★★★	63	55	69	AVERAGE	5,509
	JOHN IRELAND MAGNET ELEMENTARY SCHOOL	ECTOR	497	EXEMPLARY	★★★★★	56	31	76	HIGH	5,767
	LAMAR EARLY EE-KG	ECTOR	388	NOT RATED: OTHER	**	**	**	**	VERY HIGH	8,337
	LAURO CAVAZOS ELEMENTARY SCHOOL	ECTOR	818	RECOGNIZED	★★★★★	88	95	75	VERY LOW	4,313
	LB JOHNSON ELEMENTARY	ECTOR	752	RECOGNIZED	★★★★★	39	30	49	AVERAGE	4,718
	MURRY FLY ELEMENTARY SCHOOL	ECTOR	725	ACADEMICALLY ACCEPTABLE	★★★★★	57	46	66	LOW	4,421
	NOEL ELEMENTARY SCHOOL	ECTOR	710	RECOGNIZED	★★★★★	71	85	54	HIGH	5,077
	PEASE ELEMENTARY SCHOOL	ECTOR	793	RECOGNIZED	★★★★★	61	66	51	AVERAGE	4,561
	ROSS ELEMENTARY SCHOOL	ECTOR	600	RECOGNIZED	★★★★★	72	79	64	LOW	4,932
	SAM HOUSTON ELEMENTARY SCHOOL	ECTOR	555	RECOGNIZED	★★★★★	69	84	48	HIGH	5,565
	SAN JACINTO ELEMENTARY SCHOOL	ECTOR	629	RECOGNIZED	★★★★★	60	64	52	AVERAGE	4,998
MIDDLE	BONHAM JUNIOR HIGH SCHOOL	ECTOR	1,001	ACADEMICALLY UNACCEPTABLE	★★★★★	5	4	15	LOW	4,683
	BOWIE JUNIOR HIGH SCHOOL	ECTOR	964	RECOGNIZED	★★★★★	7	14	7	HIGH	5,072
	CROCKETT JUNIOR HIGH SCHOOL	ECTOR	755	ACADEMICALLY UNACCEPTABLE	★★★★★	1	4	1	HIGH	5,621
	ECTOR JUNIOR HIGH SCHOOL	ECTOR	1,447	ACADEMICALLY ACCEPTABLE	★★★★★	2	6	2	HIGH	5,431
	HOOD JUNIOR HIGH SCHOOL	ECTOR	598	ACADEMICALLY UNACCEPTABLE	★★★★★	1	1	1	AVERAGE	6,230
	NIMITZ JUNIOR HIGH SCHOOL	ECTOR	975	ACADEMICALLY ACCEPTABLE	★★★★★	9	9	16	VERY HIGH	5,113
SECONDARY	ALTERNATIVE EDUCATION CENTER	ECTOR	30	NOT RATED: OTHER	**	**	**	**	**	**
	ECTOR COUNTY YOUTH CENTER	ECTOR	29	AEA: ACADEMICALLY ACCEPTABLE	**	**	**	**	LOW	8,865
	ODESSA HIGH SCHOOL	ECTOR	2,848	ACADEMICALLY UNACCEPTABLE	★★★★★	1	2	1	HIGH	4,791
	PERMIAN HIGH SCHOOL	ECTOR	2,414	ACADEMICALLY UNACCEPTABLE	★★★★★	6	4	15	LOW	5,001
<b>ECTOR ISD</b>										
ELEMENTARY	ECTOR ELEMENTARY SCHOOL	FANNIN	132	EXEMPLARY	★★★★★	31	47	18	LOW	6,462
SECONDARY	ECTOR HIGH SCHOOL	FANNIN	125	RECOGNIZED	★★★★★	17	40	6	HIGH	8,759
<b>EDCOUCH-ELSA ISD</b>										
ELEMENTARY	JORGE R GUTIERREZ EARLY CHILDHOOD CENTER	HIDALGO	599	NOT RATED: OTHER	**	**	**	**	LOW	5,013
	KENNEDY ELEMENTARY SCHOOL	HIDALGO	478	EXEMPLARY	★★★★★	56	65	42	HIGH	6,365

\*\* Insufficient data

Composite Progress Percentile: ● 80-99 ● 60-79 ○ 40-59 ● 20-39 ● LESS THAN 20

SCHOOL TYPE/ DISTRICT NAME	CAMPUS NAME	COUNTY	ENROLL- MENT	2008-2009 ACCOUNTABILITY RATING	FAST RATING	COMPOSITE PROGRESS PERCENTILE	MATH PROGRESS PERCENTILE	READING PROGRESS PERCENTILE	SPENDING INDEX	ADJUSTED SPENDING PER PUPIL
<b>EDCOUCH-ELSA ISD (CONCLUDED)</b>										
	LBJ ELEMENTARY SCHOOL	HIDALGO	450	RECOGNIZED	★★★★★	● 14	15	17	HIGH	6,278
	RUBEN C RODRIGUEZ ELEMENTARY SCHOOL	HIDALGO	419	RECOGNIZED	★★★★★	● 8	32	2	VERY HIGH	6,856
	SANTIAGO GARCIA ELEMENTARY SCHOOL	HIDALGO	428	RECOGNIZED	★★★★★	○ 50	78	18	HIGH	6,689
MIDDLE	CARLOS TRUAN JR HIGH SCHOOL	HIDALGO	780	ACADEMICALLY ACCEPTABLE	★★★★★	● 5	17	3	AVERAGE	6,271
	DAVID YBARRA MIDDLE SCHOOL	HIDALGO	803	ACADEMICALLY ACCEPTABLE	★★★★★	● 76	80	72	VERY HIGH	5,897
SECONDARY	EDCOUCH-ELSA HIGH SCHOOL	HIDALGO	1,461	ACADEMICALLY ACCEPTABLE	★★★★★	● 7	11	9	VERY HIGH	8,106
	HIDALGO COUNTY JJAEP	HIDALGO	1	NOT RATED: OTHER	**	**	**	**	**	**
<b>EDEN CISD</b>										
ELEMENTARY	EDEN ELEMENTARY SCHOOL	CONCHO	143	RECOGNIZED	★★★★★	○ 43	61	21	HIGH	7,985
	VERIBEST PRESCHOOL PROGRAM FOR CHILDREN WITH DISABILITIES	CONCHO	1	NOT RATED: OTHER	**	**	**	**	**	**
MIDDLE	WALL SPECIAL PROGRAMS	CONCHO	2	NOT RATED: OTHER	**	**	**	**	**	**
SECONDARY	EDEN HIGH SCHOOL	CONCHO	118	ACADEMICALLY ACCEPTABLE	★★★★★	● 18	6	46	AVERAGE	10,574
	FAIRVIEW DAEP	CONCHO	1	NOT RATED: OTHER	**	**	**	**	**	**
	FAIRVIEW SPECIAL PROGRAMS	CONCHO	2	NOT RATED: OTHER	**	**	**	**	**	**
<b>EDEN PARK ACADEMY (C)</b>										
ELEMENTARY	EDEN PARK ACADEMY (C)	TRAVIS	171	EXEMPLARY	★★★★★	● 83	76	85	VERY LOW	4,215
<b>EDGEWOOD ISD</b>										
ELEMENTARY	ALONSO S PERALES ELEMENTARY SCHOOL	BEXAR	463	EXEMPLARY	★★★★★	● 68	94	27	HIGH	6,387
	CARDENAS CENTER	BEXAR	222	NOT RATED: OTHER	**	**	**	**	LOW	4,854
	CORONADO/ESCOBAR ELEMENTARY SCHOOL	BEXAR	578	RECOGNIZED	★★★★★	● 32	53	14	HIGH	6,022
	GARDENDALE ELEMENTARY SCHOOL	BEXAR	575	RECOGNIZED	★★★★★	○ 40	66	15	HIGH	6,064
	HB GONZALEZ ELEMENTARY SCHOOL	BEXAR	498	RECOGNIZED	★★★★★	● 89	98	64	HIGH	6,257
	LAS PALMAS ELEMENTARY SCHOOL	BEXAR	611	RECOGNIZED	★★★★★	○ 47	58	32	HIGH	5,862
	LB JOHNSON ELEMENTARY SCHOOL	BEXAR	558	RECOGNIZED	★★★★★	● 71	73	68	HIGH	5,890
	LOMA PARK ELEMENTARY SCHOOL	BEXAR	827	RECOGNIZED	★★★★★	● 72	79	63	VERY HIGH	5,892
	ROOSEVELT ELEMENTARY SCHOOL	BEXAR	603	RECOGNIZED	★★★★★	● 68	72	62	HIGH	5,864
	ROY CISNEROS ELEMENTARY SCHOOL	BEXAR	425	RECOGNIZED	★★★★★	● 21	41	9	HIGH	6,536
	STAFFORD ELEMENTARY SCHOOL	BEXAR	627	RECOGNIZED	★★★★★	● 70	82	53	HIGH	6,149
	WINSTON ELEMENTARY SCHOOL	BEXAR	513	RECOGNIZED	★★★★★	● 38	48	26	HIGH	6,364
MIDDLE	BRENTWOOD MIDDLE SCHOOL	BEXAR	631	ACADEMICALLY ACCEPTABLE	★★★★★	● 12	3	40	HIGH	6,169
	ET WRENN MIDDLE SCHOOL	BEXAR	640	ACADEMICALLY ACCEPTABLE	★★★★★	● 3	2	11	HIGH	6,104
	GUS GARCIA MIDDLE SCHOOL	BEXAR	566	ACADEMICALLY ACCEPTABLE	★★★★★	● 5	14	3	AVERAGE	6,769
	TRUMAN MIDDLE SCHOOL	BEXAR	395	ACADEMICALLY ACCEPTABLE	★★★★★	● 2	5	2	AVERAGE	7,056
SECONDARY	JOHN F KENNEDY HIGH SCHOOL	BEXAR	1,535	ACADEMICALLY ACCEPTABLE	★★★★★	● 12	7	25	HIGH	5,940
	MEMORIAL HIGH SCHOOL	BEXAR	1,287	ACADEMICALLY ACCEPTABLE	★★★★★	● 5	5	9	VERY HIGH	6,194
ELEMENTARY AND SECONDARY	BEXAR COUNTY JJAEP	BEXAR	2	NOT RATED: OTHER	**	**	**	**	**	**
	EDGEWOOD ALTERNATIVE CENTER	BEXAR	52	NOT RATED: OTHER	**	**	**	**	**	**
<b>EDGEWOOD ISD</b>										
ELEMENTARY	EDGEWOOD ELEMENTARY SCHOOL	VAN ZANDT	210	RECOGNIZED	**	**	**	**	HIGH	6,812
	EDGEWOOD INTERMEDIATE SCHOOL	VAN ZANDT	237	RECOGNIZED	★★★★★	● 35	21	53	LOW	5,934
MIDDLE	EDGEWOOD MIDDLE SCHOOL	VAN ZANDT	208	ACADEMICALLY ACCEPTABLE	★★★★★	● 20	12	35	AVERAGE	7,187
SECONDARY	EDGEWOOD HIGH SCHOOL	VAN ZANDT	288	RECOGNIZED	★★★★★	● 62	56	65	LOW	7,530
<b>EDINBURG CISD</b>										
ELEMENTARY	ANNE L MAGEE ELEMENTARY SCHOOL	HIDALGO	730	EXEMPLARY	★★★★★	● 78	88	64	HIGH	5,942
	AUSTIN ELEMENTARY SCHOOL	HIDALGO	391	EXEMPLARY	★★★★★	● 98	96	97	VERY HIGH	7,331
	BETTS ELEMENTARY SCHOOL	HIDALGO	489	RECOGNIZED	★★★★★	● 91	83	93	VERY HIGH	7,074
	BREWSTER ELEMENTARY SCHOOL	HIDALGO	376	RECOGNIZED	★★★★★	● 33	20	49	VERY HIGH	8,161
	CANO-GONZALES ELEMENTARY SCHOOL	HIDALGO	703	EXEMPLARY	★★★★★	● 79	81	77	HIGH	5,851
	CANTERBURY ELEMENTARY SCHOOL	HIDALGO	691	EXEMPLARY	★★★★★	● 92	80	95	AVERAGE	5,856
	CARMEN V AVILA ELEMENTARY SCHOOL	HIDALGO	632	EXEMPLARY	★★★★★	● 92	92	88	HIGH	5,975
	CAVAZOS ELEMENTARY SCHOOL	HIDALGO	528	EXEMPLARY	★★★★★	● 92	94	86	VERY HIGH	7,022

\*\* Insufficient data

Composite Progress Percentile: ● 80-99 ● 60-79 ○ 40-59 ● 20-39 ● LESS THAN 20

SCHOOL TYPE/ DISTRICT NAME	CAMPUS NAME	COUNTY	ENROLL- MENT	2008-2009 ACCOUNTABILITY RATING	FAST RATING	COMPOSITE PROGRESS PERCENTILE	MATH PROGRESS PERCENTILE	READING PROGRESS PERCENTILE	SPENDING INDEX	ADJUSTED SPENDING PER PUPIL
<b>EDINBURG CISD (CONCLUDED)</b>										
	DE LA VINA ELEMENTARY SCHOOL	HIDALGO	619	EXEMPLARY	★★★★☆	● 92	88	92	VERY HIGH	\$6,662
	DR THOMAS ELEMENTARY SCHOOL/PARZA ELEMENTARY SCHOOL	HIDALGO	571	RECOGNIZED	★★★★☆	● 87	97	65	HIGH	6,262
	EISENHOWER ELEMENTARY SCHOOL	HIDALGO	635	EXEMPLARY	★★★★☆	● 82	86	77	AVERAGE	5,839
	ESCANDON ELEMENTARY SCHOOL	HIDALGO	696	EXEMPLARY	★★★★☆	● 93	92	90	HIGH	5,757
	FREDDY GONZALEZ ELEMENTARY SCHOOL	HIDALGO	553	EXEMPLARY	★★★★☆	● 92	89	92	AVERAGE	5,498
	GUERRA ELEMENTARY SCHOOL	HIDALGO	696	EXEMPLARY	★★★★☆	● 87	88	83	HIGH	5,880
	HARGILL ELEMENTARY SCHOOL	HIDALGO	321	RECOGNIZED	★★★★☆	○ 59	71	40	VERY HIGH	8,285
	JEFFERSON ELEMENTARY SCHOOL	HIDALGO	432	EXEMPLARY	★★★★☆	● 95	80	98	VERY HIGH	7,115
	JOHN F KENNEDY ELEMENTARY SCHOOL	HIDALGO	807	RECOGNIZED	★★★★☆	○ 55	57	51	AVERAGE	5,639
	LB JOHNSON ELEMENTARY SCHOOL	HIDALGO	644	RECOGNIZED	★★★★☆	● 87	90	82	VERY HIGH	6,010
	LEE ELEMENTARY SCHOOL	HIDALGO	521	RECOGNIZED	★★★★☆	○ 48	47	47	HIGH	6,223
	LINCOLN ELEMENTARY SCHOOL	HIDALGO	627	EXEMPLARY	★★★★☆	● 94	87	95	VERY HIGH	6,331
	MONTE CRISTO ELEMENTARY SCHOOL	HIDALGO	695	RECOGNIZED	★★★★☆	● 78	92	57	VERY HIGH	6,017
	SAN CARLOS ELEMENTARY SCHOOL	HIDALGO	645	RECOGNIZED	★★★★☆	● 98	98	94	VERY HIGH	6,307
	TRAVIS ELEMENTARY SCHOOL	HIDALGO	477	RECOGNIZED	★★★★☆	○ 43	50	32	VERY HIGH	6,804
	TREVINO ELEMENTARY SCHOOL	HIDALGO	769	EXEMPLARY	★★★★☆	● 74	55	87	HIGH	5,339
	TRUMAN ELEMENTARY SCHOOL	HIDALGO	718	EXEMPLARY	★★★★☆	● 74	65	79	AVERAGE	5,756
	VILLARREAL ELEMENTARY SCHOOL	HIDALGO	673	RECOGNIZED	★★★★☆	● 72	66	75	HIGH	5,878
	ZAVALA ELEMENTARY SCHOOL	HIDALGO	658	RECOGNIZED	★★★★☆	● 81	84	78	HIGH	6,234
MIDDLE	BL GARZA MIDDLE SCHOOL	HIDALGO	1,346	ACADEMICALLY ACCEPTABLE	★★★★☆	● 28	29	29	AVERAGE	6,234
	FRANCISCO BARRIENTES MIDDLE SCHOOL	HIDALGO	1,039	ACADEMICALLY ACCEPTABLE	**	**	**	**	**	**
	HARWELL MIDDLE SCHOOL	HIDALGO	1,605	ACADEMICALLY ACCEPTABLE	★★★★☆	● 31	25	39	AVERAGE	6,847
	MEMORIAL MIDDLE SCHOOL	HIDALGO	1,044	ACADEMICALLY ACCEPTABLE	★★★★☆	● 26	35	20	VERY HIGH	7,844
	SOUTH MIDDLE SCHOOL	HIDALGO	1,420	RECOGNIZED	★★★★☆	● 20	21	22	HIGH	6,592
SECONDARY	ECONOMEDES HIGH SCHOOL	HIDALGO	2,439	RECOGNIZED	★★★★☆	● 30	28	34	VERY HIGH	7,232
	EDINBURG HIGH SCHOOL	HIDALGO	2,825	ACADEMICALLY ACCEPTABLE	★★★★☆	● 20	10	41	AVERAGE	6,433
	EDINBURG NORTH HIGH SCHOOL	HIDALGO	2,571	ACADEMICALLY ACCEPTABLE	★★★★☆	● 64	56	68	HIGH	6,628
	JJAP	HIDALGO	8	NOT RATED: OTHER	**	**	**	**	**	**
	JUVENILE DETENTION CENTER	HIDALGO	53	NOT RATED: OTHER	**	**	**	**	HIGH	7,068
<b>EDNA ISD</b>										
ELEMENTARY	EDNA ELEMENTARY SCHOOL	JACKSON	727	ACADEMICALLY ACCEPTABLE	**	**	**	**	**	**
MIDDLE	EDNA JUNIOR HIGH SCHOOL	JACKSON	333	ACADEMICALLY ACCEPTABLE	★★★★☆	● 29	43	18	LOW	5,411
SECONDARY	EDNA HIGH SCHOOL	JACKSON	427	ACADEMICALLY ACCEPTABLE	★★★★☆	● 35	28	43	AVERAGE	5,571
	HOPE ALTERNATIVE HIGH SCHOOL	JACKSON	2	NOT RATED: OTHER	**	**	**	**	**	**
<b>EDUCATION CENTER INTERNATIONAL ACADEMY (C)</b>										
ELEMENTARY	EDUCATION CENTER INTERNATIONAL ACADEMY AT ARLINGTON (C)	DALLAS	89	ACADEMICALLY ACCEPTABLE	**	**	**	**	**	**
ELEMENTARY AND SECONDARY	MESQUITE CHARTER ACADEMY (C)	DALLAS	65	ACADEMICALLY ACCEPTABLE	★★★★☆	● 8	1	38	VERY LOW	4,385
<b>EHRHART SCHOOL (C)</b>										
ELEMENTARY	EHRHART SCHOOL (C)	JEFFERSON	197	ACADEMICALLY ACCEPTABLE	★★★★☆	● 23	25	25	LOW	5,648
<b>EL CAMPO ISD</b>										
ELEMENTARY	HUTCHINS ELEMENTARY SCHOOL	WHARTON	508	RECOGNIZED	**	**	**	**	VERY HIGH	7,743
	MYATT ELEMENTARY SCHOOL	WHARTON	678	RECOGNIZED	**	**	**	**	HIGH	6,300
	NORTHSIDE ELEMENTARY SCHOOL	WHARTON	476	ACADEMICALLY ACCEPTABLE	★★★★☆	● 26	58	6	HIGH	6,966
MIDDLE	EL CAMPO MIDDLE SCHOOL	WHARTON	732	ACADEMICALLY ACCEPTABLE	★★★★☆	● 32	26	41	HIGH	7,603
SECONDARY	EL CAMPO HIGH SCHOOL	WHARTON	1,024	ACADEMICALLY ACCEPTABLE	★★★★☆	● 13	12	18	AVERAGE	7,517
<b>EL PASO ACADEMY (C)</b>										
SECONDARY	EL PASO ACADEMY (C)	EL PASO	227	AEA: ACADEMICALLY ACCEPTABLE	**	**	**	**	AVERAGE	7,467
	EL PASO ACADEMY WEST (C)	EL PASO	213	AEA: ACADEMICALLY ACCEPTABLE	**	**	**	**	VERY LOW	4,409
<b>EL PASO ISD</b>										
ELEMENTARY	ABOUT FACE PROGRAM ELEMENTARY SCHOOL	EL PASO	9	NOT RATED: OTHER	**	**	**	**	**	**
	ALTA VISTA ELEMENTARY SCHOOL	EL PASO	394	RECOGNIZED	★★★★☆	○ 54	53	52	VERY HIGH	9,525

\*\* Insufficient data

Composite Progress Percentile: ● 80-99 ● 60-79 ○ 40-59 ● 20-39 ● LESS THAN 20



SCHOOL TYPE/ DISTRICT NAME	CAMPUS NAME	COUNTY	ENROLL- MENT	2008-2009 ACCOUNTABILITY RATING	FAST RATING	COMPOSITE PROGRESS PERCENTILE	MATH PROGRESS PERCENTILE	READING PROGRESS PERCENTILE	SPENDING INDEX	ADJUSTED SPENDING PER PUPIL
EL PASO ISD (CONTINUED)										
	AJO ELEMENTARY SCHOOL	EL PASO	583	RECOGNIZED	★★★★☆	● 99	99	99	AVERAGE	\$6,327
	BARRON ELEMENTARY SCHOOL	EL PASO	752	EXEMPLARY	★★★★☆	● 79	85	72	HIGH	5,701
	BEALL ELEMENTARY SCHOOL	EL PASO	452	RECOGNIZED	★★★★☆	● 79	85	70	HIGH	6,076
	BLISS ELEMENTARY SCHOOL	EL PASO	556	EXEMPLARY	★★★★☆	● 75	65	81	VERY HIGH	6,721
	BONHAM ELEMENTARY SCHOOL	EL PASO	318	EXEMPLARY	★★★★☆	● 98	98	94	VERY HIGH	7,673
	BRADLEY ELEMENTARY SCHOOL	EL PASO	414	RECOGNIZED	★★★★☆	● 62	73	45	VERY HIGH	7,467
	BURLESON ELEMENTARY SCHOOL	EL PASO	392	RECOGNIZED	★★★★☆	● 72	74	68	HIGH	7,105
	BURNET ELEMENTARY SCHOOL	EL PASO	377	RECOGNIZED	★★★★☆	○ 57	48	64	VERY HIGH	6,330
	CIELO VISTA ELEMENTARY SCHOOL	EL PASO	350	EXEMPLARY	★★★★☆	● 96	97	91	VERY HIGH	7,215
	CLARDY ELEMENTARY SCHOOL	EL PASO	651	RECOGNIZED	★★★★☆	● 79	94	55	LOW	5,496
	CLENDENIN ELEMENTARY SCHOOL	EL PASO	475	EXEMPLARY	★★★★☆	● 94	96	86	HIGH	6,261
	COLDWELL ELEMENTARY SCHOOL	EL PASO	421	EXEMPLARY	★★★★☆	● 96	96	93	VERY HIGH	6,453
	COLLINS ELEMENTARY SCHOOL	EL PASO	665	EXEMPLARY	★★★★☆	● 72	76	67	VERY HIGH	5,860
	COOLEY ELEMENTARY SCHOOL	EL PASO	531	RECOGNIZED	★★★★☆	● 65	76	50	HIGH	5,617
	CROCKETT ELEMENTARY SCHOOL	EL PASO	624	EXEMPLARY	★★★★☆	● 97	96	95	VERY HIGH	6,159
	CROSBY ELEMENTARY SCHOOL	EL PASO	593	RECOGNIZED	★★★★☆	● 61	72	44	VERY HIGH	6,806
	DOUGLASS ELEMENTARY SCHOOL	EL PASO	434	RECOGNIZED	★★★★☆	● 97	97	94	VERY HIGH	6,479
	DOWELL ELEMENTARY SCHOOL	EL PASO	433	RECOGNIZED	★★★★☆	● 79	94	57	HIGH	6,316
	FANNIN ELEMENTARY SCHOOL	EL PASO	651	EXEMPLARY	★★★★☆	● 77	91	58	VERY HIGH	6,214
	GREEN ELEMENTARY SCHOOL	EL PASO	484	RECOGNIZED	★★★★☆	● 98	94	98	VERY HIGH	6,796
	GUERRERO ELEMENTARY SCHOOL	EL PASO	803	EXEMPLARY	★★★★☆	● 82	78	83	HIGH	6,012
	HART ELEMENTARY SCHOOL	EL PASO	531	RECOGNIZED	★★★★☆	● 99	98	98	VERY LOW	5,122
	HAWKINS ELEMENTARY SCHOOL	EL PASO	266	ACADEMICALLY ACCEPTABLE	★★★★☆	● 95	99	77	VERY HIGH	7,337
	HILLSIDE ELEMENTARY SCHOOL	EL PASO	628	RECOGNIZED	★★★★☆	● 91	90	88	HIGH	6,016
	HOUSTON ELEMENTARY SCHOOL	EL PASO	343	ACADEMICALLY ACCEPTABLE	★★★★☆	○ 55	65	39	HIGH	6,932
	HR MOYE ELEMENTARY SCHOOL	EL PASO	615	RECOGNIZED	★★★★☆	● 99	97	99	AVERAGE	5,938
	HUGHEY ELEMENTARY SCHOOL	EL PASO	747	RECOGNIZED	★★★★☆	● 36	55	19	VERY HIGH	5,705
	JOHNSON ELEMENTARY SCHOOL	EL PASO	670	RECOGNIZED	★★★★☆	● 82	84	79	AVERAGE	5,387
	KOHLBERG ELEMENTARY SCHOOL	EL PASO	809	EXEMPLARY	★★★★☆	● 96	95	93	AVERAGE	5,312
	LAMAR ELEMENTARY SCHOOL	EL PASO	646	EXEMPLARY	★★★★☆	● 99	99	99	LOW	5,272
	LEE ELEMENTARY SCHOOL	EL PASO	685	RECOGNIZED	★★★★☆	● 93	97	79	HIGH	5,832
	LOGAN ELEMENTARY SCHOOL	EL PASO	590	EXEMPLARY	★★★★☆	● 87	95	72	VERY HIGH	6,745
	MACARTHUR ELEMENTARY-INTERMEDIATE SCHOOL	EL PASO	738	RECOGNIZED	★★★★☆	○ 45	28	64	VERY HIGH	7,467
	MESITA ELEMENTARY SCHOOL	EL PASO	772	EXEMPLARY	★★★★☆	● 91	68	97	HIGH	5,487
	MILAM ELEMENTARY SCHOOL	EL PASO	644	RECOGNIZED	★★★★☆	● 78	92	59	HIGH	5,981
	MITZI BOND ELEMENTARY SCHOOL	EL PASO	841	RECOGNIZED	★★★★☆	● 95	96	88	VERY HIGH	6,135
	MORENO ELEMENTARY SCHOOL	EL PASO	346	RECOGNIZED	★★★★☆	● 90	99	59	VERY HIGH	7,673
	NEWMAN ELEMENTARY SCHOOL	EL PASO	525	RECOGNIZED	★★★★☆	● 74	73	74	HIGH	6,036
	NIXON ELEMENTARY SCHOOL	EL PASO	745	RECOGNIZED	★★★★☆	● 84	77	86	HIGH	5,758
	PARK ELEMENTARY SCHOOL	EL PASO	544	RECOGNIZED	★★★★☆	● 84	74	89	HIGH	6,122
	POLK ELEMENTARY SCHOOL	EL PASO	707	EXEMPLARY	★★★★☆	● 91	94	84	AVERAGE	5,520
	PUTNAM ELEMENTARY SCHOOL	EL PASO	529	RECOGNIZED	★★★★☆	● 79	76	80	VERY HIGH	6,810
	RIVERA ELEMENTARY SCHOOL	EL PASO	474	ACADEMICALLY ACCEPTABLE	★★★★☆	● 60	49	67	HIGH	6,560
	ROBERTS ELEMENTARY SCHOOL	EL PASO	744	RECOGNIZED	★★★★☆	● 63	80	37	LOW	5,600
	RUSK ELEMENTARY SCHOOL	EL PASO	482	RECOGNIZED	★★★★☆	● 76	89	61	AVERAGE	5,644
	SCHUSTER ELEMENTARY SCHOOL	EL PASO	232	RECOGNIZED	★★★★☆	○ 48	71	20	VERY HIGH	9,012
	STANTON ELEMENTARY SCHOOL	EL PASO	574	RECOGNIZED	★★★★☆	● 92	89	92	AVERAGE	5,864
	TIPPIN ELEMENTARY SCHOOL	EL PASO	880	EXEMPLARY	★★★★☆	● 90	82	92	LOW	5,654
	TRAVIS ELEMENTARY SCHOOL	EL PASO	466	RECOGNIZED	★★★★☆	● 65	63	63	VERY HIGH	6,143
	VILAS ELEMENTARY SCHOOL	EL PASO	299	RECOGNIZED	★★★★☆	● 39	53	23	VERY HIGH	7,098
	WESTERN HILLS ELEMENTARY SCHOOL	EL PASO	502	RECOGNIZED	★★★★☆	● 84	67	91	HIGH	6,678
	WHITAKER ELEMENTARY SCHOOL	EL PASO	661	EXEMPLARY	★★★★☆	● 95	95	91	HIGH	6,136

\*\* Insufficient data

Composite Progress Percentile: ● 80-99 ● 60-79 ○ 40-59 ● 20-39 ● LESS THAN 20

SCHOOL TYPE/ DISTRICT NAME	CAMPUS NAME	COUNTY	ENROLL- MENT	2008-2009 ACCOUNTABILITY RATING	FAST RATING	COMPOSITE PROGRESS PERCENTILE	MATH PROGRESS PERCENTILE	READING PROGRESS PERCENTILE	SPENDING INDEX	ADJUSTED SPENDING PER PUPIL
<b>EL PASO ISD (CONCLUDED)</b>										
	ZACH WHITE ELEMENTARY SCHOOL	EL PASO	561	RECOGNIZED	★★★★★☆☆	● 87	81	89	HIGH	6,308
	ZAVALA ELEMENTARY SCHOOL	EL PASO	301	RECOGNIZED	★★★★★☆☆	● 94	98	83	VERY HIGH	7,460
MIDDLE	ARMENDARIZ MIDDLE SCHOOL	EL PASO	780	ACADEMICALLY ACCEPTABLE	★★★★★☆☆	● 16	24	14	HIGH	6,991
	BASSETT MIDDLE SCHOOL	EL PASO	794	ACADEMICALLY UNACCEPTABLE	★★★★★☆☆	● 6	25	2	VERY HIGH	8,279
	BROWN MIDDLE SCHOOL	EL PASO	1,329	RECOGNIZED	**	**	**	**	**	**
	CANYON HILLS MIDDLE SCHOOL	EL PASO	931	ACADEMICALLY ACCEPTABLE	★★★★★☆☆	◐ 29	46	16	VERY HIGH	6,786
	CHARLES MIDDLE SCHOOL	EL PASO	611	RECOGNIZED	★★★★★☆☆	○ 45	39	49	VERY HIGH	7,658
	DR LORENZO G LAFARELLE JJAEP	EL PASO	1	NOT RATED: OTHER	**	**	**	**	**	**
	DR LORENZO G LAFARELLE MIDDLE SCHOOL	EL PASO	18	NOT RATED: OTHER	**	**	**	**	**	**
	GUILLEN MIDDLE SCHOOL	EL PASO	900	ACADEMICALLY UNACCEPTABLE	★★★★★☆☆	◐ 30	52	13	VERY HIGH	7,415
	HENDERSON MIDDLE SCHOOL	EL PASO	923	ACADEMICALLY ACCEPTABLE	★★★★★☆☆	● 12	37	4	VERY HIGH	7,180
	HORNEDO MIDDLE SCHOOL	EL PASO	647	RECOGNIZED	★★★★★☆☆	○ 45	42	47	AVERAGE	6,046
	LINCOLN MIDDLE SCHOOL	EL PASO	1,074	ACADEMICALLY ACCEPTABLE	★★★★★☆☆	◐ 26	16	41	VERY HIGH	6,505
	MAGOFFIN MIDDLE SCHOOL	EL PASO	902	ACADEMICALLY ACCEPTABLE	★★★★★☆☆	◐ 21	12	36	VERY HIGH	7,518
	MOREHEAD MIDDLE SCHOOL	EL PASO	935	ACADEMICALLY ACCEPTABLE	★★★★★☆☆	● 19	15	27	VERY HIGH	6,960
	RICHARDSON MIDDLE SCHOOL	EL PASO	855	ACADEMICALLY ACCEPTABLE	★★★★★☆☆	○ 42	31	53	HIGH	6,888
	ROSS MIDDLE SCHOOL	EL PASO	979	ACADEMICALLY ACCEPTABLE	★★★★★☆☆	◐ 34	49	19	VERY HIGH	6,730
	TERRACE HILLS MIDDLE SCHOOL	EL PASO	645	RECOGNIZED	★★★★★☆☆	◐ 23	32	18	VERY HIGH	7,567
	WIGGS MIDDLE SCHOOL	EL PASO	840	ACADEMICALLY ACCEPTABLE	★★★★★☆☆	○ 48	40	55	VERY HIGH	6,857
SECONDARY	ANDRESS HIGH SCHOOL	EL PASO	1,831	ACADEMICALLY ACCEPTABLE	★★★★★☆☆	◐ 23	34	17	HIGH	7,945
	AUSTIN HIGH SCHOOL	EL PASO	1,510	ACADEMICALLY ACCEPTABLE	★★★★★☆☆	● 17	25	15	HIGH	8,520
	BOWIE HIGH SCHOOL	EL PASO	1,050	ACADEMICALLY ACCEPTABLE	★★★★★☆☆	◐ 20	38	10	VERY HIGH	10,297
	BURGES HIGH SCHOOL	EL PASO	1,540	ACADEMICALLY ACCEPTABLE	★★★★★☆☆	○ 43	33	54	HIGH	7,519
	CHAPIN HIGH SCHOOL	EL PASO	1,839	ACADEMICALLY ACCEPTABLE	★★★★★☆☆	◐ 36	29	45	AVERAGE	6,997
	CORONADO HIGH SCHOOL	EL PASO	2,480	ACADEMICALLY ACCEPTABLE	★★★★★☆☆	○ 56	48	61	VERY HIGH	6,622
	DELTA ACADEMY	EL PASO	81	AEA: ACADEMICALLY ACCEPTABLE	**	**	**	**	**	**
	EL PASO HIGH SCHOOL	EL PASO	1,333	ACADEMICALLY ACCEPTABLE	★★★★★☆☆	◐ 25	24	29	AVERAGE	8,355
	FRANKLIN HIGH SCHOOL	EL PASO	3,001	RECOGNIZED	★★★★★☆☆	○ 46	39	52	VERY HIGH	6,224
	IRVIN HIGH SCHOOL	EL PASO	1,673	ACADEMICALLY ACCEPTABLE	★★★★★☆☆	◐ 25	41	15	HIGH	7,955
	JEFFERSON HIGH SCHOOL	EL PASO	1,111	ACADEMICALLY UNACCEPTABLE	★★★★★☆☆	◐ 37	31	44	HIGH	9,660
	MAXINE L SILVA MAGNET HIGH SCHOOL FOR HEALTH PROFESSIONS	EL PASO	476	EXEMPLARY	★★★★★☆☆	● 71	76	65	AVERAGE	6,478
	SUNSET HIGH SCHOOL	EL PASO	111	AEA: ACADEMICALLY ACCEPTABLE	**	**	**	**	VERY HIGH	13,809
	TELLES ACADEMY	EL PASO	65	NOT RATED: OTHER	**	**	**	**	**	**
	TELLES ACADEMY JJAEP	EL PASO	5	NOT RATED: OTHER	**	**	**	**	**	**
	TRANSMOUNTAIN EARLY COLLEGE HIGH SCHOOL	EL PASO	118	EXEMPLARY	**	**	**	**	**	**
ELEMENTARY AND SECONDARY	HOSPITAL CLASS	EL PASO	45	NOT RATED: OTHER	**	**	**	**	**	**
	SCHOOL AGE PARENTS CENTER	EL PASO	179	AEA: ACADEMICALLY ACCEPTABLE	**	**	**	**	VERY HIGH	12,880
<b>EL PASO SCHOOL OF EXCELLENCE (C)</b>										
ELEMENTARY	EL PASO SCHOOL OF EXCELLENCE (C)	EL PASO	400	AEA: ACADEMICALLY ACCEPTABLE	**	**	**	**	VERY LOW	2,785
MIDDLE	EL PASO SCHOOL OF EXCELLENCE MIDDLE SCHOOL (C)	EL PASO	43	AEA: ACADEMICALLY ACCEPTABLE	**	**	**	**	AVERAGE	7,163
<b>ELECTRA ISD</b>										
ELEMENTARY	DINSMORE ELEMENTARY SCHOOL	WICHITA	214	RECOGNIZED	★★★★★☆☆	● 16	6	41	AVERAGE	6,856
MIDDLE	ELECTRA JUNIOR HIGH SCHOOL	WICHITA	171	ACADEMICALLY ACCEPTABLE	★★★★★☆☆	◐ 34	15	60	HIGH	7,491
SECONDARY	ELECTRA HIGH SCHOOL	WICHITA	142	ACADEMICALLY ACCEPTABLE	★★★★★☆☆	◐ 34	16	59	HIGH	9,511
<b>ELGIN ISD</b>										
ELEMENTARY	BOOKER T WASHINGTON ELEMENTARY SCHOOL	BASTROP	637	RECOGNIZED	★★★★★☆☆	● 83	86	78	VERY LOW	4,788
	ELGIN ELEMENTARY SCHOOL NORTH	BASTROP	640	ACADEMICALLY ACCEPTABLE	★★★★★☆☆	○ 51	43	58	AVERAGE	5,050
	NEIDIG ELEMENTARY SCHOOL	BASTROP	660	ACADEMICALLY ACCEPTABLE	★★★★★☆☆	○ 46	46	43	VERY LOW	4,391
MIDDLE	ELGIN MIDDLE SCHOOL	BASTROP	817	ACADEMICALLY UNACCEPTABLE	★★★★★☆☆	● 8	9	13	LOW	5,076
SECONDARY	ELGIN HIGH SCHOOL	BASTROP	1,073	ACADEMICALLY ACCEPTABLE	★★★★★☆☆	◐ 34	20	51	VERY LOW	4,840
	PHOENIX HIGH SCHOOL	BASTROP	36	AEA: ACADEMICALLY ACCEPTABLE	**	**	**	**	VERY LOW	5,558

\*\* Insufficient data

Composite Progress Percentile: ● 80-99 ◐ 60-79 ○ 40-59 ◐ 20-39 ● LESS THAN 20

SCHOOL TYPE/ DISTRICT NAME	CAMPUS NAME	COUNTY	ENROLL- MENT	2008-2009 ACCOUNTABILITY RATING	FAST RATING	COMPOSITE PROGRESS PERCENTILE	MATH PROGRESS PERCENTILE	READING PROGRESS PERCENTILE	SPENDING INDEX	ADJUSTED SPENDING PER PUPIL
<b>ELKHART ISD</b>										
ELEMENTARY	ELKHART ELEMENTARY SCHOOL	ANDERSON	705	EXEMPLARY	★★★★★	68	84	47	VERY LOW	5,192
MIDDLE	ELKHART MIDDLE SCHOOL	ANDERSON	296	ACADEMICALLY ACCEPTABLE	★★★★☆	15	18	17	LOW	6,811
SECONDARY	ELKHART HIGH SCHOOL	ANDERSON	339	RECOGNIZED	★★★★☆	49	22	74	AVERAGE	7,729
<b>ELYSIAN FIELDS ISD</b>										
ELEMENTARY	ELYSIAN FIELDS ELEMENTARY SCHOOL	HARRISON	496	EXEMPLARY	★★★★★	67	75	58	VERY LOW	4,692
MIDDLE	ELYSIAN FIELDS MIDDLE SCHOOL	HARRISON	240	RECOGNIZED	★★★★☆	36	30	43	AVERAGE	6,451
SECONDARY	ELYSIAN FIELDS HIGH SCHOOL	HARRISON	267	RECOGNIZED	★★★★☆	39	18	64	AVERAGE	7,593
<b>ENCINO SCHOOL (C)</b>										
ELEMENTARY	ENCINO SCHOOL (C)	BROOKS	49	ACADEMICALLY UNACCEPTABLE	★★★☆☆	5	1	48	LOW	6,220
<b>ENNIS ISD</b>										
ELEMENTARY	AUSTIN ELEMENTARY SCHOOL	ELLIS	425	EXEMPLARY	**	**	**	**	LOW	5,087
	BOWIE ELEMENTARY SCHOOL	ELLIS	437	EXEMPLARY	**	**	**	**	LOW	5,036
	DAVID S CROCKETT EARLY CHILDHOOD CENTER	ELLIS	682	NOT RATED: OTHER	**	**	**	**	LOW	4,552
	HOUSTON ELEMENTARY SCHOOL	ELLIS	330	EXEMPLARY	**	**	**	**	AVERAGE	6,007
	JACK LUMMUS INTERMEDIATE SCHOOL	ELLIS	885	RECOGNIZED	★★★★☆	17	37	8	VERY LOW	4,065
	TRAVIS ELEMENTARY SCHOOL	ELLIS	307	EXEMPLARY	**	**	**	**	AVERAGE	5,960
MIDDLE	DORIE MILLER INTERMEDIATE SCHOOL	ELLIS	429	RECOGNIZED	★★★★☆	19	8	40	VERY LOW	4,614
	ENNIS JUNIOR HIGH SCHOOL	ELLIS	845	ACADEMICALLY UNACCEPTABLE	★★★★☆	20	38	11	AVERAGE	4,994
SECONDARY	ENNIS HIGH SCHOOL	ELLIS	1,445	RECOGNIZED	★★★★☆	19	19	23	LOW	5,420
<b>ERA ISD</b>										
ELEMENTARY AND SECONDARY	ERA SCHOOL	COOKE	444	RECOGNIZED	★★★★☆	59	49	65	VERY LOW	6,357
<b>ERATH EXCELS ACADEMY INC (C)</b>										
SECONDARY	ERATH EXCELS ACADEMY INC (C)	ERATH	78	AEA: ACADEMICALLY ACCEPTABLE	**	**	**	**	LOW	6,627
	SHORELINE ACADEMY (C)	ERATH	77	AEA: ACADEMICALLY ACCEPTABLE	**	**	**	**	**	**
<b>ETOILE ISD</b>										
ELEMENTARY	ETOILE ELEMENTARY SCHOOL	NACOGDOCHES	109	RECOGNIZED	★★★★☆	14	11	24	AVERAGE	6,349
<b>EULA ISD</b>										
ELEMENTARY	EULA ELEMENTARY SCHOOL	CALLAHAN	207	ACADEMICALLY ACCEPTABLE	★★★★☆	45	45	42	HIGH	6,825
MIDDLE	EULA JUNIOR HIGH SCHOOL	CALLAHAN	47	ACADEMICALLY ACCEPTABLE	★★★★☆	21	23	22	VERY HIGH	7,580
SECONDARY	EULA HIGH SCHOOL	CALLAHAN	128	EXEMPLARY	★★★★☆	46	40	51	HIGH	9,174
<b>EUSTACE ISD</b>										
ELEMENTARY	EUSTACE INTERMEDIATE SCHOOL	HENDERSON	307	EXEMPLARY	★★★★★	70	67	70	AVERAGE	7,417
	EUSTACE PRIMARY SCHOOL	HENDERSON	425	EXEMPLARY	**	**	**	**	HIGH	5,755
MIDDLE	EUSTACE MIDDLE SCHOOL	HENDERSON	311	ACADEMICALLY ACCEPTABLE	★★★★☆	21	21	26	AVERAGE	6,908
SECONDARY	EUSTACE HIGH SCHOOL	HENDERSON	444	RECOGNIZED	★★★★☆	15	15	19	HIGH	8,187
<b>EVADALE ISD</b>										
ELEMENTARY	EVADALE ELEMENTARY SCHOOL	JASPER	180	RECOGNIZED	★★★★☆	57	41	70	HIGH	8,668
MIDDLE	EVADALE JUNIOR HIGH SCHOOL	JASPER	105	EXEMPLARY	**	**	**	**	**	**
SECONDARY	EVADALE HIGH SCHOOL	JASPER	143	RECOGNIZED	★★★★☆	14	8	29	HIGH	9,075
	HARDIN COUNTY JJAEP	JASPER	2	NOT RATED: OTHER	**	**	**	**	**	**
<b>EVANT ISD</b>										
ELEMENTARY	EVANT ELEMENTARY SCHOOL	CORYELL	138	RECOGNIZED	★★★★☆	10	13	12	AVERAGE	5,655
SECONDARY	EVANT HIGH SCHOOL	CORYELL	131	RECOGNIZED	★★★★☆	35	29	42	AVERAGE	6,776
<b>EVERMAN ISD</b>										
ELEMENTARY	BISHOP ELEMENTARY SCHOOL	TARRANT	675	EXEMPLARY	★★★★★	92	98	77	VERY HIGH	5,691
	E RAY ELEMENTARY SCHOOL	TARRANT	489	RECOGNIZED	★★★★☆	49	64	30	AVERAGE	5,545
	HOMMEL ELEMENTARY SCHOOL	TARRANT	403	EXEMPLARY	★★★★★	91	95	82	AVERAGE	6,141
	SOUDER ELEMENTARY SCHOOL	TARRANT	616	EXEMPLARY	★★★★★	84	90	75	AVERAGE	5,172
MIDDLE	CHARLES BAXTER JUNIOR HIGH SCHOOL	TARRANT	753	ACADEMICALLY UNACCEPTABLE	★★★★☆	4	3	12	AVERAGE	5,530
	DAN POWELL INTERMEDIATE SCHOOL	TARRANT	737	RECOGNIZED	★★★★☆	31	27	37	LOW	5,178
SECONDARY	EVERMAN HIGH SCHOOL	TARRANT	1,254	ACADEMICALLY ACCEPTABLE	★★★★☆	36	20	58	HIGH	5,576

\*\* Insufficient data

Composite Progress Percentile: ● 80-99 ● 60-79 ○ 40-59 ◐ 20-39 ● LESS THAN 20

SCHOOL TYPE/ DISTRICT NAME	CAMPUS NAME	COUNTY	ENROLL- MENT	2008-2009 ACCOUNTABILITY RATING	FAST RATING	COMPOSITE PROGRESS PERCENTILE	MATH PROGRESS PERCENTILE	READING PROGRESS PERCENTILE	SPENDING INDEX	ADJUSTED SPENDING PER PUPIL
<b>EVOLUTION ACADEMY CHARTER SCHOOL (C)</b>										
SECONDARY	EVOLUTION ACADEMY CHARTER SCHOOL (C)	DALLAS	405	AEA: ACADEMICALLY ACCEPTABLE	**	**	**	**	VERY LOW	\$4,060
<b>EXCEL ACADEMY (C)</b>										
SECONDARY	BURNET-BAYLAND HOME (C)	HARRIS	50	AEA: ACADEMICALLY ACCEPTABLE	**	**	**	**	VERY HIGH	10,945
	HARRIS COUNTY YOUTH VILLAGE (C)	HARRIS	136	AEA: ACADEMICALLY ACCEPTABLE	**	**	**	**	AVERAGE	10,321
ELEMENTARY AND SECONDARY	BURNET-BAYLAND RECEPTION CENTER (C)	HARRIS	111	AEA: ACADEMICALLY ACCEPTABLE	**	**	**	**	VERY LOW	6,239
	HARRIS COUNTY JUVENILE DETENTION CENTER (C)	HARRIS	171	AEA: ACADEMICALLY ACCEPTABLE	**	**	**	**	VERY LOW	6,443
	LEADERSHIP ACADEMY (C)	HARRIS	96	AEA: ACADEMICALLY ACCEPTABLE	**	**	**	**	LOW	6,974
	WESTSIDE COMMAND DETENTION CENTER (C)	HARRIS	38	AEA: ACADEMICALLY ACCEPTABLE	**	**	**	**	**	**
<b>EXCELSIOR ISD</b>										
ELEMENTARY	EXCELSIOR ELEMENTARY SCHOOL	SHELBY	120	ACADEMICALLY ACCEPTABLE	★★★★☆	27	26	32	AVERAGE	8,272
<b>EZZELL ISD</b>										
ELEMENTARY	EZZELL ELEMENTARY SCHOOL	LAVACA	68	EXEMPLARY	★★★★☆	47	67	23	LOW	7,719
<b>FABENS ISD</b>										
ELEMENTARY	FABENS PRIMARY SCHOOL	EL PASO	475	EXEMPLARY	**	**	**	**	HIGH	6,238
	ODONNELL ELEMENTARY SCHOOL	EL PASO	379	ACADEMICALLY ACCEPTABLE	★★★★☆	62	74	44	VERY HIGH	7,592
	RISINGER PRIMARY SCHOOL	EL PASO	350	EXEMPLARY	**	**	**	**	VERY HIGH	6,947
MIDDLE	FABENS MIDDLE SCHOOL	EL PASO	569	RECOGNIZED	★★★★☆	60	81	31	HIGH	6,849
SECONDARY	FABENS HIGH SCHOOL	EL PASO	668	RECOGNIZED	★★★★☆	43	62	21	VERY HIGH	7,797
<b>FAIRFIELD ISD</b>										
ELEMENTARY	FAIRFIELD ELEMENTARY SCHOOL	FREESTONE	732	ACADEMICALLY ACCEPTABLE	★★★★☆	67	92	28	VERY LOW	6,007
MIDDLE	FAIRFIELD JUNIOR HIGH SCHOOL	FREESTONE	545	ACADEMICALLY ACCEPTABLE	★★★★☆	11	18	9	LOW	7,044
SECONDARY	FAIRFIELD HIGH SCHOOL	FREESTONE	545	RECOGNIZED	★★★★☆	64	59	66	LOW	7,698
<b>FAITH FAMILY ACADEMY OF OAK CLIFF (C)</b>										
ELEMENTARY	FAITH FAMILY ACADEMY OF OAK CLIFF ELEMENTARY (C)	DALLAS	908	AEA: ACADEMICALLY ACCEPTABLE	**	**	**	**	**	**
MIDDLE	FAITH FAMILY ACADEMY OF OAK CLIFF MIDDLE SCHOOL (C)	DALLAS	235	AEA: ACADEMICALLY ACCEPTABLE	**	**	**	**	**	**
SECONDARY	FAITH FAMILY ACADEMY OF OAK CLIFF HIGH SCHOOL (C)	DALLAS	167	AEA: ACADEMICALLY ACCEPTABLE	**	**	**	**	LOW	7,227
<b>FALLS CITY ISD</b>										
ELEMENTARY	FALLS CITY ELEMENTARY SCHOOL	KARNES	161	EXEMPLARY	★★★★☆	98	95	98	HIGH	6,898
SECONDARY	FALLS CITY HIGH SCHOOL	KARNES	157	EXEMPLARY	★★★★☆	50	53	42	LOW	7,426
<b>FANNINDEL ISD</b>										
ELEMENTARY	FANNINDEL ELEMENTARY SCHOOL	DELTA	111	EXEMPLARY	**	**	**	**	**	**
ELEMENTARY AND SECONDARY	FANNINDEL HIGH SCHOOL	DELTA	90	ACADEMICALLY ACCEPTABLE	★★★★☆	16	40	5	VERY LOW	6,879
<b>FARMERSVILLE ISD</b>										
ELEMENTARY	FARMERSVILLE INTERMEDIATE SCHOOL	COLLIN	438	EXEMPLARY	★★★★☆	52	54	45	VERY LOW	4,191
	TATUM ELEMENTARY SCHOOL	COLLIN	239	EXEMPLARY	**	**	**	**	LOW	5,148
MIDDLE	FARMERSVILLE JUNIOR HIGH SCHOOL	COLLIN	349	ACADEMICALLY ACCEPTABLE	★★★★☆	26	27	29	VERY LOW	4,583
SECONDARY	COLLIN COUNTY JJAEP	COLLIN	2	NOT RATED: OTHER	**	**	**	**	**	**
	FARMERSVILLE HIGH SCHOOL	COLLIN	431	RECOGNIZED	★★★★☆	25	29	23	VERY LOW	4,521
<b>FARWELL ISD</b>										
ELEMENTARY	FARWELL ELEMENTARY SCHOOL	PARMER	260	RECOGNIZED	★★★★☆	44	48	36	AVERAGE	7,025
MIDDLE	FARWELL JUNIOR HIGH SCHOOL	PARMER	117	RECOGNIZED	★★★★☆	30	17	49	HIGH	7,416
SECONDARY	FARWELL HIGH SCHOOL	PARMER	140	RECOGNIZED	★★★★☆	54	46	61	HIGH	11,511
<b>FAYETTEVILLE ISD</b>										
ELEMENTARY	FAYETTEVILLE ELEMENTARY SCHOOL	FAYETTE	93	ACADEMICALLY ACCEPTABLE	★★★★☆	29	56	10	LOW	6,269
ELEMENTARY AND SECONDARY	FAYETTEVILLE SCHOOLS	FAYETTE	120	RECOGNIZED	★★★★☆	43	51	32	LOW	6,611
<b>FERRIS ISD</b>										
ELEMENTARY	FERRIS INTERMEDIATE SCHOOL	ELLIS	513	RECOGNIZED	★★★★☆	23	43	10	VERY LOW	4,346
	HAZEL INGRAM ELEMENTARY SCHOOL	ELLIS	351	NOT RATED: OTHER	**	**	**	**	VERY LOW	4,049
	LUCY MAE MCDONALD ELEMENTARY SCHOOL	ELLIS	550	EXEMPLARY	**	**	**	**	VERY LOW	4,491
MIDDLE	FERRIS JUNIOR HIGH SCHOOL	ELLIS	347	ACADEMICALLY ACCEPTABLE	★★★★☆	3	3	6	VERY LOW	4,737

\*\* Insufficient data

Composite Progress Percentile: ● 80-99 ● 60-79 ○ 40-59 ● 20-39 ● LESS THAN 20

SCHOOL TYPE/ DISTRICT NAME	CAMPUS NAME	COUNTY	ENROLL- MENT	2008-2009 ACCOUNTABILITY RATING	FAST RATING	COMPOSITE PROGRESS PERCENTILE	MATH PROGRESS PERCENTILE	READING PROGRESS PERCENTILE	SPENDING INDEX	ADJUSTED SPENDING PER PUPIL
<b>FERRIS ISD (CONCLUDED)</b>										
SECONDARY	FERRIS HIGH SCHOOL	ELLIS	664	RECOGNIZED	★★★★★	62	53	68	VERY LOW	\$4,710
<b>FLATONIA ISD</b>										
ELEMENTARY	FLATONIA ELEMENTARY SCHOOL	FAYETTE	313	RECOGNIZED	★★★★☆	44	34	54	AVERAGE	6,493
SECONDARY	FLATONIA SECONDARY SCHOOL	FAYETTE	244	RECOGNIZED	★★★★☆	57	55	57	LOW	6,465
<b>FLORENCE ISD</b>										
ELEMENTARY	FLORENCE ELEMENTARY	WILLIAMSON	477	EXEMPLARY	★★★★☆	63	67	55	LOW	5,026
MIDDLE	FLORENCE MIDDLE SCHOOL	WILLIAMSON	242	ACADEMICALLY ACCEPTABLE	★★★★☆	23	19	31	HIGH	5,867
SECONDARY	FLORENCE HIGH SCHOOL	WILLIAMSON	342	RECOGNIZED	★★★★☆	27	39	18	AVERAGE	6,675
<b>FLORESVILLE ISD</b>										
ELEMENTARY	EARLY CHILDHOOD CENTER	WILSON	361	NOT RATED: OTHER	**	**	**	**	LOW	4,777
	FLORESVILLE ELEMENTARY SCHOOL	WILSON	790	RECOGNIZED	★★★★☆	54	53	51	AVERAGE	5,247
	FLORESVILLE PRIMARY SCHOOL	WILSON	554	RECOGNIZED	**	**	**	**	LOW	4,684
MIDDLE	FLORESVILLE MIDDLE SCHOOL	WILSON	833	RECOGNIZED	★★★★☆	34	39	28	LOW	4,817
SECONDARY	FLORESVILLE ALTERNATIVE CENTER	WILSON	13	NOT RATED: OTHER	**	**	**	**	**	**
	FLORESVILLE CHOICE PROGRAM	WILSON	24	AEA: ACADEMICALLY ACCEPTABLE	**	**	**	**	**	**
	FLORESVILLE HIGH SCHOOL	WILSON	1,092	RECOGNIZED	★★★★☆	30	23	41	LOW	5,748
ELEMENTARY AND SECONDARY	WILSON COUNTY JJAEP	WILSON	7	NOT RATED: OTHER	**	**	**	**	**	**
<b>FLOUR BLUFF ISD</b>										
ELEMENTARY	EARLY CHILDHOOD CENTER	NUECES	497	NOT RATED: OTHER	**	**	**	**	LOW	5,306
	FLOUR BLUFF ELEMENTARY SCHOOL	NUECES	832	EXEMPLARY	★★★★☆	65	49	76	AVERAGE	5,335
	FLOUR BLUFF PRIMARY SCHOOL	NUECES	737	EXEMPLARY	**	**	**	**	LOW	4,786
MIDDLE	FLOUR BLUFF INTERMEDIATE SCHOOL	NUECES	811	RECOGNIZED	★★★★☆	57	60	51	AVERAGE	4,961
	FLOUR BLUFF JUNIOR HIGH SCHOOL	NUECES	892	ACADEMICALLY ACCEPTABLE	★★★★☆	9	16	9	HIGH	5,268
SECONDARY	FLOUR BLUFF HIGH SCHOOL	NUECES	1,796	RECOGNIZED	★★★★☆	35	17	59	AVERAGE	5,718
	NUECES COUNTY JJAEP	NUECES	10	NOT RATED: OTHER	**	**	**	**	**	**
<b>FLOYDADA ISD</b>										
ELEMENTARY	AB DUNCAN ELEMENTARY SCHOOL	FLOYD	453	RECOGNIZED	**	**	**	**	HIGH	8,057
MIDDLE	FLOYDADA JUNIOR HIGH SCHOOL	FLOYD	175	ACADEMICALLY ACCEPTABLE	★★★★☆	35	44	26	VERY HIGH	12,374
SECONDARY	FLOYDADA HIGH SCHOOL	FLOYD	237	RECOGNIZED	★★★★☆	35	73	6	VERY HIGH	11,576
	FLOYDADA ISD DAEP	FLOYD	5	NOT RATED: OTHER	**	**	**	**	**	**
ELEMENTARY AND SECONDARY	PAC	FLOYD	12	AEA: ACADEMICALLY ACCEPTABLE	**	**	**	**	**	**
<b>FOCUS LEARNING ACADEMY (C)</b>										
ELEMENTARY	FOCUS LEARNING ACADEMY (C)	DALLAS	412	AEA: ACADEMICALLY ACCEPTABLE	**	**	**	**	AVERAGE	5,094
<b>FOLLETT ISD</b>										
ELEMENTARY AND SECONDARY	FOLLETT SCHOOL	LIPSCOMB	170	RECOGNIZED	★★★★☆	41	61	18	HIGH	9,795
<b>FORESTBURG ISD</b>										
ELEMENTARY AND SECONDARY	FORESTBURG SCHOOL	MONTAGUE	183	RECOGNIZED	★★★★☆	50	46	53	AVERAGE	6,895
<b>FORNEY ISD</b>										
ELEMENTARY	BLACKBURN ELEMENTARY SCHOOL	KAUFMAN	523	EXEMPLARY	★★★★★	61	57	62	VERY LOW	3,985
	CROSBY ELEMENTARY SCHOOL	KAUFMAN	352	EXEMPLARY	★★★★☆	80	79	78	AVERAGE	5,471
	HENDERSON ELEMENTARY SCHOOL	KAUFMAN	668	EXEMPLARY	★★★★★	90	84	91	VERY LOW	3,486
	JOHNSON ELEMENTARY SCHOOL	KAUFMAN	537	EXEMPLARY	★★★★★	81	70	86	LOW	4,433
	KATHRYN WOLFE CRISWELL ELEMENTARY SCHOOL	KAUFMAN	595	EXEMPLARY	★★★★★	78	82	74	VERY LOW	4,464
	LE CLAYTON ELEMENTARY SCHOOL	KAUFMAN	485	EXEMPLARY	★★★★★	83	78	84	VERY LOW	4,488
	LEWIS ELEMENTARY SCHOOL	KAUFMAN	320	EXEMPLARY	★★★★☆	89	79	92	HIGH	5,589
	MARGARET TAYLOR SMITH ELEMENTARY SCHOOL	KAUFMAN	395	EXEMPLARY	**	**	**	**	**	**
	NELL HILL RHEA ELEMENTARY SCHOOL	KAUFMAN	534	EXEMPLARY	**	**	**	**	**	**
MIDDLE	BROWN MIDDLE SCHOOL	KAUFMAN	561	ACADEMICALLY ACCEPTABLE	★★★★☆	2	3	4	VERY LOW	3,901
	WARREN MIDDLE SCHOOL	KAUFMAN	641	RECOGNIZED	**	**	**	**	**	**
SECONDARY	FORNEY HIGH SCHOOL	KAUFMAN	1,802	ACADEMICALLY ACCEPTABLE	★★★★☆	38	20	61	AVERAGE	5,058

\*\* Insufficient data

Composite Progress Percentile: ● 80-99 ● 60-79 ○ 40-59 ● 20-39 ● LESS THAN 20

SCHOOL TYPE/ DISTRICT NAME	CAMPUS NAME	COUNTY	ENROLL- MENT	2008-2009 ACCOUNTABILITY RATING	FAST RATING	COMPOSITE PROGRESS PERCENTILE	MATH PROGRESS PERCENTILE	READING PROGRESS PERCENTILE	SPENDING INDEX	ADJUSTED SPENDING PER PUPIL
<b>FORSAN ISD</b>										
ELEMENTARY	ELBOW ELEMENTARY SCHOOL	HOWARD	344	EXEMPLARY	★★★★★	● 83	83	81	LOW	\$6,583
ELEMENTARY AND SECONDARY	FORSAN HIGH SCHOOL	HOWARD	361	ACADEMICALLY ACCEPTABLE	★★★★★	◐ 39	18	64	VERY LOW	7,153
<b>FORT BEND ISD</b>										
ELEMENTARY	ARIZONA FLEMING ELEMENTARY SCHOOL	FORT BEND	750	ACADEMICALLY ACCEPTABLE	★★★★★	● 96	92	96	AVERAGE	5,142
	AUSTIN PARKWAY ELEMENTARY SCHOOL	FORT BEND	818	EXEMPLARY	★★★★★	● 97	93	97	LOW	4,598
	BARBARA JORDAN ELEMENTARY SCHOOL	FORT BEND	803	RECOGNIZED	★★★★★	● 92	82	94	AVERAGE	4,631
	BARRINGTON PLACE ELEMENTARY SCHOOL	FORT BEND	849	EXEMPLARY	★★★★★	○ 55	57	50	LOW	4,871
	BLUE RIDGE ELEMENTARY SCHOOL	FORT BEND	639	RECOGNIZED	★★★★★	○ 59	79	31	VERY HIGH	6,669
	BRAZOS BEND ELEMENTARY SCHOOL	FORT BEND	764	EXEMPLARY	★★★★★	● 91	84	93	LOW	4,821
	BRIARGATE ELEMENTARY SCHOOL	FORT BEND	570	RECOGNIZED	★★★★★	● 90	97	76	AVERAGE	5,465
	COLONY BEND ELEMENTARY SCHOOL	FORT BEND	420	EXEMPLARY	★★★★★	● 88	84	87	AVERAGE	6,415
	COLONY MEADOWS ELEMENTARY SCHOOL	FORT BEND	585	EXEMPLARY	★★★★★	● 92	91	90	LOW	5,360
	COMMONWEALTH ELEMENTARY SCHOOL	FORT BEND	723	EXEMPLARY	★★★★★	● 86	71	92	LOW	4,930
	CORNERSTONE ELEMENTARY SCHOOL	FORT BEND	608	EXEMPLARY	**	**	**	**	**	**
	DR LYNN ARMSTRONG ELEMENTARY SCHOOL	FORT BEND	740	ACADEMICALLY ACCEPTABLE	**	**	**	**	**	**
	DULLES ELEMENTARY SCHOOL	FORT BEND	687	RECOGNIZED	★★★★★	◐ 73	76	70	AVERAGE	5,117
	EA JONES ELEMENTARY SCHOOL	FORT BEND	871	RECOGNIZED	★★★★★	◐ 70	81	57	AVERAGE	5,709
	EDGAR GLOVER JR ELEMENTARY SCHOOL	FORT BEND	765	RECOGNIZED	★★★★★	● 84	83	83	HIGH	5,491
	HIGHLANDS ELEMENTARY SCHOOL	FORT BEND	637	EXEMPLARY	★★★★★	● 95	96	90	AVERAGE	5,231
	HUNTERS GLEN ELEMENTARY SCHOOL	FORT BEND	635	RECOGNIZED	★★★★★	○ 44	44	41	LOW	5,489
	JAN SCHIFF ELEMENTARY SCHOOL	FORT BEND	744	RECOGNIZED	**	**	**	**	**	**
	LAKEVIEW ELEMENTARY SCHOOL	FORT BEND	587	EXEMPLARY	★★★★★	◐ 78	83	73	HIGH	5,723
	LANTERN LANE ELEMENTARY SCHOOL	FORT BEND	680	ACADEMICALLY ACCEPTABLE	★★★★★	◐ 78	88	65	LOW	4,928
	LEXINGTON CREEK ELEMENTARY SCHOOL	FORT BEND	702	ACADEMICALLY ACCEPTABLE	★★★★★	◐ 76	64	83	LOW	4,948
	LULA BELLE GOODMAN ELEMENTARY SCHOOL	FORT BEND	574	ACADEMICALLY ACCEPTABLE	★★★★★	○ 58	61	51	AVERAGE	5,361
	MARY AUSTIN HOLLEY ELEMENTARY SCHOOL	FORT BEND	790	ACADEMICALLY ACCEPTABLE	**	**	**	**	**	**
	MEADOWS ELEMENTARY SCHOOL	FORT BEND	437	EXEMPLARY	★★★★★	● 90	91	87	AVERAGE	5,892
	MISSION BEND ELEMENTARY SCHOOL	FORT BEND	780	ACADEMICALLY ACCEPTABLE	★★★★★	◐ 70	75	64	AVERAGE	5,361
	MISSION GLEN ELEMENTARY SCHOOL	FORT BEND	708	RECOGNIZED	★★★★★	● 97	98	90	LOW	5,170
	MISSION WEST ELEMENTARY SCHOOL	FORT BEND	839	RECOGNIZED	★★★★★	● 93	93	89	LOW	4,945
	OAKLAND ELEMENTARY SCHOOL	FORT BEND	977	RECOGNIZED	★★★★★	◐ 79	82	74	LOW	4,511
	OYSTER CREEK ELEMENTARY SCHOOL	FORT BEND	855	RECOGNIZED	★★★★★	● 89	81	90	VERY LOW	4,609
	PALMER ELEMENTARY SCHOOL	FORT BEND	807	EXEMPLARY	★★★★★	◐ 74	69	77	LOW	4,675
	PECAN GROVE ELEMENTARY SCHOOL	FORT BEND	583	EXEMPLARY	★★★★★	◐ 79	77	79	AVERAGE	5,094
	QUAIL VALLEY ELEMENTARY SCHOOL	FORT BEND	554	RECOGNIZED	★★★★★	● 89	85	90	AVERAGE	5,763
	RIDGEGATE ELEMENTARY SCHOOL	FORT BEND	745	ACADEMICALLY ACCEPTABLE	★★★★★	● 13	12	19	HIGH	5,873
	RIDGEMONT ELEMENTARY SCHOOL	FORT BEND	807	ACADEMICALLY ACCEPTABLE	★★★★★	○ 59	48	68	HIGH	5,489
	RITA DRABEK ELEMENTARY SCHOOL	FORT BEND	884	EXEMPLARY	★★★★★	● 94	82	97	VERY LOW	4,717
	ROSA PARKS ELEMENTARY SCHOOL	FORT BEND	598	RECOGNIZED	**	**	**	**	**	**
	SCANLAN OAKS ELEMENTARY SCHOOL	FORT BEND	897	EXEMPLARY	★★★★★	● 85	72	90	LOW	4,142
	SETTLERS WAY ELEMENTARY SCHOOL	FORT BEND	698	EXEMPLARY	★★★★★	◐ 71	49	86	LOW	5,052
	SIENNA CROSSING ELEMENTARY SCHOOL	FORT BEND	934	EXEMPLARY	★★★★★	● 89	76	93	VERY LOW	4,516
	SUGAR MILL ELEMENTARY SCHOOL	FORT BEND	753	EXEMPLARY	★★★★★	● 81	71	87	LOW	5,074
	TOWNWEST ELEMENTARY SCHOOL	FORT BEND	854	ACADEMICALLY ACCEPTABLE	★★★★★	◐ 33	51	16	AVERAGE	5,352
	WALKER STATION ELEMENTARY SCHOOL	FORT BEND	928	EXEMPLARY	★★★★★	● 95	88	96	VERY LOW	4,355
	WALTER MOSES BURTON ELEMENTARY SCHOOL	FORT BEND	925	ACADEMICALLY ACCEPTABLE	★★★★★	○ 43	42	42	HIGH	4,756
MIDDLE	BILLY BAINES MIDDLE SCHOOL	FORT BEND	1,245	ACADEMICALLY ACCEPTABLE	★★★★★	◐ 32	21	47	LOW	4,820
	CHRISTA MCAULIFFE MIDDLE SCHOOL	FORT BEND	641	ACADEMICALLY ACCEPTABLE	★★★★★	● 14	2	52	HIGH	6,274
	DAVID CROCKETT MIDDLE SCHOOL	FORT BEND	1,309	ACADEMICALLY ACCEPTABLE	**	**	**	**	**	**
	DULLES MIDDLE SCHOOL	FORT BEND	1,413	ACADEMICALLY ACCEPTABLE	★★★★★	○ 44	40	46	LOW	4,776
	FIRST COLONY MIDDLE SCHOOL	FORT BEND	1,203	ACADEMICALLY ACCEPTABLE	★★★★★	○ 49	52	42	LOW	4,564
	FORT SETTLEMENT MIDDLE SCHOOL	FORT BEND	1,057	EXEMPLARY	★★★★★	◐ 62	69	50	LOW	4,658

\*\* Insufficient data

Composite Progress Percentile: ● 80-99 ◐ 60-79 ○ 40-59 ◐ 20-39 ● LESS THAN 20



SCHOOL TYPE/ DISTRICT NAME	CAMPUS NAME	COUNTY	ENROLL- MENT	2008-2009 ACCOUNTABILITY RATING	FAST RATING	COMPOSITE PROGRESS PERCENTILE	MATH PROGRESS PERCENTILE	READING PROGRESS PERCENTILE	SPENDING INDEX	ADJUSTED SPENDING PER PUPIL
<b>FORT BEND ISD (CONCLUDED)</b>										
	HODGES BEND MIDDLE SCHOOL	FORT BEND	1,407	ACADEMICALLY ACCEPTABLE	★★★★☆	20	14	33	VERY LOW	\$4,619
	LAKE OLYMPIA MIDDLE SCHOOL	FORT BEND	1,255	ACADEMICALLY ACCEPTABLE	★★★★☆	20	13	34	LOW	4,928
	MACARIO GARCIA MIDDLE SCHOOL	FORT BEND	1,391	RECOGNIZED	★★★★☆	44	46	41	LOW	4,221
	MISSOURI CITY MIDDLE SCHOOL	FORT BEND	682	ACADEMICALLY ACCEPTABLE	★★★★☆	41	16	70	HIGH	6,962
	QUAIL VALLEY MIDDLE SCHOOL	FORT BEND	792	ACADEMICALLY ACCEPTABLE	★★★★☆	21	12	37	LOW	5,262
	SARTARTIA MIDDLE SCHOOL	FORT BEND	1,230	EXEMPLARY	★★★★☆	63	71	50	LOW	4,496
	SUGAR LAND MIDDLE SCHOOL	FORT BEND	1,476	ACADEMICALLY ACCEPTABLE	★★★★☆	41	31	53	AVERAGE	4,485
SECONDARY	CLEMENTS HIGH SCHOOL	FORT BEND	2,663	RECOGNIZED	★★★★☆	52	53	46	VERY LOW	4,370
	DULLES HIGH SCHOOL	FORT BEND	2,269	RECOGNIZED	★★★★☆	52	51	48	LOW	4,685
	FORT BEND COUNTY ALTERNATIVE SCHOOL	FORT BEND	27	NOT RATED: OTHER	**	**	**	**	VERY LOW	5,691
	GEORGE BUSH HIGH SCHOOL	FORT BEND	2,001	RECOGNIZED	★★★★☆	57	41	70	AVERAGE	4,864
	HIGHTOWER HIGH SCHOOL	FORT BEND	2,733	RECOGNIZED	★★★★☆	62	36	81	VERY LOW	4,446
	KEMPNER HIGH SCHOOL	FORT BEND	2,498	RECOGNIZED	★★★★☆	45	54	33	LOW	4,595
	LAWRENCE E ELKINS HIGH SCHOOL	FORT BEND	2,388	RECOGNIZED	★★★★☆	50	39	59	LOW	4,590
	STEPHEN F AUSTIN HIGH SCHOOL	FORT BEND	2,236	RECOGNIZED	★★★★☆	69	60	75	VERY LOW	4,348
	THURGOOD MARSHALL HIGH SCHOOL	FORT BEND	1,411	RECOGNIZED	★★★★☆	48	36	60	LOW	5,643
	WILLIAM B TRAVIS HIGH SCHOOL	FORT BEND	2,127	RECOGNIZED	★★★★☆	61	51	67	HIGH	5,470
	WILLOWRIDGE HIGH SCHOOL	FORT BEND	1,470	ACADEMICALLY ACCEPTABLE	★★★★☆	37	21	57	AVERAGE	6,303
ELEMENTARY AND SECONDARY	MR WOOD CENTER FOR LEARNING	FORT BEND	79	NOT RATED: OTHER	**	**	**	**	**	**
<b>FORT DAVIS ISD</b>										
ELEMENTARY	DIRKS-ANDERSON ELEMENTARY SCHOOL	JEFF DAVIS	143	RECOGNIZED	★★★★☆	61	63	54	HIGH	10,364
SECONDARY	FORT DAVIS AEC	JEFF DAVIS	70	AEA: ACADEMICALLY ACCEPTABLE	**	**	**	**	**	**
	FORT DAVIS HIGH SCHOOL	JEFF DAVIS	131	RECOGNIZED	★★★★☆	43	18	69	VERY HIGH	13,599
<b>FORT ELLIOTT CISD</b>										
ELEMENTARY AND SECONDARY	FORT ELLIOT ELEMENTARY SCHOOL	WHEELER	149	RECOGNIZED	★★★★☆	22	13	38	VERY HIGH	14,632
<b>FORT HANCOCK ISD</b>										
ELEMENTARY	BENITO MARTINEZ ELEMENTARY SCHOOL	HUDSPETH	189	RECOGNIZED	★★★★☆	2	12	1	AVERAGE	8,849
MIDDLE	FORT HANCOCK MIDDLE SCHOOL	HUDSPETH	167	ACADEMICALLY ACCEPTABLE	**	16	35	7	**	8,657
SECONDARY	FORT HANCOCK HIGH SCHOOL	HUDSPETH	129	ACADEMICALLY ACCEPTABLE	★★★★☆	11	17	10	LOW	10,300
<b>FORT SAM HOUSTON ISD</b>										
ELEMENTARY	FORT SAM HOUSTON ELEMENTARY SCHOOL	BEXAR	762	RECOGNIZED	★★★★☆	47	36	58	HIGH	6,496
ELEMENTARY AND SECONDARY	ROBERT G COLE MIDDLE SCHOOL/HIGH SCHOOL	BEXAR	676	RECOGNIZED	★★★★☆	49	29	69	VERY HIGH	8,175
<b>FORT STOCKTON ISD</b>										
ELEMENTARY	ALAMO ELEMENTARY SCHOOL	PECOS	500	EXEMPLARY	**	**	**	**	VERY HIGH	7,985
	APACHE ELEMENTARY SCHOOL	PECOS	310	EXEMPLARY	**	**	**	**	HIGH	8,071
	FORT STOCKTON INTERMEDIATE SCHOOL	PECOS	352	RECOGNIZED	★★★★☆	37	69	10	VERY HIGH	8,242
MIDDLE	FORT STOCKTON MIDDLE SCHOOL	PECOS	537	ACADEMICALLY ACCEPTABLE	★★★★☆	2	3	3	AVERAGE	7,695
SECONDARY	FORT STOCKTON HIGH SCHOOL	PECOS	645	ACADEMICALLY ACCEPTABLE	★★★★☆	28	18	44	HIGH	8,923
<b>FORT WORTH ACADEMY OF FINE ARTS (C)</b>										
ELEMENTARY	FORT WORTH ACADEMY OF FINE ARTS ELEMENTARY SCHOOL (C)	TARRANT	130	RECOGNIZED	★★★★☆	75	57	87	VERY LOW	3,904
SECONDARY	FORT WORTH ACADEMY OF FINE ARTS (C)	TARRANT	255	EXEMPLARY	★★★★☆	48	39	56	VERY LOW	4,062
<b>FORT WORTH CAN ACADEMY (C)</b>										
SECONDARY	FORT WORTH CAN ACADEMY (C)	TARRANT	362	AEA: ACADEMICALLY UNACCEPTABLE	**	**	**	**	VERY LOW	5,095
	FORT. WORTH CAN ACADEMY RIVER OAKS (C)	TARRANT	258	AEA: ACADEMICALLY ACCEPTABLE	**	**	**	**	LOW	5,468
<b>FORT WORTH ISD</b>										
ELEMENTARY	ALICE CARLSON APPLIED LEARNING CENTER	TARRANT	396	EXEMPLARY	★★★★☆	59	45	70	VERY LOW	4,943
	ALICE D CONTRERAS ELEMENTARY SCHOOL	TARRANT	829	RECOGNIZED	★★★★☆	85	66	93	VERY LOW	4,744
	AM PATE ELEMENTARY SCHOOL	TARRANT	563	ACADEMICALLY UNACCEPTABLE	★★★★☆	5	15	4	LOW	5,274
	ASSESSMENT CENTER	TARRANT	8	NOT RATED: OTHER	**	**	**	**	**	**
	ATWOOD MCDONALD ELEMENTARY SCHOOL	TARRANT	603	ACADEMICALLY ACCEPTABLE	★★★★☆	24	42	12	VERY LOW	4,519
	BENBROOK ELEMENTARY SCHOOL	TARRANT	493	EXEMPLARY	★★★★☆	41	43	36	VERY LOW	4,667

\*\* Insufficient data

Composite Progress Percentile: ● 80-99 ● 60-79 ○ 40-59 ● 20-39 ● LESS THAN 20

SCHOOL TYPE/ DISTRICT NAME	CAMPUS NAME	COUNTY	ENROLL- MENT	2008-2009 ACCOUNTABILITY RATING	FAST RATING	COMPOSITE PROGRESS PERCENTILE	MATH PROGRESS PERCENTILE	READING PROGRESS PERCENTILE	SPENDING INDEX	ADJUSTED SPENDING PER PUPIL
FORT WORTH ISD (CONTINUED)										
	BILL J ELLIOT ELEMENTARY SCHOOL	TARRANT	590	RECOGNIZED	★★★★★	● 94	91	94	LOW	\$4,904
	BONNIE BRAE ELEMENTARY SCHOOL	TARRANT	409	ACADEMICALLY ACCEPTABLE	★★★★★	● 90	74	95	AVERAGE	5,866
	BRUCE SHULKEY ELEMENTARY SCHOOL	TARRANT	536	ACADEMICALLY ACCEPTABLE	★★★★★	◐ 33	14	60	AVERAGE	5,271
	BURTON HILL ELEMENTARY SCHOOL	TARRANT	426	EXEMPLARY	★★★★★	◐ 74	93	46	HIGH	5,903
	CARROLL PEAK ELEMENTARY SCHOOL	TARRANT	466	RECOGNIZED	★★★★★	○ 55	53	53	LOW	5,285
	CARTER PARK ELEMENTARY SCHOOL	TARRANT	618	ACADEMICALLY ACCEPTABLE	★★★★★	○ 52	35	66	HIGH	5,073
	CESAR CHAVEZ PRIMARY SCHOOL	TARRANT	611	ACADEMICALLY ACCEPTABLE	**	**	**	**	LOW	4,882
	CHARLES NASH ELEMENTARY SCHOOL	TARRANT	259	EXEMPLARY	★★★★★	◐ 79	86	70	HIGH	5,763
	CHRISTENE C MOSS ELEMENTARY SCHOOL	TARRANT	399	RECOGNIZED	★★★★★	● 18	38	8	HIGH	5,876
	CLIFFORD DAVIS ELEMENTARY SCHOOL	TARRANT	544	EXEMPLARY	★★★★★	◐ 72	73	70	AVERAGE	5,118
	COMO ELEMENTARY SCHOOL	TARRANT	469	ACADEMICALLY ACCEPTABLE	★★★★★	● 6	23	3	LOW	5,170
	COMO MONTESSORI SCHOOL	TARRANT	337	RECOGNIZED	★★★★★	● 88	76	92	HIGH	6,658
	DAGGETT ELEMENTARY SCHOOL	TARRANT	658	RECOGNIZED	★★★★★	◐ 74	65	79	LOW	4,952
	DAGGETT MONTESSORI SCHOOL	TARRANT	550	RECOGNIZED	★★★★★	○ 41	32	50	HIGH	5,402
	DAVID K SELLARS ELEMENTARY SCHOOL	TARRANT	650	RECOGNIZED	★★★★★	○ 40	50	27	VERY LOW	4,797
	DE ZAVALA ELEMENTARY SCHOOL	TARRANT	368	RECOGNIZED	★★★★★	○ 42	36	49	LOW	5,694
	DIAMOND HILL ELEMENTARY SCHOOL	TARRANT	659	EXEMPLARY	★★★★★	● 91	94	84	LOW	5,138
	DOLORES HUERTA ELEMENTARY SCHOOL	TARRANT	561	RECOGNIZED	★★★★★	◐ 36	23	52	VERY LOW	4,756
	EAST HANDLEY ELEMENTARY SCHOOL	TARRANT	386	RECOGNIZED	★★★★★	○ 47	50	41	AVERAGE	5,128
	EASTERN HILLS ELEMENTARY SCHOOL	TARRANT	572	ACADEMICALLY ACCEPTABLE	★★★★★	○ 40	51	27	LOW	5,003
	EDWARD BRISCOE ELEMENTARY SCHOOL	TARRANT	414	ACADEMICALLY UNACCEPTABLE	★★★★★	● 7	3	26	HIGH	5,145
	GEORGE CLARKE ELEMENTARY SCHOOL	TARRANT	604	RECOGNIZED	★★★★★	○ 52	58	41	AVERAGE	5,428
	GLEN PARK ELEMENTARY SCHOOL	TARRANT	790	RECOGNIZED	★★★★★	◐ 64	43	79	VERY LOW	4,310
	GREENBRIAR ELEMENTARY SCHOOL	TARRANT	561	RECOGNIZED	★★★★★	○ 50	41	57	LOW	5,260
	HARLEAN BEAL ELEMENTARY SCHOOL	TARRANT	536	ACADEMICALLY ACCEPTABLE	★★★★★	○ 43	62	21	VERY LOW	4,775
	HELBING ELEMENTARY SCHOOL	TARRANT	609	RECOGNIZED	★★★★★	◐ 77	53	90	VERY LOW	5,172
	HUBBARD ELEMENTARY SCHOOL	TARRANT	702	RECOGNIZED	★★★★★	◐ 34	26	45	LOW	4,891
	IM TERRELL ELEMENTARY	TARRANT	289	RECOGNIZED	★★★★★	◐ 69	75	61	HIGH	5,745
	INSIGHTS ELEMENTARY DAEP	TARRANT	31	NOT RATED: OTHER	**	**	**	**	**	**
	JT STEVENS ELEMENTARY SCHOOL	TARRANT	668	RECOGNIZED	★★★★★	● 96	94	94	AVERAGE	4,723
	KIRKPATRICK ELEMENTARY SCHOOL	TARRANT	415	RECOGNIZED	★★★★★	◐ 67	85	41	LOW	5,611
	LILY B CLAYTON ELEMENTARY SCHOOL	TARRANT	498	RECOGNIZED	★★★★★	● 86	63	95	AVERAGE	5,170
	LOWERY ROAD ELEMENTARY SCHOOL	TARRANT	872	ACADEMICALLY ACCEPTABLE	★★★★★	◐ 39	50	27	VERY LOW	4,373
	LUELLA MERRETT ELEMENTARY SCHOOL	TARRANT	584	RECOGNIZED	★★★★★	◐ 32	10	65	HIGH	5,215
	MANUEL JARA ELEMENTARY SCHOOL	TARRANT	687	RECOGNIZED	★★★★★	○ 56	44	65	LOW	4,902
	MAUDE I LOGAN ELEMENTARY SCHOOL	TARRANT	533	ACADEMICALLY ACCEPTABLE	★★★★★	○ 46	66	20	VERY LOW	4,816
	MAUDRIE WALTON ELEMENTARY SCHOOL	TARRANT	468	RECOGNIZED	★★★★★	○ 52	70	28	AVERAGE	5,215
	MCRAE ELEMENTARY SCHOOL	TARRANT	921	RECOGNIZED	★★★★★	◐ 25	31	21	VERY LOW	4,453
	MEADOWBROOK ELEMENTARY SCHOOL	TARRANT	849	ACADEMICALLY ACCEPTABLE	★★★★★	○ 42	50	31	LOW	4,765
	MG ELLIS ELEMENTARY SCHOOL	TARRANT	501	NOT RATED: OTHER	**	**	**	**	AVERAGE	5,267
	MITCHELL BOULEVARD ELEMENTARY SCHOOL	TARRANT	472	ACADEMICALLY ACCEPTABLE	★★★★★	◐ 33	50	18	AVERAGE	5,366
	ML PHILLIPS ELEMENTARY SCHOOL	TARRANT	522	RECOGNIZED	★★★★★	◐ 73	66	78	LOW	5,488
	MOORE M H ELEMENTARY SCHOOL	TARRANT	375	ACADEMICALLY ACCEPTABLE	★★★★★	● 13	19	12	AVERAGE	5,160
	MORNINGSIDE ELEMENTARY SCHOOL	TARRANT	424	ACADEMICALLY ACCEPTABLE	★★★★★	● 13	9	24	HIGH	6,538
	NATHA HOWELL ELEMENTARY SCHOOL	TARRANT	472	RECOGNIZED	★★★★★	○ 43	43	41	AVERAGE	5,366
	NORTH HI MOUNT ELEMENTARY SCHOOL	TARRANT	251	EXEMPLARY	★★★★★	◐ 70	67	70	AVERAGE	6,422
	OAKHURST ELEMENTARY SCHOOL	TARRANT	623	RECOGNIZED	★★★★★	◐ 71	47	87	LOW	4,928
	OAKLAWN ELEMENTARY SCHOOL	TARRANT	385	RECOGNIZED	★★★★★	○ 48	41	53	HIGH	6,874
	PRE-K SATELLITE CENTERS	TARRANT	194	NOT RATED: OTHER	**	**	**	**	**	**
	RICHARD J WILSON ELEMENTARY SCHOOL	TARRANT	717	RECOGNIZED	★★★★★	◐ 69	79	57	VERY LOW	4,512
	RIDGLEA HILLS ELEMENTARY SCHOOL	TARRANT	608	EXEMPLARY	★★★★★	◐ 71	41	89	LOW	4,837
	RIVERSIDE APPLIED LEARNING CENTER	TARRANT	295	EXEMPLARY	★★★★★	○ 57	63	45	AVERAGE	5,284

\*\* Insufficient data

Composite Progress Percentile: ● 80-99 ◐ 60-79 ○ 40-59 ◐ 20-39 ● LESS THAN 20

SCHOOL TYPE/ DISTRICT NAME	CAMPUS NAME	COUNTY	ENROLL- MENT	2008-2009 ACCOUNTABILITY RATING	FAST RATING	COMPOSITE PROGRESS PERCENTILE	MATH PROGRESS PERCENTILE	READING PROGRESS PERCENTILE	SPENDING INDEX	ADJUSTED SPENDING PER PUPIL
FORT WORTH ISD (CONTINUED)										
	RUFINO MENDOZA SR ELEMENTARY SCHOOL	TARRANT	436	RECOGNIZED	★★★★★	61	59	61	AVERAGE	\$4,946
	SAGAMORE HILL ELEMENTARY SCHOOL	TARRANT	780	RECOGNIZED	★★★★★	67	59	73	VERY LOW	4,824
	SAM ROSEN ELEMENTARY SCHOOL	TARRANT	539	ACADEMICALLY ACCEPTABLE	★★★★★	69	59	76	AVERAGE	5,137
	SEMINARY HILLS PARK ELEMENTARY SCHOOL	TARRANT	522	RECOGNIZED	★★★★★	44	37	51	LOW	5,121
	SOUTH HI MOUNT ELEMENTARY SCHOOL	TARRANT	608	RECOGNIZED	★★★★★	51	34	67	VERY LOW	4,727
	SOUTH HILLS ELEMENTARY SCHOOL	TARRANT	875	RECOGNIZED	★★★★★	70	65	73	LOW	4,538
	SPRINGDALE ELEMENTARY SCHOOL	TARRANT	592	RECOGNIZED	★★★★★	54	47	60	LOW	4,977
	SS DILLOW ELEMENTARY SCHOOL	TARRANT	495	RECOGNIZED	★★★★★	55	77	26	LOW	4,940
	SUNRISE – MCMILLIAN ELEMENTARY SCHOOL	TARRANT	424	ACADEMICALLY ACCEPTABLE	★★★☆☆	6	24	3	HIGH	5,966
	TA SIMS ELEMENTARY SCHOOL	TARRANT	723	ACADEMICALLY ACCEPTABLE	★★★☆☆	11	20	9	VERY LOW	4,732
	TANGLEWOOD ELEMENTARY SCHOOL	TARRANT	641	EXEMPLARY	★★★★★	92	82	95	LOW	4,382
	VAN ZANDT-GUINN ELEMENTARY SCHOOL	TARRANT	292	RECOGNIZED	★★★☆☆	52	53	47	VERY HIGH	6,298
	VERSIA WILLIAMS ELEMENTARY SCHOOL	TARRANT	526	ACADEMICALLY ACCEPTABLE	★★★☆☆	5	6	10	AVERAGE	5,236
	WASHINGTON HEIGHTS ELEMENTARY SCHOOL	TARRANT	388	ACADEMICALLY ACCEPTABLE	★★★☆☆	58	51	63	AVERAGE	5,387
	WAVERLY PARK ELEMENTARY SCHOOL	TARRANT	829	EXEMPLARY	★★★★★	78	72	81	AVERAGE	4,737
	WEST HANDLEY ELEMENTARY SCHOOL	TARRANT	474	ACADEMICALLY ACCEPTABLE	★★★☆☆	13	14	16	AVERAGE	5,335
	WESTCLIFF ELEMENTARY SCHOOL	TARRANT	441	ACADEMICALLY ACCEPTABLE	★★★★★	69	71	64	AVERAGE	5,573
	WESTCREEK ELEMENTARY SCHOOL	TARRANT	737	ACADEMICALLY ACCEPTABLE	★★★★★	35	52	19	LOW	4,754
	WESTERN HILLS ELEMENTARY SCHOOL	TARRANT	505	ACADEMICALLY ACCEPTABLE	★★★★★	36	25	51	HIGH	5,545
	WESTERN HILLS PRIMARY SCHOOL	TARRANT	777	ACADEMICALLY ACCEPTABLE	**	**	**	**	VERY LOW	4,739
	WESTPARK ELEMENTARY SCHOOL	TARRANT	369	EXEMPLARY	★★★★★	69	64	71	AVERAGE	6,019
	WJ TURNER ELEMENTARY SCHOOL	TARRANT	526	RECOGNIZED	★★★★★	12	15	14	LOW	4,959
	WM GREEN ELEMENTARY SCHOOL	TARRANT	617	RECOGNIZED	★★★★★	77	53	90	AVERAGE	5,120
	WOODWAY ELEMENTARY SCHOOL	TARRANT	830	ACADEMICALLY ACCEPTABLE	★★★★★	20	39	10	VERY LOW	4,335
	WORTH HEIGHTS ELEMENTARY SCHOOL	TARRANT	835	RECOGNIZED	★★★★★	49	35	62	VERY LOW	4,518
MIDDLE	APPLIED LEARNING ACADEMY	TARRANT	342	RECOGNIZED	★★★★★	6	1	38	AVERAGE	5,248
	CHOICE MIDDLE SCHOOL DAEP	TARRANT	11	NOT RATED: OTHER	**	**	**	**	**	**
	DAGGETT MIDDLE SCHOOL	TARRANT	363	ACADEMICALLY UNACCEPTABLE	★★★☆☆	2	1	7	VERY HIGH	8,760
	DUNBAR 6TH GRADE SCHOOL	TARRANT	286	ACADEMICALLY ACCEPTABLE	★★★★★	12	26	7	HIGH	7,157
	DUNBAR MIDDLE SCHOOL	TARRANT	503	ACADEMICALLY ACCEPTABLE	★★★☆☆	2	3	3	VERY HIGH	8,699
	ELDER MIDDLE SCHOOL	TARRANT	1,051	ACADEMICALLY ACCEPTABLE	★★★★★	6	10	6	LOW	5,112
	FOREST OAK MIDDLE SCHOOL	TARRANT	758	ACADEMICALLY UNACCEPTABLE	★★★★★	4	4	10	LOW	5,974
	GLENCREST 6TH GRADE SCHOOL	TARRANT	427	ACADEMICALLY ACCEPTABLE	★★★★★	1	2	2	HIGH	6,274
	HANDLEY MIDDLE SCHOOL	TARRANT	680	ACADEMICALLY UNACCEPTABLE	★★★★★	2	2	3	AVERAGE	6,039
	HORIZONS ALTERNATIVE MIDDLE SCHOOL	TARRANT	32	NOT RATED: OTHER	**	**	**	**	**	**
	INTERNATIONAL NEWCOMER ACADEMY	TARRANT	403	AEA: ACADEMICALLY ACCEPTABLE	**	**	**	**	VERY HIGH	9,695
	JAMES MIDDLE SCHOOL	TARRANT	1,177	ACADEMICALLY ACCEPTABLE	★★★★★	5	4	13	VERY LOW	5,024
	KIRKPATRICK MIDDLE SCHOOL	TARRANT	466	ACADEMICALLY ACCEPTABLE	★★★★★	6	6	12	AVERAGE	6,028
	LEONARD 6TH GRADE SCHOOL	TARRANT	351	ACADEMICALLY ACCEPTABLE	★★★★★	21	7	49	HIGH	6,171
	LEONARD MIDDLE SCHOOL	TARRANT	718	ACADEMICALLY ACCEPTABLE	★★★★★	10	6	25	AVERAGE	5,754
	MCLEAN 6TH GRADE SCHOOL	TARRANT	424	RECOGNIZED	★★★★★	36	23	54	AVERAGE	5,115
	MCLEAN MIDDLE SCHOOL	TARRANT	807	ACADEMICALLY ACCEPTABLE	★★★★★	7	19	5	LOW	5,214
	MEACHAM MIDDLE SCHOOL	TARRANT	658	ACADEMICALLY UNACCEPTABLE	★★★★★	13	17	13	AVERAGE	6,586
	MEADOWBROOK MIDDLE SCHOOL	TARRANT	888	ACADEMICALLY ACCEPTABLE	★★★★★	10	9	17	HIGH	6,649
	MIDDLE LEVEL LEARNING CENTER	TARRANT	58	NOT RATED: OTHER	**	**	**	**	**	**
	MONNIG MIDDLE SCHOOL	TARRANT	611	ACADEMICALLY ACCEPTABLE	★★★★★	3	1	17	AVERAGE	5,622
	MORNINGSIDE MIDDLE SCHOOL	TARRANT	473	ACADEMICALLY ACCEPTABLE	★★★★★	5	3	13	VERY HIGH	7,102
	RIVERSIDE MIDDLE SCHOOL	TARRANT	937	ACADEMICALLY ACCEPTABLE	★★★★★	9	2	35	AVERAGE	5,368
	ROSEMONT 6TH GRADE SCHOOL	TARRANT	455	RECOGNIZED	★★★★★	47	22	71	VERY LOW	5,629
	ROSEMONT MIDDLE SCHOOL	TARRANT	877	ACADEMICALLY ACCEPTABLE	★★★★★	19	17	25	VERY LOW	5,559
	STRIPLING MIDDLE SCHOOL	TARRANT	511	ACADEMICALLY UNACCEPTABLE	★★★★★	4	6	6	HIGH	6,641
	TIER 1 DUNBAR 6 DAEP MIDDLE SCHOOL	TARRANT	21	NOT RATED: OTHER	**	**	**	**	**	**

\*\* Insufficient data

Composite Progress Percentile: ● 80-99 ● 60-79 ○ 40-59 ◐ 20-39 ● LESS THAN 20

SCHOOL TYPE/ DISTRICT NAME	CAMPUS NAME	COUNTY	ENROLL- MENT	2008-2009 ACCOUNTABILITY RATING	FAST RATING	COMPOSITE PROGRESS PERCENTILE	MATH PROGRESS PERCENTILE	READING PROGRESS PERCENTILE	SPENDING INDEX	ADJUSTED SPENDING PER PUPIL
<b>FORT WORTH ISD (CONCLUDED)</b>										
	TIER 1 KIRPATRICK DAEP MIDDLE SCHOOL	TARRANT	31	NOT RATED: OTHER	**	**	**	**	**	**
	TIER 1 LEONARD DAEP MIDDLE SCHOOL	TARRANT	33	NOT RATED: OTHER	**	**	**	**	VERY HIGH	\$9,315
	TIER 1 ROSEMONT DAEP MIDDLE SCHOOL	TARRANT	7	NOT RATED: OTHER	**	**	**	**	**	**
	WEDGWOOD 6TH GRADE SCHOOL	TARRANT	408	ACADEMICALLY ACCEPTABLE	★★★★☆	● 12	14	15	AVERAGE	6,041
	WEDGWOOD MIDDLE SCHOOL	TARRANT	893	ACADEMICALLY UNACCEPTABLE	★★★★☆	● 3	2	13	AVERAGE	5,503
SECONDARY	ARLINGTON HEIGHTS HIGH SCHOOL	TARRANT	1,701	ACADEMICALLY UNACCEPTABLE	★★★★☆	● 18	16	25	AVERAGE	5,124
	CARTER-RIVERSIDE HIGH SCHOOL	TARRANT	971	ACADEMICALLY ACCEPTABLE	★★★★☆	◐ 20	16	28	AVERAGE	6,147
	CENTER FOR NEW LIVES	TARRANT	123	AEA: ACADEMICALLY ACCEPTABLE	**	**	**	**	VERY HIGH	14,763
	DIAMOND HILL-JARVIS HIGH SCHOOL	TARRANT	867	ACADEMICALLY ACCEPTABLE	★★★★☆	● 3	2	9	AVERAGE	6,391
	DUNBAR HIGH SCHOOL	TARRANT	874	ACADEMICALLY UNACCEPTABLE	★★★★☆	● 3	6	3	LOW	7,665
	EASTERN HILLS HIGH SCHOOL	TARRANT	1,410	ACADEMICALLY UNACCEPTABLE	★★★★☆	● 5	6	11	AVERAGE	6,218
	METRO OPPORTUNITY HIGH SCHOOL	TARRANT	85	NOT RATED: OTHER	**	**	**	**	**	**
	NORTH SIDE HIGH SCHOOL	TARRANT	1,456	ACADEMICALLY ACCEPTABLE	★★★★☆	● 2	5	3	HIGH	5,979
	OD WYATT HIGH SCHOOL	TARRANT	1,129	ACADEMICALLY ACCEPTABLE	★★★★☆	● 7	25	3	HIGH	6,968
	PASCHAL HIGH SCHOOL	TARRANT	2,300	ACADEMICALLY ACCEPTABLE	★★★★☆	● 13	9	23	AVERAGE	4,918
	POLYTECHNIC HIGH SCHOOL	TARRANT	964	ACADEMICALLY ACCEPTABLE	★★★★☆	◐ 24	45	10	HIGH	7,174
	SOLUTIONS HIGH SCHOOL DAEP	TARRANT	20	NOT RATED: OTHER	**	**	**	**	**	**
	SOUTH HILLS HIGH SCHOOL	TARRANT	1,286	ACADEMICALLY UNACCEPTABLE	★★★★☆	● 2	7	2	AVERAGE	6,216
	SOUTHWEST HIGH SCHOOL	TARRANT	1,477	ACADEMICALLY ACCEPTABLE	★★★★☆	● 13	15	16	HIGH	5,418
	SUCCESS HIGH SCHOOL	TARRANT	189	AEA: ACADEMICALLY ACCEPTABLE	**	**	**	**	HIGH	11,372
	TAKS	TARRANT	7	NOT RATED: OTHER	**	**	**	**	**	**
	TIER 1 NORTH SIDE DAEP HIGH SCHOOL	TARRANT	58	NOT RATED: OTHER	**	**	**	**	AVERAGE	7,783
	TIER 1 SOUTHWEST DAEP HIGH SCHOOL	TARRANT	56	NOT RATED: OTHER	**	**	**	**	VERY HIGH	11,561
	TRANSITION CENTER	TARRANT	66	NOT RATED: OTHER	**	**	**	**	**	**
	TRIMBLE TECHNICAL HIGH SCHOOL	TARRANT	1,926	ACADEMICALLY ACCEPTABLE	★★★★☆	● 8	12	10	LOW	5,022
	WESTERN HILLS HIGH SCHOOL	TARRANT	1,612	ACADEMICALLY ACCEPTABLE	★★★★☆	◐ 23	28	21	LOW	4,914
	WILLOUGHBY HOUSE	TARRANT	3	NOT RATED: OTHER	**	**	**	**	**	**
ELEMENTARY AND SECONDARY	BOULEVARD HEIGHTS	TARRANT	43	NOT RATED: OTHER	**	**	**	**	**	**
	BRIDGE ASSOCIATION SCHOOL	TARRANT	7	NOT RATED: OTHER	**	**	**	**	**	**
	CHILDREN'S MEDICAL CENTER	TARRANT	38	NOT RATED: OTHER	**	**	**	**	**	**
	DETENTION CENTER	TARRANT	60	NOT RATED: OTHER	**	**	**	**	LOW	10,616
	JO KELLY SPECIAL EDUCATION CENTER	TARRANT	55	NOT RATED: OTHER	**	**	**	**	**	**
	JUVENILE JUSTICE ALTERNATIVE EDUCATION PROGRAM	TARRANT	28	NOT RATED: OTHER	**	**	**	**	**	**
	TARRANT YOUTH RECOVERY	TARRANT	14	NOT RATED: OTHER	**	**	**	**	**	**
	WOMEN'S HAVEN	TARRANT	18	NOT RATED: OTHER	**	**	**	**	**	**
<b>FRANKLIN ISD</b>										
ELEMENTARY	REYNOLDS ELEMENTARY SCHOOL	ROBERTSON	520	EXEMPLARY	★★★★☆	◐ 70	65	72	AVERAGE	5,568
MIDDLE	FRANKLIN MIDDLE SCHOOL	ROBERTSON	231	RECOGNIZED	★★★★☆	◐ 37	36	38	VERY HIGH	8,566
SECONDARY	FRANKLIN HIGH SCHOOL	ROBERTSON	291	EXEMPLARY	★★★★☆	◐ 77	66	83	VERY HIGH	9,303
ELEMENTARY	FRANKSTON ELEMENTARY SCHOOL	ANDERSON	345	EXEMPLARY	★★★★☆	○ 49	53	41	HIGH	7,535
MIDDLE	FRANKSTON MIDDLE SCHOOL	ANDERSON	156	RECOGNIZED	★★★★☆	● 8	18	6	AVERAGE	7,689
SECONDARY	FRANKSTON HIGH SCHOOL	ANDERSON	259	ACADEMICALLY ACCEPTABLE	★★★★☆	◐ 23	21	30	LOW	7,701
<b>FREDERICKSBURG ISD</b>										
ELEMENTARY	FREDERICKSBURG ELEMENTARY SCHOOL	GILLESPIE	883	RECOGNIZED	★★★★☆	● 80	81	77	AVERAGE	6,095
	FREDERICKSBURG PRIMARY SCHOOL	GILLESPIE	250	NOT RATED: OTHER	**	**	**	**	VERY HIGH	8,014
	STONEWALL ELEMENTARY SCHOOL	GILLESPIE	97	EXEMPLARY	★★★★☆	◐ 74	87	59	HIGH	9,516
MIDDLE	FREDERICKSBURG MIDDLE SCHOOL	GILLESPIE	653	ACADEMICALLY UNACCEPTABLE	★★★★☆	● 14	14	18	LOW	6,754
SECONDARY	ALTERNATIVE SCHOOL	GILLESPIE	14	AEA: ACADEMICALLY ACCEPTABLE	**	**	**	**	**	**
	FREDERICKSBURG HIGH SCHOOL	GILLESPIE	903	RECOGNIZED	★★★★☆	○ 53	35	69	AVERAGE	7,910
<b>FREER ISD</b>										
ELEMENTARY	NORMAN M THOMAS ELEMENTARY SCHOOL	DUVAL	418	RECOGNIZED	★★★★☆	● 81	91	67	HIGH	7,911

\*\* Insufficient data

Composite Progress Percentile: ● 80-99 ◐ 60-79 ○ 40-59 ◐ 20-39 ● LESS THAN 20

SCHOOL TYPE/ DISTRICT NAME	CAMPUS NAME	COUNTY	ENROLL- MENT	2008-2009 ACCOUNTABILITY RATING	FAST RATING	COMPOSITE PROGRESS PERCENTILE	MATH PROGRESS PERCENTILE	READING PROGRESS PERCENTILE	SPENDING INDEX	ADJUSTED SPENDING PER PUPIL
<b>FREER ISD (CONCLUDED)</b>										
MIDDLE	FREER JUNIOR HIGH SCHOOL	DUVAL	188	ACADEMICALLY UNACCEPTABLE	★ ★ ★ ★ ★	● 2	10	1	HIGH	\$8,923
SECONDARY	FREER HIGH SCHOOL	DUVAL	217	ACADEMICALLY UNACCEPTABLE	★ ★ ★ ★ ★	● 12	3	44	VERY HIGH	14,176
<b>FRENSHIP ISD</b>										
ELEMENTARY	BENNETT ELEMENTARY SCHOOL	LUBBOCK	876	EXEMPLARY	★ ★ ★ ★ ★	● 92	84	93	HIGH	5,405
	CRESTVIEW ELEMENTARY SCHOOL	LUBBOCK	816	EXEMPLARY	★ ★ ★ ★ ★	● 89	80	91	AVERAGE	4,626
	NORTH RIDGE ELEMENTARY SCHOOL	LUBBOCK	777	EXEMPLARY	★ ★ ★ ★ ★	● 85	84	83	HIGH	4,709
	WESTWIND ELEMENTARY SCHOOL	LUBBOCK	664	EXEMPLARY	★ ★ ★ ★ ★	● 64	66	58	HIGH	5,441
	WILLOW BEND ELEMENTARY SCHOOL	LUBBOCK	559	EXEMPLARY	★ ★ ★ ★ ★	● 33	56	14	HIGH	5,415
MIDDLE	FRENSHIP MIDDLE SCHOOL	LUBBOCK	799	RECOGNIZED	★ ★ ★ ★ ★	○ 56	64	42	HIGH	6,337
	TERRA VISTA MIDDLE SCHOOL	LUBBOCK	752	ACADEMICALLY ACCEPTABLE	★ ★ ★ ★ ★	○ 40	47	31	HIGH	6,337
SECONDARY	FRENSHIP HIGH SCHOOL	LUBBOCK	1,647	RECOGNIZED	★ ★ ★ ★ ★	● 36	37	35	HIGH	6,198
	LUBBOCK COUNTY JJAEP	LUBBOCK	5	NOT RATED: OTHER	**	**	**	**	**	**
ELEMENTARY AND SECONDARY	REESE EDUCATIONAL CENTER	LUBBOCK	104	AEA: ACADEMICALLY ACCEPTABLE	**	**	**	**	VERY HIGH	12,933
<b>FRIENDSWOOD ISD</b>										
ELEMENTARY	CW CLINE ELEMENTARY SCHOOL	GALVESTON	828	EXEMPLARY	**	**	**	**	VERY LOW	4,434
	WESTWOOD ELEMENTARY SCHOOL	GALVESTON	725	EXEMPLARY	**	**	**	**	VERY LOW	4,548
	WINDSONG INTERMEDIATE SCHOOL	GALVESTON	783	EXEMPLARY	★ ★ ★ ★ ★	● 76	67	82	VERY LOW	4,000
	ZUE S BALES INTERMEDIATE SCHOOL	GALVESTON	665	EXEMPLARY	★ ★ ★ ★ ★	● 72	63	79	VERY LOW	4,279
MIDDLE	FRIENDSWOOD JUNIOR HIGH SCHOOL	GALVESTON	971	EXEMPLARY	★ ★ ★ ★ ★	○ 45	52	34	LOW	4,411
SECONDARY	FRIENDSWOOD HIGH SCHOOL	GALVESTON	1,995	EXEMPLARY	★ ★ ★ ★ ★	● 61	55	63	VERY LOW	4,813
<b>FRIONA ISD</b>										
ELEMENTARY	FRIONA ELEMENTARY SCHOOL	PARMER	362	RECOGNIZED	★ ★ ★ ★ ★	● 60	38	78	LOW	6,930
	FRIONA PRIMARY SCHOOL	PARMER	249	RECOGNIZED	**	**	**	**	VERY HIGH	8,156
MIDDLE	FRIONA JUNIOR HIGH SCHOOL	PARMER	288	ACADEMICALLY ACCEPTABLE	★ ★ ★ ★ ★	● 32	41	23	AVERAGE	7,782
SECONDARY	FRIONA HIGH SCHOOL	PARMER	313	RECOGNIZED	★ ★ ★ ★ ★	● 25	12	48	AVERAGE	9,509
<b>FRISCO ISD</b>										
ELEMENTARY	ACKER SPECIAL PROGRAMS CENTER	COLLIN	35	NOT RATED: OTHER	**	**	**	**	**	**
	ANDERSON ELEMENTARY SCHOOL	COLLIN	619	EXEMPLARY	★ ★ ★ ★ ★	● 90	87	90	VERY LOW	4,407
	ASHLEY ELEMENTARY SCHOOL	COLLIN	631	EXEMPLARY	★ ★ ★ ★ ★	● 95	89	96	VERY LOW	3,998
	BLEDSE ELEMENTARY SCHOOL	COLLIN	791	EXEMPLARY	★ ★ ★ ★ ★	● 93	85	95	VERY LOW	4,039
	BOALS ELEMENTARY SCHOOL	COLLIN	728	EXEMPLARY	★ ★ ★ ★ ★	● 85	73	90	VERY LOW	4,070
	BORCHARDT ELEMENTARY SCHOOL	COLLIN	668	EXEMPLARY	★ ★ ★ ★ ★	● 97	90	98	VERY LOW	4,448
	BRIGHT ELEMENTARY SCHOOL	COLLIN	546	EXEMPLARY	★ ★ ★ ★ ★	● 96	96	93	LOW	5,106
	CARROLL ELEMENTARY SCHOOL	COLLIN	543	EXEMPLARY	**	**	**	**	**	**
	CHRISTIE ELEMENTARY SCHOOL	COLLIN	667	EXEMPLARY	★ ★ ★ ★ ★	● 99	97	99	LOW	4,613
	CORBELL ELEMENTARY SCHOOL	COLLIN	712	EXEMPLARY	★ ★ ★ ★ ★	● 87	73	92	VERY LOW	4,107
	CURTSSINGER ELEMENTARY SCHOOL	COLLIN	707	EXEMPLARY	★ ★ ★ ★ ★	● 88	81	89	VERY LOW	4,279
	ELLIOTT ELEMENTARY SCHOOL	COLLIN	577	EXEMPLARY	**	**	**	**	**	**
	FISHER ELEMENTARY SCHOOL	COLLIN	661	EXEMPLARY	★ ★ ★ ★ ★	● 98	90	99	VERY LOW	4,245
	GUNSTREAM ELEMENTARY SCHOOL	COLLIN	680	EXEMPLARY	★ ★ ★ ★ ★	● 87	86	85	VERY LOW	4,898
	ISBELL ELEMENTARY SCHOOL	COLLIN	709	EXEMPLARY	★ ★ ★ ★ ★	● 96	89	97	VERY LOW	4,095
	MOONEYHAM ELEMENTARY SCHOOL	COLLIN	666	EXEMPLARY	**	**	**	**	**	**
	OGLE ELEMENTARY SCHOOL	COLLIN	519	EXEMPLARY	★ ★ ★ ★ ★	● 87	86	85	LOW	4,655
	PINK ELEMENTARY SCHOOL	COLLIN	689	EXEMPLARY	★ ★ ★ ★ ★	● 98	92	98	VERY LOW	4,301
	RIDDLE ELEMENTARY SCHOOL	COLLIN	626	EXEMPLARY	★ ★ ★ ★ ★	● 96	89	98	VERY LOW	4,686
	ROBERTSON ELEMENTARY SCHOOL	COLLIN	699	EXEMPLARY	**	**	**	**	**	**
	ROGERS ELEMENTARY SCHOOL	COLLIN	654	EXEMPLARY	★ ★ ★ ★ ★	● 95	94	92	VERY LOW	4,301
	SEM ELEMENTARY SCHOOL	COLLIN	463	EXEMPLARY	★ ★ ★ ★ ★	● 99	97	99	LOW	5,031
	SHAWNEE TRAIL ELEMENTARY SCHOOL	COLLIN	573	EXEMPLARY	★ ★ ★ ★ ★	● 95	88	97	LOW	4,641
	SMITH ELEMENTARY SCHOOL	COLLIN	801	EXEMPLARY	★ ★ ★ ★ ★	● 91	75	96	VERY LOW	4,038
	SPARKS ELEMENTARY SCHOOL	COLLIN	758	EXEMPLARY	★ ★ ★ ★ ★	● 94	89	94	VERY LOW	4,363
	SPEARS ELEMENTARY SCHOOL	COLLIN	770	EXEMPLARY	★ ★ ★ ★ ★	● 83	80	83	VERY LOW	4,069

\*\* Insufficient data

Composite Progress Percentile: ● 80-99 ● 60-79 ○ 40-59 ● 20-39 ● LESS THAN 20

SCHOOL TYPE/ DISTRICT NAME	CAMPUS NAME	COUNTY	ENROLL- MENT	2008-2009 ACCOUNTABILITY RATING	FAST RATING	COMPOSITE PROGRESS PERCENTILE	MATH PROGRESS PERCENTILE	READING PROGRESS PERCENTILE	SPENDING INDEX	ADJUSTED SPENDING PER PUPIL
<b>FRISCO ISD (CONCLUDED)</b>										
	TADLOCK ELEMENTARY SCHOOL	COLLIN	419	EXEMPLARY	**	**	**	**	**	**
	TAYLOR ELEMENTARY SCHOOL	COLLIN	493	EXEMPLARY	★★★★★☆☆	● 89	86	88	AVERAGE	\$5,467
MIDDLE	CLARK MIDDLE SCHOOL	COLLIN	658	EXEMPLARY	★★★★★☆☆	● 67	69	61	LOW	5,711
	FOWLER MIDDLE SCHOOL	COLLIN	851	EXEMPLARY	**	**	**	**	**	**
	GRIFFIN MIDDLE SCHOOL	COLLIN	854	EXEMPLARY	★★★★★☆☆	● 65	58	70	LOW	4,823
	PIONEER HERITAGE MIDDLE SCHOOL	COLLIN	919	RECOGNIZED	★★★★★☆☆	○ 57	57	55	AVERAGE	5,306
	ROACH MIDDLE SCHOOL	COLLIN	799	ACADEMICALLY ACCEPTABLE	★★★★★☆☆	○ 59	51	63	LOW	4,735
	SCOGGINS MIDDLE SCHOOL	COLLIN	619	EXEMPLARY	**	**	**	**	**	**
	STAFFORD MIDDLE SCHOOL	COLLIN	550	RECOGNIZED	**	**	**	**	**	**
	STALEY MIDDLE SCHOOL	COLLIN	626	RECOGNIZED	★★★★★☆☆	○ 52	48	53	AVERAGE	5,850
	WESTER MIDDLE SCHOOL	COLLIN	801	RECOGNIZED	★★★★★☆☆	● 60	69	47	AVERAGE	5,128
SECONDARY	CENTENNIAL HIGH SCHOOL	COLLIN	1,470	EXEMPLARY	★★★★★☆☆	● 62	50	69	LOW	5,889
	FRISCO HIGH SCHOOL	COLLIN	1,388	RECOGNIZED	★★★★★☆☆	○ 52	49	51	LOW	6,421
	LIBERTY HIGH SCHOOL	COLLIN	1,796	RECOGNIZED	★★★★★☆☆	● 65	57	70	AVERAGE	6,103
	WAKELAND HIGH SCHOOL	COLLIN	1,849	RECOGNIZED	★★★★★☆☆	○ 51	51	46	LOW	5,804
<b>FROST ISD</b>										
ELEMENTARY	FROST ELEMENTARY SCHOOL	NAVARRO	212	RECOGNIZED	★★★★★☆☆	○ 54	58	48	LOW	6,470
SECONDARY	FROST HIGH SCHOOL	NAVARRO	132	ACADEMICALLY ACCEPTABLE	★★★★★☆☆	● 27	46	13	AVERAGE	9,947
<b>FRUIT OF EXCELLENCE (C)</b>										
ELEMENTARY AND SECONDARY	FRUIT OF EXCELLENCE SCHOOL (C)	TRAVIS	22	RECOGNIZED	**	**	**	**	VERY LOW	3,698
<b>FRUITVALE ISD</b>										
ELEMENTARY	HALLIE RANDALL ELEMENTARY SCHOOL	VAN ZANDT	223	EXEMPLARY	★★★★★☆☆	● 63	58	65	AVERAGE	6,830
MIDDLE	FRUITVALE MIDDLE SCHOOL	VAN ZANDT	76	RECOGNIZED	★★★★★☆☆	● 2	4	3	HIGH	9,738
SECONDARY	FRUITVALE HIGH SCHOOL	VAN ZANDT	113	RECOGNIZED	★★★★★☆☆	● 23	18	33	HIGH	9,015
<b>GABRIEL TAFOLLA ACADEMY (C)</b>										
ELEMENTARY AND SECONDARY	GABRIEL TAFOLLA ACADEMY (C)	UVALDE	109	ACADEMICALLY ACCEPTABLE	★★★★★☆☆	● 12	7	25	LOW	9,251
<b>GAINESVILLE ISD</b>										
ELEMENTARY	EDISON ELEMENTARY SCHOOL	COOKE	630	RECOGNIZED	**	**	**	**	AVERAGE	5,493
	GAINESVILLE HEAD START	COOKE	1	NOT RATED: OTHER	**	**	**	**	**	**
	WE CHALMERS ELEMENTARY SCHOOL	COOKE	647	RECOGNIZED	★★★★★☆☆	● 88	86	86	LOW	5,591
MIDDLE	GAINESVILLE MIDDLE SCHOOL	COOKE	354	ACADEMICALLY ACCEPTABLE	★★★★★☆☆	● 11	19	9	HIGH	7,401
	ROBERT E LEE INTERMEDIATE SCHOOL	COOKE	373	ACADEMICALLY ACCEPTABLE	★★★★★☆☆	● 12	25	7	HIGH	7,052
SECONDARY	GAINESVILLE HIGH SCHOOL	COOKE	642	ACADEMICALLY ACCEPTABLE	★★★★★☆☆	● 27	23	34	VERY LOW	7,239
ELEMENTARY AND SECONDARY	GAINESVILLE ALTERNATIVE EDUCATION CENTER	COOKE	17	NOT RATED: OTHER	**	**	**	**	**	**
<b>GALENA PARK ISD</b>										
ELEMENTARY	CIMARRON ELEMENTARY SCHOOL	HARRIS	880	EXEMPLARY	★★★★★☆☆	● 77	77	75	AVERAGE	5,057
	CLOVERLEAF ELEMENTARY SCHOOL	HARRIS	777	RECOGNIZED	★★★★★☆☆	○ 52	63	36	AVERAGE	5,564
	DR SHIRLEY J WILLIAMSON ELEMENTARY SCHOOL	HARRIS	559	EXEMPLARY	★★★★★☆☆	● 74	71	75	HIGH	5,675
	GALENA PARK ELEMENTARY SCHOOL	HARRIS	648	RECOGNIZED	★★★★★☆☆	● 71	81	58	AVERAGE	5,529
	GREEN VALLEY ELEMENTARY SCHOOL	HARRIS	625	RECOGNIZED	★★★★★☆☆	○ 43	66	18	AVERAGE	5,576
	JACINTO CITY ELEMENTARY SCHOOL	HARRIS	815	EXEMPLARY	★★★★★☆☆	● 76	79	72	LOW	5,100
	JAMES B HAVARD ELEMENTARY SCHOOL	HARRIS	658	EXEMPLARY	★★★★★☆☆	● 77	72	80	LOW	5,143
	MACARTHUR ELEMENTARY SCHOOL	HARRIS	790	EXEMPLARY	★★★★★☆☆	● 78	78	76	LOW	4,895
	NORMANDY CROSSING ELEMENTARY SCHOOL	HARRIS	633	EXEMPLARY	★★★★★☆☆	● 94	95	89	LOW	5,308
	NORTH SHORE ELEMENTARY SCHOOL	HARRIS	849	RECOGNIZED	★★★★★☆☆	● 61	62	58	LOW	4,801
	PURPLE SAGE ELEMENTARY SCHOOL	HARRIS	575	EXEMPLARY	★★★★★☆☆	● 91	92	86	AVERAGE	5,447
	PYBURN ELEMENTARY SCHOOL	HARRIS	640	EXEMPLARY	★★★★★☆☆	● 97	95	95	LOW	5,535
	SAM HOUSTON ELEMENTARY SCHOOL	HARRIS	776	EXEMPLARY	**	**	**	**	**	**
	TICE ELEMENTARY SCHOOL	HARRIS	663	EXEMPLARY	★★★★★☆☆	● 99	98	98	HIGH	5,731
	WOODLAND ACRES ELEMENTARY SCHOOL	HARRIS	444	RECOGNIZED	★★★★★☆☆	● 83	92	71	HIGH	6,213
MIDDLE	COBB 6TH GRADE CAMPUS	HARRIS	1,097	EXEMPLARY	★★★★★☆☆	● 69	64	72	VERY LOW	5,200

\*\* Insufficient data

Composite Progress Percentile: ● 80-99 ● 60-79 ○ 40-59 ● 20-39 ● LESS THAN 20



SCHOOL TYPE/ DISTRICT NAME	CAMPUS NAME	COUNTY	ENROLL- MENT	2008-2009 ACCOUNTABILITY RATING	FAST RATING	COMPOSITE PROGRESS PERCENTILE	MATH PROGRESS PERCENTILE	READING PROGRESS PERCENTILE	SPENDING INDEX	ADJUSTED SPENDING PER PUPIL
<b>GALENA PARK ISD (CONCLUDED)</b>										
	CUNNINGHAM MIDDLE SCHOOL	HARRIS	888	RECOGNIZED	★★★★☆	37	50	23	HIGH	\$5,903
	GALENA PARK MIDDLE SCHOOL	HARRIS	1,002	RECOGNIZED	★★★★☆	39	59	19	AVERAGE	5,786
	NORTH SHORE MIDDLE SCHOOL	HARRIS	1,357	RECOGNIZED	★★★★☆	30	38	24	LOW	5,023
	WOODLAND ACRES MIDDLE SCHOOL	HARRIS	487	ACADEMICALLY ACCEPTABLE	★★★★☆	41	71	12	AVERAGE	6,286
SECONDARY	GALENA PARK HIGH SCHOOL	HARRIS	1,752	RECOGNIZED	★★★★☆	37	49	24	AVERAGE	5,473
	HIGHPOINT SCHOOL EAST DAEP	HARRIS	18	NOT RATED: OTHER	**	**	**	**	**	**
	NORTH SHORE SENIOR HIGH SCHOOL	HARRIS	4,259	RECOGNIZED	★★★★☆	35	40	29	HIGH	5,394
ELEMENTARY AND SECONDARY	SCHOOL FOR ACCELERATED LEARNING	HARRIS	16	NOT RATED: OTHER	**	**	**	**	**	**
<b>GALVESTON ISD</b>										
ELEMENTARY	BURNET ELEMENTARY SCHOOL	GALVESTON	410	RECOGNIZED	★★★★★	95	97	88	LOW	5,264
	CHARLES B SCOTT ELEMENTARY SCHOOL	GALVESTON	249	RECOGNIZED	★★★★☆	92	98	76	AVERAGE	6,837
	MORGAN ELEMENTARY SCHOOL MAGNET SCHOOL	GALVESTON	413	RECOGNIZED	★★★★★	91	95	82	LOW	6,018
	OPPE ELEMENTARY SCHOOL	GALVESTON	421	EXEMPLARY	★★★★★	96	98	89	LOW	5,193
	PARKER ELEMENTARY SCHOOL	GALVESTON	338	EXEMPLARY	★★★★☆	72	78	65	AVERAGE	6,147
	ROSENBERG ELEMENTARY SCHOOL	GALVESTON	254	NOT RATED: OTHER	**	**	**	**	AVERAGE	6,816
MIDDLE	AUSTIN MIDDLE SCHOOL	GALVESTON	419	EXEMPLARY	★★★★☆	21	25	20	VERY HIGH	7,092
	CENTRAL MIDDLE SCHOOL	GALVESTON	537	ACADEMICALLY ACCEPTABLE	★★★★☆	15	34	7	VERY LOW	4,554
	WEIS MIDDLE SCHOOL	GALVESTON	545	ACADEMICALLY ACCEPTABLE	★★★★☆	25	44	12	HIGH	7,828
SECONDARY	BALL HIGH SCHOOL	GALVESTON	1,948	ACADEMICALLY ACCEPTABLE	★★★★☆	10	12	14	AVERAGE	5,349
	GALVESTON COUNTY JJAEP	GALVESTON	5	NOT RATED: OTHER	**	**	**	**	**	**
ELEMENTARY AND SECONDARY	GALVESTON ACADEMY	GALVESTON	26	NOT RATED: OTHER	**	**	**	**	**	**
<b>GANADO ISD</b>										
ELEMENTARY	GANADO ELEMENTARY SCHOOL	JACKSON	376	EXEMPLARY	★★★★☆	64	59	66	LOW	5,240
SECONDARY	GANADO HIGH SCHOOL	JACKSON	277	RECOGNIZED	★★★★☆	18	18	23	AVERAGE	7,173
<b>GARLAND ISD</b>										
ELEMENTARY	ABBETT ELEMENTARY SCHOOL	DALLAS	662	EXEMPLARY	★★★★★	88	76	92	LOW	4,590
	BACK ELEMENTARY SCHOOL	DALLAS	551	EXEMPLARY	★★★★★	87	70	94	VERY LOW	4,874
	BEAVER TECHNOLOGY CENTER	DALLAS	550	EXEMPLARY	★★★★★	97	88	98	VERY LOW	4,903
	BRADFIELD ELEMENTARY SCHOOL	DALLAS	465	EXEMPLARY	★★★★★	81	73	84	LOW	5,629
	BULLOCK ELEMENTARY SCHOOL	DALLAS	545	EXEMPLARY	★★★★☆	83	65	92	AVERAGE	5,195
	CALDWELL ELEMENTARY SCHOOL	DALLAS	456	EXEMPLARY	★★★★★	97	95	96	LOW	5,153
	CENTERVILLE ELEMENTARY SCHOOL	DALLAS	345	EXEMPLARY	★★★★★	99	94	99	LOW	6,802
	CISNEROS PRE-K CENTER	DALLAS	822	NOT RATED: OTHER	**	**	**	**	VERY LOW	2,972
	CLASSICAL CENTER AT VIAL ELEMENTARY SCHOOL	DALLAS	606	EXEMPLARY	★★★★★	90	73	96	LOW	4,976
	CLUB HILL ELEMENTARY SCHOOL	DALLAS	503	EXEMPLARY	★★★★☆	66	68	61	LOW	5,075
	COOPER ELEMENTARY SCHOOL	DALLAS	639	EXEMPLARY	★★★★★	89	75	94	LOW	4,976
	DAUGHERTY ELEMENTARY SCHOOL	DALLAS	393	RECOGNIZED	★★★★☆	52	63	36	LOW	5,666
	DAVIS ELEMENTARY SCHOOL	DALLAS	677	EXEMPLARY	★★★★★	80	73	84	LOW	5,024
	ETHRIDGE ELEMENTARY SCHOOL	DALLAS	712	RECOGNIZED	★★★★★	98	96	98	VERY LOW	4,607
	FREEMAN ELEMENTARY SCHOOL	DALLAS	348	RECOGNIZED	★★★★☆	48	36	60	LOW	6,092
	GEORGE WASHINGTON CARVER ELEMENTARY SCHOOL	DALLAS	568	EXEMPLARY	**	**	**	**	**	**
	GLEN COUCH ELEMENTARY SCHOOL	DALLAS	676	EXEMPLARY	★★★★☆	52	27	74	VERY LOW	4,473
	GOLDEN MEADOWS ELEMENTARY SCHOOL	DALLAS	617	RECOGNIZED	★★★★☆	75	73	76	LOW	5,043
	HANDLEY ELEMENTARY SCHOOL	DALLAS	596	RECOGNIZED	★★★★☆	59	30	82	VERY LOW	4,738
	HEATHER GLEN ELEMENTARY SCHOOL	DALLAS	572	RECOGNIZED	★★★★☆	76	63	85	AVERAGE	5,226
	HERFURTH ELEMENTARY SCHOOL	DALLAS	500	EXEMPLARY	★★★★★	90	94	82	VERY LOW	5,047
	HICKMAN ELEMENTARY SCHOOL	DALLAS	647	RECOGNIZED	★★★★☆	58	54	60	VERY LOW	4,784
	HILLSIDE ACADEMY FOR EXCELLENCE	DALLAS	408	EXEMPLARY	★★★★☆	74	47	91	AVERAGE	5,570
	JOHN W ARMSTRONG ELEMENTARY SCHOOL	DALLAS	727	EXEMPLARY	★★★★☆	75	66	82	LOW	4,559
	KATHERINE STEPHENS ELEMENTARY SCHOOL	DALLAS	583	EXEMPLARY	★★★★☆	70	63	75	AVERAGE	5,127
	KEELEY ELEMENTARY SCHOOL	DALLAS	685	EXEMPLARY	★★★★★	84	64	92	VERY LOW	4,517

\*\* Insufficient data

Composite Progress Percentile: ● 80-99 ● 60-79 ○ 40-59 ● 20-39 ● LESS THAN 20

SCHOOL TYPE/ DISTRICT NAME	CAMPUS NAME	COUNTY	ENROLL- MENT	2008-2009 ACCOUNTABILITY RATING	FAST RATING	COMPOSITE PROGRESS PERCENTILE	MATH PROGRESS PERCENTILE	READING PROGRESS PERCENTILE	SPENDING INDEX	ADJUSTED SPENDING PER PUPIL
GARLAND ISD (CONCLUDED)										
	KIMBERLIN ACADEMY FOR EXCELLENCE	DALLAS	489	EXEMPLARY	★★★★★	80	54	94	LOW	\$5,270
	LIBERTY GROVE ELEMENTARY SCHOOL	DALLAS	551	RECOGNIZED	**	**	**	**	**	**
	LUNA ELEMENTARY SCHOOL	DALLAS	482	EXEMPLARY	★★★★★	92	85	94	AVERAGE	5,559
	MONTCLAIR ELEMENTARY SCHOOL	DALLAS	474	EXEMPLARY	★★★★★	96	88	97	LOW	5,254
	NITA PEARSON ELEMENTARY SCHOOL	DALLAS	734	EXEMPLARY	★★★★★	73	77	69	VERY LOW	4,312
	NORMA DORSEY ELEMENTARY SCHOOL	DALLAS	661	EXEMPLARY	★★★★★	80	77	81	VERY LOW	4,558
	NORTHLAKE ELEMENTARY SCHOOL	DALLAS	730	EXEMPLARY	★★★★★	86	72	92	LOW	4,564
	PARK CREST ELEMENTARY SCHOOL	DALLAS	463	EXEMPLARY	★★★★★	97	98	92	AVERAGE	6,009
	PARSONS PRE-K CENTER	DALLAS	698	NOT RATED: OTHER	**	**	**	**	VERY LOW	3,322
	ROACH ELEMENTARY SCHOOL	DALLAS	358	EXEMPLARY	★★★★★	94	83	97	AVERAGE	6,629
	ROBERT B SEWELL ELEMENTARY SCHOOL	DALLAS	621	EXEMPLARY	★★★★★	64	42	81	LOW	4,968
	ROWLETT ELEMENTARY SCHOOL	DALLAS	618	ACADEMICALLY ACCEPTABLE	★★★★★	84	62	93	LOW	4,609
	SHOREHAVEN ELEMENTARY SCHOOL	DALLAS	447	RECOGNIZED	★★★★★	82	80	82	LOW	5,686
	SHUGART ELEMENTARY SCHOOL	DALLAS	523	RECOGNIZED	★★★★★	53	56	47	LOW	5,007
	SOUTHGATE ELEMENTARY SCHOOL	DALLAS	479	RECOGNIZED	★★★★★	93	74	98	LOW	5,772
	SPRING CREEK ELEMENTARY SCHOOL	DALLAS	670	RECOGNIZED	★★★★★	91	88	90	VERY LOW	4,625
	STEADHAM ELEMENTARY SCHOOL	DALLAS	576	EXEMPLARY	★★★★★	66	41	83	LOW	4,380
	TOLER ELEMENTARY SCHOOL	DALLAS	591	RECOGNIZED	★★★★★	74	51	88	LOW	4,993
	VERNAL LISTER ELEMENTARY SCHOOL	DALLAS	722	EXEMPLARY	★★★★★	83	75	86	VERY LOW	4,441
	WALNUT GLEN ACADEMY FOR EXCELLENCE	DALLAS	465	EXEMPLARY	★★★★★	95	90	96	HIGH	5,510
	WATSON TECHNOLOGY CENTER	DALLAS	520	EXEMPLARY	★★★★★	97	92	98	LOW	4,699
	WEAVER ELEMENTARY SCHOOL	DALLAS	418	EXEMPLARY	★★★★★	86	72	92	AVERAGE	5,828
	WILLIAMS ELEMENTARY SCHOOL	DALLAS	315	RECOGNIZED	★★★★★	87	86	85	HIGH	7,034
MIDDLE	AUSTIN ACADEMY FOR EXCELLENCE	DALLAS	929	RECOGNIZED	★★★★★	18	19	21	LOW	4,683
	BG HUDSON MIDDLE SCHOOL	DALLAS	1,137	ACADEMICALLY ACCEPTABLE	★★★★★	43	24	63	LOW	4,387
	BUSSEY MIDDLE SCHOOL	DALLAS	823	ACADEMICALLY ACCEPTABLE	★★★★★	44	20	70	AVERAGE	5,652
	CLASSICAL CENTER AT BRANDENBURG MIDDLE SCHOOL	DALLAS	1,120	EXEMPLARY	★★★★★	48	39	57	VERY LOW	4,203
	COYLE MIDDLE SCHOOL	DALLAS	1,225	ACADEMICALLY ACCEPTABLE	★★★★★	24	17	36	VERY LOW	4,151
	JACKSON TECHNOLOGY CENTER	DALLAS	1,137	ACADEMICALLY ACCEPTABLE	★★★★★	14	5	37	VERY LOW	4,174
	LYLES MIDDLE SCHOOL	DALLAS	969	ACADEMICALLY ACCEPTABLE	★★★★★	45	20	72	AVERAGE	5,362
	MEMORIAL PATHWAY ACADEMY	DALLAS	220	AEA: ACADEMICALLY ACCEPTABLE	**	**	**	**	HIGH	8,519
	O'BANION MIDDLE SCHOOL	DALLAS	1,000	ACADEMICALLY ACCEPTABLE	★★★★★	30	25	39	AVERAGE	5,370
	SAM HOUSTON MIDDLE SCHOOL	DALLAS	880	ACADEMICALLY ACCEPTABLE	★★★★★	27	12	51	LOW	5,405
	SELLERS MIDDLE SCHOOL	DALLAS	804	ACADEMICALLY ACCEPTABLE	★★★★★	72	64	77	AVERAGE	5,515
	VERNON SCHRADE MIDDLE SCHOOL	DALLAS	1,299	RECOGNIZED	★★★★★	47	35	58	VERY LOW	4,081
	WEBB MIDDLE SCHOOL	DALLAS	1,245	RECOGNIZED	★★★★★	64	47	77	VERY LOW	4,274
SECONDARY	GARLAND HIGH SCHOOL	DALLAS	2,568	RECOGNIZED	★★★★★	22	28	21	LOW	5,242
	GARLAND ISD EVENING SCHOOL	DALLAS	254	AEA: ACADEMICALLY ACCEPTABLE	**	**	**	**	AVERAGE	8,376
	LAKEVIEW CENTENNIAL HIGH SCHOOL	DALLAS	1,985	ACADEMICALLY ACCEPTABLE	★★★★★	21	19	26	AVERAGE	5,968
	NAAMAN FOREST HIGH SCHOOL	DALLAS	2,530	ACADEMICALLY ACCEPTABLE	★★★★★	19	16	27	LOW	4,733
	NORTH GARLAND HIGH SCHOOL	DALLAS	2,092	ACADEMICALLY ACCEPTABLE	★★★★★	46	44	46	AVERAGE	5,708
	PASS LEARNING CENTER JJAEP	DALLAS	16	NOT RATED: OTHER	**	**	**	**	**	**
	ROWLETT HIGH SCHOOL	DALLAS	2,621	RECOGNIZED	★★★★★	66	58	71	VERY LOW	4,437
	SACHSE HIGH SCHOOL	DALLAS	2,423	RECOGNIZED	★★★★★	49	43	54	LOW	4,448
	SOUTH GARLAND HIGH SCHOOL	DALLAS	2,050	ACADEMICALLY ACCEPTABLE	★★★★★	35	20	54	HIGH	5,745
ELEMENTARY AND SECONDARY	COOPERATIVE BEHAVIORAL CENTER	DALLAS	29	NOT RATED: OTHER	**	**	**	**	**	**
	GARLAND ISD ALTERNATIVE SCHOOL	DALLAS	132	NOT RATED: OTHER	**	**	**	**	**	**
GARNER ISD										
ELEMENTARY	GARNER ELEMENTARY SCHOOL	PARKER	191	RECOGNIZED	★★★★★	28	33	25	HIGH	6,931
GARRISON ISD										
ELEMENTARY	GARRISON ELEMENTARY SCHOOL	NACOGDOCHES	320	RECOGNIZED	★★★★★	50	67	28	LOW	6,083

\*\* Insufficient data

Composite Progress Percentile: ● 80-99 ● 60-79 ○ 40-59 ● 20-39 ● LESS THAN 20

SCHOOL TYPE/ DISTRICT NAME	CAMPUS NAME	COUNTY	ENROLL- MENT	2008-2009 ACCOUNTABILITY RATING	FAST RATING	COMPOSITE PROGRESS PERCENTILE	MATH PROGRESS PERCENTILE	READING PROGRESS PERCENTILE	SPENDING INDEX	ADJUSTED SPENDING PER PUPIL
<b>GARRISON ISD (CONCLUDED)</b>										
MIDDLE	GARRISON MIDDLE SCHOOL	NACOGDOCHES	146	RECOGNIZED	★★★★★☆☆	○ 53	41	62	VERY LOW	\$5,976
SECONDARY	GARRISON HIGH SCHOOL	NACOGDOCHES	209	RECOGNIZED	★★★★★☆☆	◐ 25	40	15	LOW	8,626
<b>GARY ISD</b>										
ELEMENTARY AND SECONDARY	GARY SCHOOL	PANOLA	351	RECOGNIZED	★★★★★☆☆	◐ 28	12	54	LOW	7,424
<b>GATESVILLE ISD</b>										
ELEMENTARY	GATESVILLE ELEMENTARY SCHOOL	CORYELL	450	EXEMPLARY	**	**	**	**	VERY LOW	4,799
	GATESVILLE INTERMEDIATE SCHOOL	CORYELL	605	RECOGNIZED	★★★★★☆☆	◐ 36	30	44	AVERAGE	5,165
	GATESVILLE PRIMARY SCHOOL	CORYELL	486	EXEMPLARY	**	**	**	**	VERY LOW	4,586
MIDDLE	GATESVILLE JUNIOR HIGH SCHOOL	CORYELL	409	ACADEMICALLY ACCEPTABLE	★★★★★☆☆	● 13	10	23	VERY LOW	5,189
SECONDARY	GATESVILLE HIGH SCHOOL	CORYELL	793	RECOGNIZED	★★★★★☆☆	◐ 39	32	47	LOW	5,521
<b>GATEWAY (STUDENT ALTERNATIVE PROGRAM INC) (C)</b>										
SECONDARY	GATEWAY ACADEMY (C)	WEBB	198	AEA: ACADEMICALLY ACCEPTABLE	**	**	**	**	**	**
	GATEWAY ACADEMY (C)	WEBB	301	AEA: ACADEMICALLY ACCEPTABLE	**	**	**	**	AVERAGE	7,098
<b>GATEWAY CHARTER ACADEMY (C)</b>										
ELEMENTARY	GATEWAY CHARTER ACADEMY ELEMENTARY SCHOOL (C)	DALLAS	396	ACADEMICALLY ACCEPTABLE	★★★★★☆☆	● 10	24	5	VERY LOW	3,902
ELEMENTARY AND SECONDARY	GATEWAY CHARTER ACADEMY MIDDLE SCHOOL HIGH SCHOOL (C)	DALLAS	305	ACADEMICALLY ACCEPTABLE	**	**	**	**	**	**
<b>GAUSE ISD</b>										
ELEMENTARY	GAUSE ELEMENTARY SCHOOL	MILAM	149	RECOGNIZED	★★★★★☆☆	◐ 32	52	15	HIGH	7,737
<b>GEORGE GERVIN ACADEMY (C)</b>										
SECONDARY	THE EDUCATION AND TRAINING CENTER (C)	BEXAR	92	AEA: ACADEMICALLY UNACCEPTABLE	**	**	**	**	VERY LOW	4,168
ELEMENTARY AND SECONDARY	GEORGE GERVIN ACADEMY (C)	BEXAR	526	AEA: ACADEMICALLY ACCEPTABLE	**	**	**	**	LOW	4,308
<b>GEORGE I SANCHEZ CHARTER (C)</b>										
ELEMENTARY AND SECONDARY	GEORGE I SANCHEZ HIGH SCHOOL (C)	HARRIS	652	AEA: ACADEMICALLY ACCEPTABLE	**	**	**	**	VERY LOW	5,225
<b>GEORGE I SANCHEZ CHARTER HS SAN ANTONIO BRANCH (C)</b>										
SECONDARY	GEORGE I SANCHEZ CHARTER HIGH SCHOOL SAN ANTONIO BRANCH (C)	BEXAR	129	AEA: ACADEMICALLY ACCEPTABLE	**	**	**	**	VERY LOW	6,037
<b>GEORGE WEST ISD</b>										
ELEMENTARY	GEORGE WEST ELEMENTARY SCHOOL	LIVE OAK	248	ACADEMICALLY ACCEPTABLE	★★★★★☆☆	● 14	13	20	VERY HIGH	8,261
	GEORGE WEST PRIMARY SCHOOL	LIVE OAK	326	EXEMPLARY	**	**	**	**	VERY HIGH	8,334
MIDDLE	GEORGE WEST JUNIOR HIGH SCHOOL	LIVE OAK	175	ACADEMICALLY ACCEPTABLE	★★★★★☆☆	● 14	12	20	VERY HIGH	8,654
SECONDARY	GEORGE WEST HIGH SCHOOL	LIVE OAK	347	RECOGNIZED	★★★★★☆☆	◐ 24	22	31	AVERAGE	8,142
<b>GEORGETOWN ISD</b>										
ELEMENTARY	ANNIE PURL ELEMENTARY SCHOOL	WILLIAMSON	475	RECOGNIZED	**	**	**	**	VERY HIGH	6,663
	CARVER ELEMENTARY SCHOOL	WILLIAMSON	462	RECOGNIZED	**	**	**	**	HIGH	6,177
	DELL PICKETT ELEMENTARY SCHOOL	WILLIAMSON	442	RECOGNIZED	★★★★★☆☆	○ 59	63	50	HIGH	6,474
	FROST ELEMENTARY SCHOOL	WILLIAMSON	473	RECOGNIZED	**	**	**	**	HIGH	5,584
	JAMES E MITCHELL ELEMENTARY SCHOOL	WILLIAMSON	609	EXEMPLARY	**	**	**	**	**	**
	JO ANN FORD ELEMENTARY SCHOOL	WILLIAMSON	600	EXEMPLARY	★★★★★☆☆	● 95	91	95	AVERAGE	5,013
	PAT COOPER ELEMENTARY SCHOOL	WILLIAMSON	541	RECOGNIZED	★★★★★☆☆	◐ 73	74	71	LOW	5,438
	RAYE MCCOY ELEMENTARY SCHOOL	WILLIAMSON	521	RECOGNIZED	★★★★★☆☆	◐ 67	68	64	AVERAGE	5,531
	VILLAGE ELEMENTARY SCHOOL	WILLIAMSON	524	EXEMPLARY	★★★★★☆☆	● 89	81	91	HIGH	6,573
	WILLIAMS ELEMENTARY SCHOOL	WILLIAMSON	320	RECOGNIZED	★★★★★☆☆	● 87	88	83	HIGH	6,227
MIDDLE	CHARLES A FORBES MIDDLE SCHOOL	WILLIAMSON	694	ACADEMICALLY ACCEPTABLE	★★★★★☆☆	◐ 39	52	25	HIGH	6,014
	DOUGLAS BENOLD MIDDLE SCHOOL	WILLIAMSON	760	ACADEMICALLY ACCEPTABLE	★★★★★☆☆	○ 47	55	34	HIGH	5,686
	JAMES TIPPIT MIDDLE SCHOOL	WILLIAMSON	777	ACADEMICALLY ACCEPTABLE	★★★★★☆☆	◐ 33	43	22	AVERAGE	5,476
SECONDARY	CHIP RICHARTE HIGH SCHOOL	WILLIAMSON	72	AEA: ACADEMICALLY ACCEPTABLE	**	**	**	**	HIGH	10,937
	GEORGETOWN 9TH GRADE CENTER	WILLIAMSON	746	RECOGNIZED	★★★★★☆☆	◐ 26	36	20	VERY LOW	5,386
	GEORGETOWN HIGH SCHOOL	WILLIAMSON	2,118	ACADEMICALLY ACCEPTABLE	★★★★★☆☆	◐ 26	23	31	AVERAGE	5,512
	WILLIAMSON COUNTY JJAEP	WILLIAMSON	9	NOT RATED: OTHER	**	**	**	**	**	**
ELEMENTARY AND SECONDARY	GEORGETOWN ALTERNATIVE PROGRAM	WILLIAMSON	25	NOT RATED: OTHER	**	**	**	**	**	**

\*\* Insufficient data

Composite Progress Percentile: ● 80-99 ◐ 60-79 ○ 40-59 ◐ 20-39 ● LESS THAN 20

SCHOOL TYPE/ DISTRICT NAME	CAMPUS NAME	COUNTY	ENROLL- MENT	2008-2009 ACCOUNTABILITY RATING	FAST RATING	COMPOSITE PROGRESS PERCENTILE	MATH PROGRESS PERCENTILE	READING PROGRESS PERCENTILE	SPENDING INDEX	ADJUSTED SPENDING PER PUPIL
<b>GHOLSON ISD</b>										
ELEMENTARY	GHOLSON SCHOOL	MCLENNAN	147	EXEMPLARY	★★★★☆	68	77	57	HIGH	\$6,159
<b>GIDDINGS ISD</b>										
ELEMENTARY	GIDDINGS ELEMENTARY SCHOOL	LEE	600	RECOGNIZED	**	**	**	**	VERY LOW	5,509
	GIDDINGS INTERMEDIATE SCHOOL	LEE	398	ACADEMICALLY ACCEPTABLE	★★★★☆	29	26	36	VERY LOW	5,639
MIDDLE	GIDDINGS MIDDLE SCHOOL	LEE	275	ACADEMICALLY ACCEPTABLE	★★★★☆	19	18	25	VERY LOW	6,655
SECONDARY	GIDDINGS HIGH SCHOOL	LEE	601	RECOGNIZED	★★★★☆	40	44	34	VERY LOW	6,365
<b>GILMER ISD</b>										
ELEMENTARY	GILMER ELEMENTARY SCHOOL	UPSHUR	1,031	RECOGNIZED	★★★★☆	43	51	33	VERY HIGH	5,728
MIDDLE	BRUCE JUNIOR HIGH SCHOOL	UPSHUR	320	ACADEMICALLY ACCEPTABLE	★★★★☆	58	62	50	VERY HIGH	8,882
	GILMER INTERMEDIATE SCHOOL	UPSHUR	345	ACADEMICALLY ACCEPTABLE	★★★★☆	64	48	76	HIGH	7,682
SECONDARY	GILMER HIGH SCHOOL	UPSHUR	679	ACADEMICALLY ACCEPTABLE	★★★★☆	30	26	37	LOW	7,879
<b>GIRLS &amp; BOYS PREP ACADEMY (C)</b>										
ELEMENTARY	GIRLS & BOYS PREP ACADEMY ELEMENTARY SCHOOL (C)	HARRIS	446	RECOGNIZED	★★★★★	99	99	99	VERY LOW	3,168
MIDDLE	GIRLS & BOYS PREP ACADEMY MIDDLE SCHOOL (C)	HARRIS	182	ACADEMICALLY ACCEPTABLE	**	**	**	**	**	**
SECONDARY	GIRLS & BOYS PREP ACADEMY (C)	HARRIS	157	ACADEMICALLY ACCEPTABLE	★★★★☆	1	1	2	HIGH	8,495
<b>GLADEWATER ISD</b>										
ELEMENTARY	BROADWAY ELEMENTARY SCHOOL	GREGG	316	EXEMPLARY	**	**	**	**	AVERAGE	5,174
	GAY AVENUE PRIMARY SCHOOL	GREGG	414	EXEMPLARY	**	**	**	**	AVERAGE	5,079
	WELDON INTERMEDIATE SCHOOL	GREGG	311	RECOGNIZED	★★★★☆	69	80	55	AVERAGE	5,205
MIDDLE	GLADEWATER MIDDLE SCHOOL	GREGG	459	ACADEMICALLY ACCEPTABLE	★★★★☆	11	27	5	AVERAGE	5,553
SECONDARY	GLADEWATER HIGH SCHOOL	GREGG	577	ACADEMICALLY ACCEPTABLE	★★★★☆	39	24	58	HIGH	7,114
<b>GLASSCOCK COUNTY ISD</b>										
ELEMENTARY	GLASSCOCK COUNTY ELEMENTARY SCHOOL	GLASSCOCK	142	EXEMPLARY	★★★★☆	67	59	71	VERY HIGH	10,589
SECONDARY	GLASSCOCK COUNTY HIGH SCHOOL	GLASSCOCK	120	EXEMPLARY	★★★★☆	56	69	36	HIGH	13,025
<b>GLEN ROSE ISD</b>										
ELEMENTARY	GLEN ROSE ELEMENTARY SCHOOL	SOMERVELL	442	RECOGNIZED	**	**	**	**	VERY HIGH	7,798
	GLEN ROSE INTERMEDIATE SCHOOL	SOMERVELL	372	RECOGNIZED	★★★★☆	83	85	78	VERY HIGH	7,978
MIDDLE	GLEN ROSE JUNIOR HIGH SCHOOL	SOMERVELL	410	ACADEMICALLY ACCEPTABLE	★★★★☆	17	29	12	HIGH	7,942
SECONDARY	GLEN ROSE HIGH SCHOOL	SOMERVELL	493	RECOGNIZED	★★★★☆	41	32	50	AVERAGE	8,717
<b>GODLEY ISD</b>										
ELEMENTARY	GODLEY ELEMENTARY SCHOOL	JOHNSON	416	RECOGNIZED	**	**	**	**	LOW	5,625
	GODLEY INTERMEDIATE SCHOOL	JOHNSON	353	RECOGNIZED	★★★★☆	7	34	2	LOW	5,180
MIDDLE	GODLEY MIDDLE SCHOOL	JOHNSON	353	ACADEMICALLY ACCEPTABLE	★★★★☆	26	21	34	AVERAGE	6,167
SECONDARY	GODLEY HIGH SCHOOL	JOHNSON	429	RECOGNIZED	★★★★☆	49	54	39	AVERAGE	6,840
<b>GOLD BURG ISD</b>										
ELEMENTARY	RINGGOLD ELEMENTARY SCHOOL	MONTAGUE	34	RECOGNIZED	**	**	**	**	LOW	6,482
ELEMENTARY AND SECONDARY	GOLD BURG HIGH SCHOOL	MONTAGUE	90	RECOGNIZED	★★★★☆	31	20	47	HIGH	8,753
<b>GOLDEN RULE CHARTER SCHOOL (C)</b>										
ELEMENTARY	GOLDEN RULE CHARTER SCHOOL – ILLINOIS AVE CAMPUS (C)	DALLAS	453	ACADEMICALLY UNACCEPTABLE	★★★★☆	1	2	3	VERY LOW	4,139
	GOLDEN RULE CHARTER SCHOOL – SUNNYSIDE CAMPUS (C)	DALLAS	131	NOT RATED: OTHER	**	**	**	**	**	**
<b>GOLDTHWAITE ISD</b>										
ELEMENTARY	GOLDTHWAITE ELEMENTARY SCHOOL	MILLS	257	RECOGNIZED	★★★★☆	46	38	53	LOW	6,429
MIDDLE	GOLDTHWAITE MIDDLE SCHOOL	MILLS	139	RECOGNIZED	★★★★☆	54	68	34	LOW	6,593
SECONDARY	GOLDTHWAITE HIGH SCHOOL	MILLS	182	RECOGNIZED	★★★★☆	18	35	10	AVERAGE	9,033
<b>GOLIAD ISD</b>										
ELEMENTARY	GOLIAD ELEMENTARY SCHOOL	GOLIAD	372	EXEMPLARY	**	**	**	**	VERY HIGH	8,572
	GOLIAD INTERMEDIATE SCHOOL	GOLIAD	293	ACADEMICALLY ACCEPTABLE		**	**	**	**	**
MIDDLE	GOLIAD MIDDLE SCHOOL	GOLIAD	196	ACADEMICALLY ACCEPTABLE	★★★★☆	40	50	27	VERY HIGH	10,534
SECONDARY	GOLIAD HIGH SCHOOL	GOLIAD	422	RECOGNIZED	★★★★☆	26	21	35	AVERAGE	8,891
ELEMENTARY AND SECONDARY	GOLIAD DAEP	GOLIAD	6	NOT RATED: OTHER	**	**	**	**	**	**

\*\* Insufficient data

Composite Progress Percentile: ● 80-99 ● 60-79 ○ 40-59 ● 20-39 ● LESS THAN 20

SCHOOL TYPE/ DISTRICT NAME	CAMPUS NAME	COUNTY	ENROLL- MENT	2008-2009 ACCOUNTABILITY RATING	FAST RATING	COMPOSITE PROGRESS PERCENTILE	MATH PROGRESS PERCENTILE	READING PROGRESS PERCENTILE	SPENDING INDEX	ADJUSTED SPENDING PER PUPIL
<b>GONZALES ISD</b>										
ELEMENTARY	GONZALES EAST AVENUE PRIMARY SCHOOL	GONZALES	557	ACADEMICALLY ACCEPTABLE	**	**	**	**	HIGH	\$6,053
	GONZALES ELEMENTARY SCHOOL	GONZALES	571	ACADEMICALLY ACCEPTABLE	★★★★★	84	93	72	LOW	6,368
MIDDLE	GONZALES JUNIOR HIGH SCHOOL	GONZALES	369	ACADEMICALLY UNACCEPTABLE	★★★☆☆	4	1	19	HIGH	8,221
	GONZALES NORTH AVENUE INTERMEDIATE SCHOOL	GONZALES	353	RECOGNIZED	★★★★★	75	94	43	LOW	7,202
SECONDARY	GONZALES ALTERNATIVE SCHOOL	GONZALES	34	AEA: ACADEMICALLY ACCEPTABLE	**	**	**	**	**	**
	GONZALES HIGH SCHOOL	GONZALES	641	ACADEMICALLY ACCEPTABLE	★★★★★	51	45	55	HIGH	7,730
<b>GOODRICH ISD</b>										
ELEMENTARY	GOODRICH ELEMENTARY SCHOOL	POLK	131	ACADEMICALLY UNACCEPTABLE	★★★☆☆	34	34	35	HIGH	7,041
MIDDLE	GOODRICH MIDDLE SCHOOL	POLK	55	ACADEMICALLY ACCEPTABLE	★★★★★	35	9	70	LOW	8,905
SECONDARY	GOODRICH HIGH SCHOOL	POLK	70	ACADEMICALLY ACCEPTABLE	★★★★★	24	32	19	AVERAGE	11,778
<b>GOOSE CREEK CISD</b>										
ELEMENTARY	ALAMO ELEMENTARY SCHOOL	HARRIS	586	RECOGNIZED	★★★★★	46	46	43	AVERAGE	5,510
	ASHBEL SMITH ELEMENTARY SCHOOL	HARRIS	690	EXEMPLARY	★★★★★	71	87	50	AVERAGE	5,925
	CARVER ELEMENTARY SCHOOL	HARRIS	763	RECOGNIZED	★★★★★	64	88	28	AVERAGE	5,247
	CROCKETT ELEMENTARY SCHOOL	HARRIS	704	RECOGNIZED	★★★★★	97	96	95	VERY LOW	4,687
	HARLEM ELEMENTARY SCHOOL	HARRIS	790	EXEMPLARY	★★★★★	60	75	38	LOW	4,972
	HIGHLANDS ELEMENTARY SCHOOL	HARRIS	714	RECOGNIZED	★★★★★	69	83	50	LOW	4,932
	HOPPER PRIMARY SCHOOL	HARRIS	485	RECOGNIZED	**	**	**	**	HIGH	5,515
	JAMES BOWIE ELEMENTARY SCHOOL	HARRIS	866	RECOGNIZED	★★★★★	55	59	46	LOW	4,872
	LAMAR ELEMENTARY SCHOOL	HARRIS	684	EXEMPLARY	★★★★★	82	76	85	AVERAGE	5,368
	LORENZO DE ZAVALA ELEMENTARY SCHOOL	HARRIS	630	RECOGNIZED	★★★★★	74	69	78	LOW	4,678
	PUMPHREY ELEMENTARY SCHOOL	HARRIS	479	EXEMPLARY	★★★★★	79	71	83	HIGH	5,267
	SAN JACINTO ELEMENTARY SCHOOL	HARRIS	476	RECOGNIZED	★★★★★	47	31	62	AVERAGE	6,227
	STEPHEN F AUSTIN ELEMENTARY SCHOOL	HARRIS	841	EXEMPLARY	★★★★★	73	80	65	LOW	4,740
	TRAVIS ELEMENTARY SCHOOL	HARRIS	697	RECOGNIZED	★★★★★	73	83	62	AVERAGE	5,337
	VICTORIA WALKER ELEMENTARY SCHOOL	HARRIS	927	RECOGNIZED	**	**	**	**	**	**
MIDDLE	BAYTOWN JUNIOR HIGH SCHOOL	HARRIS	728	ACADEMICALLY ACCEPTABLE	★★★★★	25	41	14	LOW	5,381
	CEDAR BAYOU JUNIOR HIGH SCHOOL	HARRIS	977	ACADEMICALLY ACCEPTABLE	★★★★★	24	52	6	LOW	4,653
	GENTRY JUNIOR HIGH SCHOOL	HARRIS	1,027	RECOGNIZED	★★★★★	35	40	29	LOW	4,398
	HIGHLANDS JUNIOR HIGH SCHOOL	HARRIS	1,017	ACADEMICALLY ACCEPTABLE	★★★★★	41	66	15	LOW	4,800
	HORACE MANN JUNIOR HIGH SCHOOL	HARRIS	814	ACADEMICALLY ACCEPTABLE	★★★★★	30	39	22	AVERAGE	5,670
SECONDARY	GOOSE CREEK MEMORIAL HIGH SCHOOL	HARRIS	1,194	ACADEMICALLY ACCEPTABLE	**	**	**	**	**	**
	LEE HIGH SCHOOL	HARRIS	2,043	ACADEMICALLY ACCEPTABLE	★★★★★	14	10	24	HIGH	4,869
	STERLING HIGH SCHOOL	HARRIS	2,387	ACADEMICALLY ACCEPTABLE	★★★★★	16	21	16	VERY LOW	4,459
<b>GORDON ISD</b>										
ELEMENTARY AND SECONDARY	GORDON SCHOOL	PALO PINTO	188	EXEMPLARY	★★★★★	24	7	57	AVERAGE	8,554
<b>GORMAN ISD</b>										
ELEMENTARY	MAXFIELD ELEMENTARY SCHOOL	EASTLAND	224	RECOGNIZED	★★★★★	7	10	10	AVERAGE	6,929
SECONDARY	GORMAN HIGH SCHOOL	EASTLAND	156	RECOGNIZED	★★★★★	46	35	57	LOW	8,251
<b>GRADY ISD</b>										
ELEMENTARY AND SECONDARY	GRADY SCHOOL	MARTIN	207	EXEMPLARY	★★★★★	68	69	64	AVERAGE	8,860
<b>GRAFORD ISD</b>										
ELEMENTARY	GRAFORD ELEMENTARY SCHOOL	PALO PINTO	181	RECOGNIZED	★★★★★	25	35	18	VERY HIGH	9,088
SECONDARY	GRAFORD HIGH SCHOOL	PALO PINTO	137	RECOGNIZED	★★★★★	28	22	39	HIGH	10,761
<b>GRAHAM ISD</b>										
ELEMENTARY	CRESTVIEW ELEMENTARY SCHOOL	YOUNG	579	RECOGNIZED	**	**	**	**	LOW	5,923
	PIONEER ELEMENTARY SCHOOL	YOUNG	306	NOT RATED: OTHER	**	**	**	**	AVERAGE	5,984
	WOODLAND ELEMENTARY SCHOOL	YOUNG	356	RECOGNIZED	★★★★★	51	60	38	VERY LOW	5,644
MIDDLE	GRAHAM JUNIOR HIGH SCHOOL	YOUNG	529	ACADEMICALLY ACCEPTABLE	★★★★★	3	2	9	VERY LOW	6,045
SECONDARY	GRAHAM HIGH SCHOOL	YOUNG	683	RECOGNIZED	★★★★★	36	42	29	LOW	7,115
	GRAHAM LEARNING CENTER	YOUNG	24	AEA: ACADEMICALLY ACCEPTABLE	**	**	**	**	**	**

\*\* Insufficient data

Composite Progress Percentile: ● 80-99 ● 60-79 ○ 40-59 ● 20-39 ● LESS THAN 20

SCHOOL TYPE/ DISTRICT NAME	CAMPUS NAME	COUNTY	ENROLL- MENT	2008-2009 ACCOUNTABILITY RATING	FAST RATING	COMPOSITE PROGRESS PERCENTILE	MATH PROGRESS PERCENTILE	READING PROGRESS PERCENTILE	SPENDING INDEX	ADJUSTED SPENDING PER PUPIL
<b>GRANBURY ISD</b>										
ELEMENTARY	ACTON ELEMENTARY SCHOOL	HOOD	715	EXEMPLARY	**	**	**	**	VERY LOW	\$5,414
	EMMA ROBERSON ELEMENTARY SCHOOL	HOOD	606	EXEMPLARY	**	**	**	**	AVERAGE	6,574
	JOHN AND LYNN BRAWNER INTERMEDIATE SCHOOL	HOOD	483	ACADEMICALLY ACCEPTABLE	★★★★☆☆	33	40	26	VERY HIGH	7,480
	MAMBRINO SCHOOL	HOOD	654	RECOGNIZED	★★★★☆☆	79	69	85	VERY HIGH	7,817
	NETTIE BACCUS ELEMENTARY SCHOOL	HOOD	498	RECOGNIZED	**	**	**	**	AVERAGE	6,762
	OAK WOODS SCHOOL	HOOD	370	RECOGNIZED	★★★★☆☆	83	80	84	VERY HIGH	7,257
MIDDLE	ACTON MIDDLE SCHOOL	HOOD	765	ACADEMICALLY ACCEPTABLE	★★★★☆☆	53	69	30	HIGH	7,520
	GRANBURY MIDDLE SCHOOL	HOOD	714	ACADEMICALLY ACCEPTABLE	★★★★☆☆	44	51	34	VERY HIGH	7,952
SECONDARY	BEHAVIOR TRANSITION CENTER	HOOD	10	NOT RATED: OTHER	**	**	**	**	**	**
	CROSSLAND NINTH GRADE CENTER	HOOD	565	RECOGNIZED	★★★★☆☆	67	55	75	LOW	7,270
	GRANBURY HIGH SCHOOL	HOOD	1,467	ACADEMICALLY UNACCEPTABLE	★★★★☆☆	13	9	24	LOW	7,689
	STARS ACADEMY	HOOD	39	AEA: ACADEMICALLY ACCEPTABLE	**	**	**	**	VERY HIGH	13,099
<b>GRAND PRAIRIE ISD</b>										
ELEMENTARY	AUSTIN ELEMENTARY SCHOOL	DALLAS	522	RECOGNIZED	★★★★☆☆	71	71	70	AVERAGE	5,142
	BARBARA BUSH ELEMENTARY SCHOOL	DALLAS	565	RECOGNIZED	★★★★☆☆	61	59	60	LOW	4,976
	BONHAM ELEMENTARY SCHOOL	DALLAS	494	RECOGNIZED	★★★★☆☆	65	92	23	HIGH	6,115
	BOWIE ELEMENTARY SCHOOL	DALLAS	529	RECOGNIZED	★★★★☆☆	23	31	19	LOW	5,010
	COLIN POWELL ELEMENTARY SCHOOL	DALLAS	523	EXEMPLARY	★★★★☆☆	71	70	69	LOW	4,735
	CROCKETT ELEMENTARY SCHOOL	DALLAS	583	RECOGNIZED	★★★★☆☆	66	76	51	LOW	5,129
	DANIEL'S ELEMENTARY SCHOOL	DALLAS	544	ACADEMICALLY ACCEPTABLE	★★★★☆☆	63	68	54	AVERAGE	5,622
	DICKINSON ELEMENTARY SCHOOL	DALLAS	459	RECOGNIZED	★★★★☆☆	49	44	52	AVERAGE	5,535
	EISENHOWER ELEMENTARY SCHOOL	DALLAS	537	RECOGNIZED	★★★★☆☆	58	66	45	AVERAGE	5,288
	ERVIN C WHITT ELEMENTARY SCHOOL	DALLAS	619	EXEMPLARY	★★★★☆☆	74	71	76	LOW	4,976
	FANNIN ELEMENTARY SCHOOL	DALLAS	420	RECOGNIZED	★★★★☆☆	26	47	12	LOW	5,626
	FLORENCE HILL ELEMENTARY SCHOOL	DALLAS	529	EXEMPLARY	★★★★☆☆	74	86	61	AVERAGE	5,989
	HECTOR P GARCIA ELEMENTARY SCHOOL	DALLAS	523	RECOGNIZED	★★★★☆☆	84	89	76	LOW	5,191
	HOBBS WILLIAMS ELEMENTARY SCHOOL	DALLAS	369	RECOGNIZED	**	**	**	**	**	**
	JOHN GARNER ELEMENTARY SCHOOL	DALLAS	416	RECOGNIZED	★★★★☆☆	38	33	43	AVERAGE	5,843
	JOHNSON ELEMENTARY SCHOOL	DALLAS	546	RECOGNIZED	★★★★☆☆	55	56	50	LOW	5,053
	JUAN SEGUIN ELEMENTARY SCHOOL	DALLAS	569	RECOGNIZED	★★★★☆☆	69	59	77	VERY LOW	4,937
	MIKE MOSELEY ELEMENTARY SCHOOL	DALLAS	545	EXEMPLARY	**	**	**	**	**	**
	MILAM ELEMENTARY SCHOOL	DALLAS	574	RECOGNIZED	★★★★☆☆	73	73	72	LOW	5,118
	SALLYE MOORE ELEMENTARY SCHOOL	DALLAS	599	EXEMPLARY	★★★★☆☆	85	93	73	VERY LOW	4,862
	SAM HOUSTON ELEMENTARY SCHOOL	DALLAS	577	ACADEMICALLY ACCEPTABLE	★★★★☆☆	19	23	19	LOW	5,078
	SAM RAYBURN ELEMENTARY SCHOOL	DALLAS	455	RECOGNIZED	★★★★☆☆	48	70	21	LOW	5,182
	THURGOOD MARSHALL ELEMENTARY SCHOOL	DALLAS	535	RECOGNIZED	★★★★☆☆	52	39	64	AVERAGE	5,286
	TRAVIS ELEMENTARY SCHOOL	DALLAS	473	RECOGNIZED	★★★★☆☆	40	44	35	LOW	5,816
	ZAVALA ELEMENTARY SCHOOL	DALLAS	552	ACADEMICALLY ACCEPTABLE	★★★★☆☆	66	76	52	VERY LOW	4,816
MIDDLE	ADAMS MIDDLE SCHOOL	DALLAS	789	ACADEMICALLY ACCEPTABLE	★★★★☆☆	25	25	28	VERY LOW	4,195
	BILL ARNOLD MIDDLE SCHOOL	DALLAS	795	ACADEMICALLY ACCEPTABLE	★★★★☆☆	19	11	36	VERY LOW	4,950
	HARRY S TRUMAN MIDDLE SCHOOL	DALLAS	750	ACADEMICALLY ACCEPTABLE	★★★★☆☆	18	17	23	VERY LOW	4,399
	JACKSON MIDDLE SCHOOL	DALLAS	1,127	ACADEMICALLY ACCEPTABLE	★★★★☆☆	14	14	18	VERY LOW	4,001
	KENNEDY MIDDLE SCHOOL	DALLAS	895	ACADEMICALLY UNACCEPTABLE	★★★★☆☆	19	18	23	LOW	4,661
	LEE MIDDLE SCHOOL	DALLAS	770	ACADEMICALLY ACCEPTABLE	★★★★☆☆	9	8	16	LOW	5,202
	RONALD REAGAN MIDDLE SCHOOL	DALLAS	797	ACADEMICALLY ACCEPTABLE	★★★★☆☆	38	46	29	VERY LOW	3,962
SECONDARY	CROSSWINDS HIGH SCHOOL	DALLAS	288	AEA: ACADEMICALLY ACCEPTABLE	**	**	**	**	**	**
	GRAND PRAIRIE HIGH SCHOOL	DALLAS	2,100	ACADEMICALLY UNACCEPTABLE	★★★★☆☆	9	20	6	LOW	4,528
	GRAND PRAIRIE HIGH SCHOOL 9TH GRADE CENTER	DALLAS	918	ACADEMICALLY ACCEPTABLE	**	**	**	**	**	**
	SOUTH GRAND PRAIRIE HIGH SCHOOL	DALLAS	2,499	RECOGNIZED	★★★★☆☆	34	37	31	LOW	4,594
	SOUTH GRAND PRAIRIE HIGH SCHOOL 9TH GRADE CENTER	DALLAS	990	EXEMPLARY	**	**	**	**	**	**
ELEMENTARY AND SECONDARY	LAMAR ALTERNATIVE EDUCATION PROGRAM	DALLAS	161	NOT RATED: OTHER	**	**	**	**	HIGH	11,997
	PASS LEARNING CENTER JJAEP	DALLAS	24	NOT RATED: OTHER	**	**	**	**	**	**

\*\* Insufficient data

Composite Progress Percentile: ● 80-99 ● 60-79 ○ 40-59 ◐ 20-39 ● LESS THAN 20



SCHOOL TYPE/ DISTRICT NAME	CAMPUS NAME	COUNTY	ENROLL- MENT	2008-2009 ACCOUNTABILITY RATING	FAST RATING	COMPOSITE PROGRESS PERCENTILE	MATH PROGRESS PERCENTILE	READING PROGRESS PERCENTILE	SPENDING INDEX	ADJUSTED SPENDING PER PUPIL
<b>GRAND SALINE ISD</b>										
ELEMENTARY	GRAND SALINE ELEMENTARY SCHOOL	VAN ZANDT	294	ACADEMICALLY ACCEPTABLE	**	**	**	**	HIGH	\$5,935
	GRAND SALINE INTERMEDIATE SCHOOL	VAN ZANDT	259	ACADEMICALLY ACCEPTABLE	★★★★★☆☆	○ 46	26	66	LOW	6,101
MIDDLE	GRAND SALINE MIDDLE SCHOOL	VAN ZANDT	230	RECOGNIZED	★★★★★☆☆	● 8	4	21	LOW	6,978
SECONDARY	GRAND SALINE HIGH SCHOOL	VAN ZANDT	315	ACADEMICALLY ACCEPTABLE	★★★★★☆☆	○ 50	14	83	LOW	7,177
ELEMENTARY AND SECONDARY	VAN ZANDT COUNTY MULTISERVICE CENTER	VAN ZANDT	12	NOT RATED: OTHER	**	**	**	**	**	**
	VAN ZANDT COUNTY SHARED SERVICES ARRANGEMENT	VAN ZANDT	11	NOT RATED: OTHER	**	**	**	**	**	**
<b>GRANDFALLS-ROYALTY ISD</b>										
ELEMENTARY AND SECONDARY	GRANDFALLS-ROYALTY SCHOOL	WARD	133	ACADEMICALLY UNACCEPTABLE	★★★★★☆☆	● 4	21	2	VERY HIGH	12,502
<b>GRANDVIEW ISD</b>										
ELEMENTARY	GRANDVIEW ELEMENTARY SCHOOL	JOHNSON	270	EXEMPLARY	**	**	**	**	LOW	5,231
	GRANDVIEW INTERMEDIATE SCHOOL	JOHNSON	243	EXEMPLARY	★★★★★☆☆	● 80	96	49	VERY LOW	4,292
MIDDLE	GRANDVIEW JUNIOR HIGH SCHOOL	JOHNSON	267	EXEMPLARY	★★★★★☆☆	● 21	28	18	HIGH	6,297
SECONDARY	ALTERNATIVE LEARNING CENTER	JOHNSON	2	AEA: ACADEMICALLY ACCEPTABLE		**	**	**	**	**
	GRANDVIEW HIGH SCHOOL	JOHNSON	338	RECOGNIZED	★★★★★☆☆	○ 42	32	52	HIGH	6,693
<b>GRANDVIEW-HOPKINS ISD</b>										
ELEMENTARY	GRANDVIEW-HOPKINS ELEMENTARY SCHOOL	GRAY	27	EXEMPLARY	**	**	**	**	**	**
<b>GRANGER ISD</b>										
SECONDARY	WILLIAMSON COUNTY JJAEP	WILLIAMSON	1	NOT RATED: OTHER	**	**	**	**	**	**
ELEMENTARY AND SECONDARY	GRANGER SCHOOL	WILLIAMSON	447	ACADEMICALLY ACCEPTABLE	★★★★★☆☆	● 16	19	18	LOW	5,935
<b>GRAPE CREEK ISD</b>										
ELEMENTARY	GRAPE CREEK ELEMENTARY SCHOOL	TOM GREEN	514	RECOGNIZED	★★★★★☆☆	● 16	27	12	LOW	5,469
MIDDLE	GRAPE CREEK MIDDLE SCHOOL	TOM GREEN	230	ACADEMICALLY ACCEPTABLE	★★★★★☆☆	● 21	33	15	VERY HIGH	7,240
SECONDARY	FAIRVIEW ALTERNATIVE EDUCATION COOP	TOM GREEN	4	AEA: ACADEMICALLY ACCEPTABLE	**	**	**	**	**	**
	FAIRVIEW DAEP	TOM GREEN	4	NOT RATED: OTHER	**	**	**	**	**	**
	GRAPE CREEK HIGH SCHOOL	TOM GREEN	321	ACADEMICALLY UNACCEPTABLE	★★★★★☆☆	● 7	13	6	LOW	7,124
<b>GRAPELAND ISD</b>										
ELEMENTARY	GRAPELAND ELEMENTARY SCHOOL	HOUSTON	266	ACADEMICALLY ACCEPTABLE	★★★★★☆☆	○ 41	45	34	LOW	6,513
MIDDLE	GRAPELAND JUNIOR HIGH SCHOOL	HOUSTON	89	ACADEMICALLY ACCEPTABLE	★★★★★☆☆	● 13	24	10	VERY HIGH	8,417
SECONDARY	GRAPELAND HIGH SCHOOL	HOUSTON	164	ACADEMICALLY ACCEPTABLE	★★★★★☆☆	● 16	24	14	AVERAGE	9,378
<b>GRAPEVINE-COLLEYVILLE ISD</b>										
ELEMENTARY	BEAR CREEK ELEMENTARY SCHOOL	TARRANT	700	EXEMPLARY	★★★★★☆☆	● 81	64	90	AVERAGE	5,492
	BRANSFORD ELEMENTARY SCHOOL	TARRANT	447	EXEMPLARY	★★★★★☆☆	● 95	86	97	AVERAGE	6,037
	CANNON ELEMENTARY SCHOOL	TARRANT	477	RECOGNIZED	★★★★★☆☆	○ 56	63	46	VERY HIGH	7,105
	COLLEYVILLE ELEMENTARY SCHOOL	TARRANT	654	EXEMPLARY	★★★★★☆☆	● 94	85	95	LOW	5,129
	DOVE ELEMENTARY SCHOOL	TARRANT	515	EXEMPLARY	★★★★★☆☆	● 62	41	77	HIGH	5,826
	GLENHOPE ELEMENTARY SCHOOL	TARRANT	492	EXEMPLARY	★★★★★☆☆	● 86	69	93	VERY HIGH	6,215
	GRAPEVINE ELEMENTARY SCHOOL	TARRANT	530	EXEMPLARY	★★★★★☆☆	● 86	68	93	AVERAGE	5,743
	HERITAGE ELEMENTARY SCHOOL	TARRANT	476	EXEMPLARY	★★★★★☆☆	● 84	65	92	LOW	5,630
	SILVER LAKE ELEMENTARY SCHOOL	TARRANT	546	EXEMPLARY	★★★★★☆☆	● 92	89	91	HIGH	5,906
	TAYLOR ELEMENTARY SCHOOL	TARRANT	464	EXEMPLARY	★★★★★☆☆	● 82	56	94	VERY HIGH	6,277
	TIMBERLINE ELEMENTARY SCHOOL	TARRANT	688	RECOGNIZED	★★★★★☆☆	● 93	79	97	HIGH	6,489
MIDDLE	COLLEYVILLE MIDDLE SCHOOL	TARRANT	734	EXEMPLARY	★★★★★☆☆	● 34	33	36	AVERAGE	4,881
	CROSS TIMBERS MIDDLE SCHOOL	TARRANT	857	ACADEMICALLY ACCEPTABLE	★★★★★☆☆	● 34	38	29	AVERAGE	5,384
	GRAPEVINE MIDDLE SCHOOL	TARRANT	752	RECOGNIZED	★★★★★☆☆	● 37	26	50	HIGH	5,998
	HERITAGE MIDDLE SCHOOL	TARRANT	884	RECOGNIZED	★★★★★☆☆	● 37	49	25	HIGH	5,254
SECONDARY	BRIDGES ALTERNATIVE LEARNING CENTER	TARRANT	31	AEA: ACADEMICALLY ACCEPTABLE	**	**	**	**	**	**
	COLLEYVILLE HERITAGE HIGH SCHOOL	TARRANT	2,346	RECOGNIZED	★★★★★☆☆	○ 52	36	67	AVERAGE	4,828
	GRAPEVINE HIGH SCHOOL	TARRANT	2,181	ACADEMICALLY ACCEPTABLE	★★★★★☆☆	○ 50	31	67	VERY LOW	5,082
	TARRANT CO JJAEP	TARRANT	3	NOT RATED: OTHER	**	**	**	**	**	**
<b>GREENVILLE ISD</b>										
ELEMENTARY	BOWIE ELEMENTARY SCHOOL	HUNT	538	RECOGNIZED	★★★★★☆☆	○ 55	59	47	LOW	4,670




























\*\* Insufficient data

Composite Progress Percentile: ● 80-99 ● 60-79 ○ 40-59 ● 20-39 ● LESS THAN 20






SCHOOL TYPE/ DISTRICT NAME	CAMPUS NAME	COUNTY	ENROLL- MENT	2008-2009 ACCOUNTABILITY RATING	FAST RATING	COMPOSITE PROGRESS PERCENTILE	MATH PROGRESS PERCENTILE	READING PROGRESS PERCENTILE	SPENDING INDEX	ADJUSTED SPENDING PER PUPIL
<b>GREENVILLE ISD (CONCLUDED)</b>										
	CARVER ELEMENTARY SCHOOL	HUNT	479	RECOGNIZED	★★★★☆	○ 56	72	33	LOW	\$4,837
	CROCKETT ELEMENTARY SCHOOL	HUNT	319	ACADEMICALLY ACCEPTABLE	★★★★☆	● 6	32	2	VERY LOW	4,966
	LAMAR ELEMENTARY SCHOOL	HUNT	622	RECOGNIZED	★★★★☆	○ 43	70	15	VERY LOW	4,340
	LP WATERS EARLY CHILDHOOD CENTER	HUNT	312	NOT RATED: OTHER	**	**	**	**	AVERAGE	5,150
	TRAVIS ELEMENTARY SCHOOL	HUNT	339	ACADEMICALLY ACCEPTABLE	★★★★☆	● 69	82	53	VERY LOW	4,832
MIDDLE	GREENVILLE 6TH GRADE CENTER	HUNT	308	RECOGNIZED	★★★★☆	○ 50	33	66	LOW	5,420
SECONDARY	GREENVILLE HIGH SCHOOL	HUNT	1,075	ACADEMICALLY ACCEPTABLE	★★★★☆	● 24	18	33	LOW	5,514
	GREENVILLE MIDDLE SCHOOL	HUNT	618	ACADEMICALLY ACCEPTABLE	★★★★☆	● 8	13	8	VERY LOW	5,596
	NEW HORIZONS LEARNING CENTER	HUNT	114	AEA: ACADEMICALLY ACCEPTABLE	**	**	**	**	HIGH	8,796
ELEMENTARY AND SECONDARY	GLEN OAKS SCHOOL	HUNT	12	AEA: ACADEMICALLY ACCEPTABLE	**	**	**	**	**	**
	GREENVILLE ALTERNATIVE EDUCATIONAL PROGRAM	HUNT	46	NOT RATED: OTHER	**	**	**	**	HIGH	6,272
	HUNT COUNTY JUVENILE DETENTION CENTER	HUNT	18	AEA: ACADEMICALLY ACCEPTABLE	**	**	**	**	**	**
<b>GREENWOOD ISD</b>										
ELEMENTARY	GREENWOOD INTERMEDIATE SCHOOL	MIDLAND	346	RECOGNIZED	★★★★☆	● 36	30	44	AVERAGE	4,870
	GREENWOOD PRIMARY SCHOOL	MIDLAND	532	RECOGNIZED	**	**	**	**	VERY LOW	4,499
MIDDLE	JAMES R BROOKS MIDDLE SCHOOL	MIDLAND	264	ACADEMICALLY ACCEPTABLE	★★★★☆	○ 57	62	48	HIGH	5,312
SECONDARY	GREENWOOD HIGH SCHOOL	MIDLAND	509	ACADEMICALLY ACCEPTABLE	★★★★☆	● 13	11	22	AVERAGE	5,500
<b>GREGORY-PORTLAND ISD</b>										
ELEMENTARY	ANDREWS ELEMENTARY SCHOOL	SAN PATRICIO	335	EXEMPLARY	★★★★☆	● 69	70	65	AVERAGE	4,897
	AUSTIN ELEMENTARY SCHOOL	SAN PATRICIO	389	EXEMPLARY	★★★★☆	● 74	80	67	AVERAGE	5,446
	CLARK ELEMENTARY SCHOOL	SAN PATRICIO	569	EXEMPLARY	★★★★☆	● 93	95	86	VERY LOW	4,377
	EAST CLIFF ELEMENTARY SCHOOL	SAN PATRICIO	388	EXEMPLARY	★★★★☆	● 89	81	91	LOW	4,641
MIDDLE	GREGORY-PORTLAND INTERMEDIATE SCHOOL	SAN PATRICIO	625	RECOGNIZED	★★★★☆	○ 49	28	70	LOW	4,638
	GREGORY-PORTLAND JUNIOR HIGH SCHOOL	SAN PATRICIO	684	ACADEMICALLY ACCEPTABLE	★★★★☆	● 4	3	11	LOW	4,839
SECONDARY	GREGORY-PORTLAND HIGH SCHOOL	SAN PATRICIO	1,319	RECOGNIZED	★★★★☆	● 68	66	68	LOW	5,109
<b>GROESBECK ISD</b>										
ELEMENTARY	GROESBECK ELEMENTARY SCHOOL	LIMESTONE	750	RECOGNIZED	★★★★☆	● 64	75	47	HIGH	6,785
MIDDLE	GROESBECK MIDDLE SCHOOL	LIMESTONE	347	RECOGNIZED	★★★★☆	● 17	31	11	VERY HIGH	8,590
SECONDARY	GROESBECK ALTERNATIVE LEARNING CENTER	LIMESTONE	16	NOT RATED: OTHER	**	**	**	**	**	**
	GROESBECK HIGH SCHOOL	LIMESTONE	427	ACADEMICALLY ACCEPTABLE	★★★★☆	● 26	22	33	AVERAGE	8,735
	LIMESTONE COUNTY JUVENILE DETENTION CENTER	LIMESTONE	8	NOT RATED: OTHER	**	**	**	**	**	**
<b>GROOM ISD</b>										
ELEMENTARY AND SECONDARY	GROOM SCHOOL	CARSON	130	EXEMPLARY	★★★★☆	○ 58	48	65	HIGH	8,220
<b>GROVETON ISD</b>										
ELEMENTARY	GROVETON ELEMENTARY SCHOOL	TRINITY	332	RECOGNIZED	★★★★☆	● 32	28	37	AVERAGE	6,512
ELEMENTARY AND SECONDARY	GROVETON JUNIOR HIGH- HIGH SCHOOL	TRINITY	370	RECOGNIZED	★★★★☆	● 7	23	3	AVERAGE	8,995
<b>GRUVER ISD</b>										
ELEMENTARY	GRUVER ELEMENTARY SCHOOL	HANSFORD	147	EXEMPLARY	★★★★☆	● 69	89	41	HIGH	10,239
MIDDLE	GRUVER JUNIOR HIGH SCHOOL	HANSFORD	118	EXEMPLARY	★★★★☆	● 70	77	61	AVERAGE	9,482
SECONDARY	GRUVER HIGH SCHOOL	HANSFORD	131	EXEMPLARY	★★★★☆	○ 54	51	55	AVERAGE	11,602
<b>GUARDIAN ANGEL PERFORMANCE ARTS ACADEMY (C)</b>										
ELEMENTARY	GUARDIAN ANGEL PERFORMANCE ACADEMY (C)	BEXAR	18	NOT RATED: OTHER	**	**	**	**	**	**
<b>GULF SHORES ACADEMY (C)</b>										
SECONDARY	GULF SHORES HIGH SCHOOL (C)	HARRIS	150	AEA: ACADEMICALLY UNACCEPTABLE	**	**	**	**	**	**
<b>GUNTER ISD</b>										
ELEMENTARY	GUNTER ELEMENTARY SCHOOL	GRAYSON	297	EXEMPLARY	★★★★☆	○ 59	60	55	LOW	5,722
MIDDLE	GUNTER MIDDLE SCHOOL	GRAYSON	245	EXEMPLARY	★★★★☆	● 68	67	67	VERY HIGH	7,008
SECONDARY	GUNTER HIGH SCHOOL	GRAYSON	288	EXEMPLARY	★★★★☆	○ 52	44	59	VERY HIGH	7,748
<b>GUSTINE ISD</b>										
ELEMENTARY AND SECONDARY	GUSTINE SCHOOL	COMANCHE	228	ACADEMICALLY ACCEPTABLE	★★★★☆	○ 51	24	76	LOW	6,903

\*\* Insufficient data

Composite Progress Percentile: ● 80-99 ● 60-79 ○ 40-59 ● 20-39 ● LESS THAN 20

SCHOOL TYPE/ DISTRICT NAME	CAMPUS NAME	COUNTY	ENROLL- MENT	2008-2009 ACCOUNTABILITY RATING	FAST RATING	COMPOSITE PROGRESS PERCENTILE	MATH PROGRESS PERCENTILE	READING PROGRESS PERCENTILE	SPENDING INDEX	ADJUSTED SPENDING PER PUPIL
<b>GUTHRIE CSD</b>										
ELEMENTARY AND SECONDARY	GUTHRIE SCHOOL	KING	95	EXEMPLARY	**	 62	71	47	**	**
<b>HALE CENTER ISD</b>										
ELEMENTARY	AKIN ELEMENTARY SCHOOL	HALE	285	EXEMPLARY	★★★★★	 98	99	77	LOW	\$6,580
MIDDLE	CARR MIDDLE SCHOOL	HALE	171	ACADEMICALLY ACCEPTABLE	★★★★☆	 23	46	9	AVERAGE	7,472
SECONDARY	HALE CENTER HIGH SCHOOL	HALE	149	RECOGNIZED	★★★★☆	 16	16	21	AVERAGE	10,949
	HALE COUNTY JJAEP	HALE	2	NOT RATED: OTHER	**	**	**	**	**	**
<b>HALLETTSVILLE ISD</b>										
ELEMENTARY	HALLETTSVILLE ELEMENTARY SCHOOL	LAVACA	278	EXEMPLARY	★★★★☆	 76	89	59	HIGH	7,431
MIDDLE	GOALS PROGRAM	LAVACA	2	NOT RATED: OTHER	**	**	**	**	**	**
	HALLETTSVILLE JUNIOR HIGH SCHOOL	LAVACA	254	ACADEMICALLY ACCEPTABLE	★★★★☆	 7	20	4	AVERAGE	7,600
SECONDARY	HALLETTSVILLE HIGH SCHOOL	LAVACA	315	RECOGNIZED	★★★★☆	 58	43	70	AVERAGE	7,836
ELEMENTARY AND SECONDARY	DEWITT LAVACA SPECIAL EDUCATION COOPERATIVE	LAVACA	10	NOT RATED: OTHER	**	**	**	**	**	**
<b>HALLSBURG ISD</b>										
ELEMENTARY	HALLSBURG ELEMENTARY SCHOOL	MCLENNAN	117	ACADEMICALLY ACCEPTABLE	★★★★☆	 63	75	45	VERY HIGH	7,068
<b>HALLSVILLE ISD</b>										
ELEMENTARY	HALLSVILLE ELEMENTARY SCHOOL	HARRISON	610	EXEMPLARY	**	**	**	**	LOW	4,468
	HALLSVILLE INTERMEDIATE SCHOOL	HARRISON	635	EXEMPLARY	★★★★★	 74	71	75	VERY LOW	4,561
	HALLSVILLE PRIMARY SCHOOL	HARRISON	397	NOT RATED: OTHER	**	**	**	**	VERY HIGH	6,190
MIDDLE	HALLSVILLE JUNIOR HIGH SCHOOL	HARRISON	614	EXEMPLARY	★★★★☆	 26	46	12	LOW	5,383
	HALLSVILLE MIDDLE SCHOOL	HARRISON	635	EXEMPLARY	★★★★★	 69	81	53	VERY LOW	4,807
SECONDARY	HALLSVILLE HIGH SCHOOL	HARRISON	1,269	RECOGNIZED	★★★★☆	 37	36	38	VERY LOW	5,419
	KILGORE DAEP	HARRISON	1	NOT RATED: OTHER	**	**	**	**	**	**
<b>HAMILTON ISD</b>										
ELEMENTARY	ANN WHITNEY ELEMENTARY SCHOOL	HAMILTON	381	EXEMPLARY	★★★★☆	 52	45	57	LOW	6,419
MIDDLE	HAMILTON JUNIOR HIGH SCHOOL	HAMILTON	197	RECOGNIZED	★★★★☆	 36	29	46	AVERAGE	7,890
SECONDARY	HAMILTON HIGH SCHOOL	HAMILTON	241	RECOGNIZED	★★★★☆	 42	17	71	VERY LOW	8,476
<b>HAMLIN ISD</b>										
ELEMENTARY	HAMLIN ELEMENTARY SCHOOL	JONES	252	RECOGNIZED	★★★★★	 81	94	62	LOW	6,267
MIDDLE	HAMLIN MIDDLE SCHOOL	JONES	100	ACADEMICALLY ACCEPTABLE	★★★★☆	 4	3	8	VERY HIGH	7,980
SECONDARY	HAMLIN HIGH SCHOOL	JONES	144	RECOGNIZED	★★★★☆	 40	51	26	HIGH	9,607
<b>HAMPTON PREPARATORY (C)</b>										
ELEMENTARY	HAMPTON PREPARATORY PRIMARY CAMPUS (C)	DALLAS	44	RECOGNIZED	**	**	**	**	**	**
MIDDLE	HAMPTON PREPARATORY MIDDLE CAMPUS (C)	DALLAS	253	ACADEMICALLY ACCEPTABLE	**	**	**	**	**	**
SECONDARY	HAMPTON PREPARATORY (C)	DALLAS	58	ACADEMICALLY ACCEPTABLE	**	**	**	**	**	**
<b>HAMSHIRE-FANNETT ISD</b>										
ELEMENTARY	HAMSHIRE-FANNETT ELEMENTARY SCHOOL	JEFFERSON	519	EXEMPLARY	**	**	**	**	AVERAGE	4,931
	HAMSHIRE-FANNETT INTERMEDIATE SCHOOL	JEFFERSON	410	EXEMPLARY	★★★★☆	 35	31	41	VERY LOW	4,482
MIDDLE	HAMSHIRE-FANNETT MIDDLE SCHOOL	JEFFERSON	258	RECOGNIZED	★★★★☆	 58	79	29	VERY HIGH	6,823
SECONDARY	HAMSHIRE-FANNETT HIGH SCHOOL	JEFFERSON	541	EXEMPLARY	★★★★☆	 18	13	30	AVERAGE	5,585
<b>HAPPY ISD</b>										
ELEMENTARY	HAPPY ELEMENTARY SCHOOL	SWISHER	121	EXEMPLARY	★★★★★	 80	75	82	LOW	6,446
SECONDARY	HAPPY HIGH SCHOOL	SWISHER	91	RECOGNIZED	★★★★☆	 22	22	27	AVERAGE	10,286
<b>HARDIN ISD</b>										
ELEMENTARY	HARDIN ELEMENTARY SCHOOL	LIBERTY	484	RECOGNIZED	★★★★☆	 49	54	40	VERY LOW	4,291
MIDDLE	HARDIN INTERMEDIATE SCHOOL	LIBERTY	200	ACADEMICALLY ACCEPTABLE	★★★★☆	 13	8	26	VERY LOW	3,628
	HARDIN JUNIOR HIGH SCHOOL	LIBERTY	193	ACADEMICALLY ACCEPTABLE	★★★★☆	 7	6	16	LOW	5,337
SECONDARY	HARDIN HIGH SCHOOL	LIBERTY	330	ACADEMICALLY ACCEPTABLE	★★★★☆	 20	7	47	LOW	5,565
ELEMENTARY AND SECONDARY	HARDIN/CHAMBERS CENTER	LIBERTY	4	NOT RATED: OTHER	**	**	**	**	**	**
<b>HARDIN-JEFFERSON ISD</b>										
ELEMENTARY	CHINA ELEMENTARY SCHOOL	HARDIN	250	EXEMPLARY	**	**	**	**	HIGH	6,201
	SOUR LAKE ELEMENTARY SCHOOL	HARDIN	672	EXEMPLARY	★★★★☆	 72	82	60	LOW	4,660

\*\* Insufficient data

Composite Progress Percentile:  80-99  60-79  40-59  20-39  LESS THAN 20

SCHOOL TYPE/ DISTRICT NAME	CAMPUS NAME	COUNTY	ENROLL- MENT	2008-2009 ACCOUNTABILITY RATING	FAST RATING	COMPOSITE PROGRESS PERCENTILE	MATH PROGRESS PERCENTILE	READING PROGRESS PERCENTILE	SPENDING INDEX	ADJUSTED SPENDING PER PUPIL
<b>HARDIN-JEFFERSON ISD (CONCLUDED)</b>										
MIDDLE	HENDERSON MIDDLE SCHOOL	HARDIN	473	ACADEMICALLY ACCEPTABLE	★★★★☆☆	25	44	13	LOW	\$4,776
SECONDARY	HARDIN-JEFFERSON HIGH SCHOOL	HARDIN	653	RECOGNIZED	★★★★☆☆	43	45	38	HIGH	6,486
<b>HARLANDALE ISD</b>										
ELEMENTARY	BELLAIRE ELEMENTARY SCHOOL	BEXAR	689	RECOGNIZED	★★★★☆☆	57	57	55	AVERAGE	5,224
	CARROLL BELL ELEMENTARY SCHOOL	BEXAR	563	RECOGNIZED	★★★★☆☆	92	96	82	AVERAGE	5,452
	COLLIER DAEP	BEXAR	3	NOT RATED: OTHER		**	**	**	**	**
	COLLIER ELEMENTARY SCHOOL	BEXAR	505	EXEMPLARY	★★★★☆☆	79	74	81	AVERAGE	5,706
	COLUMBIA HEIGHTS ELEMENTARY SCHOOL	BEXAR	419	EXEMPLARY	★★★★☆☆	92	84	93	HIGH	6,747
	EH GILBERT ELEMENTARY SCHOOL	BEXAR	525	EXEMPLARY	★★★★☆☆	93	99	66	HIGH	6,408
	GILLETTE ELEMENTARY SCHOOL	BEXAR	527	ACADEMICALLY ACCEPTABLE	★★★★☆☆	54	58	46	HIGH	5,747
	HW SCHULZE ELEMENTARY SCHOOL	BEXAR	710	EXEMPLARY	★★★★☆☆	99	99	98	HIGH	5,900
	MORRILL ELEMENTARY SCHOOL	BEXAR	564	EXEMPLARY	★★★★☆☆	75	68	80	VERY HIGH	5,843
	RAYBURN ELEMENTARY SCHOOL	BEXAR	448	RECOGNIZED	★★★★☆☆	79	95	54	HIGH	6,407
	STONEWALL/FLANDERS ELEMENTARY SCHOOL	BEXAR	769	RECOGNIZED	★★★★☆☆	63	50	71	HIGH	5,467
	VESTAL ELEMENTARY SCHOOL	BEXAR	596	RECOGNIZED	★★★★☆☆	81	95	60	AVERAGE	5,607
	VM ADAMS ELEMENTARY SCHOOL	BEXAR	739	RECOGNIZED	★★★★☆☆	37	43	31	LOW	5,384
	WRIGHT ELEMENTARY SCHOOL	BEXAR	480	EXEMPLARY	★★★★☆☆	78	70	82	HIGH	6,341
MIDDLE	A LEAL JR MIDDLE SCHOOL	BEXAR	756	ACADEMICALLY ACCEPTABLE	★★★★☆☆	16	17	20	AVERAGE	6,187
	FENLEY TRANSITIONAL MIDDLE SCHOOL	BEXAR	11	NOT RATED: OTHER	**	**	**	**	**	**
	HARLANDALE ALTERNATIVE CENTER BOOT MIDDLE SCHOOL	BEXAR	4	NOT RATED: OTHER	**	**	**	**	**	**
	HARLANDALE ALTERNATIVE CENTER DAEP MIDDLE SCHOOL	BEXAR	27	NOT RATED: OTHER	**	**	**	**	**	**
	HARLANDALE MIDDLE SCHOOL	BEXAR	858	ACADEMICALLY ACCEPTABLE	★★★★☆☆	8	7	16	HIGH	5,786
	KINGSBOROUGH MIDDLE SCHOOL	BEXAR	634	ACADEMICALLY ACCEPTABLE	★★★★☆☆	34	26	44	HIGH	6,423
	TEJEDA JUNIOR HIGH SCHOOL ACADEMY	BEXAR	45	AEA: ACADEMICALLY ACCEPTABLE	**	**	**	**	**	**
	TERRELL WELLS MIDDLE SCHOOL	BEXAR	683	ACADEMICALLY ACCEPTABLE	★★★★☆☆	50	35	64	AVERAGE	6,006
SECONDARY	BEXAR COUNTY JJAEP	BEXAR	8	NOT RATED: OTHER	**	**	**	**	**	**
	FENLEY TRANSITIONAL HIGH SCHOOL	BEXAR	8	NOT RATED: OTHER	**	**	**	**	**	**
	FRANK M TEJEDA ACADEMY	BEXAR	194	AEA: ACADEMICALLY ACCEPTABLE	**	**	**	**	VERY HIGH	14,122
	HARLANDALE ALTERNATIVE CENTER BOOT HIGH SCHOOL	BEXAR	2	NOT RATED: OTHER	**	**	**	**	**	**
	HARLANDALE ALTERNATIVE CENTER DAEP HIGH SCHOOL	BEXAR	27	NOT RATED: OTHER	**	**	**	**	**	**
	HARLANDALE HIGH SCHOOL	BEXAR	1,818	RECOGNIZED	★★★★☆☆	11	18	10	VERY HIGH	6,155
	MCCOLLUM HIGH SCHOOL	BEXAR	1,715	ACADEMICALLY ACCEPTABLE	★★★★☆☆	18	6	45	HIGH	6,124
ELEMENTARY AND SECONDARY	JEWEL C WIETZEL CENTER	BEXAR	24	NOT RATED: OTHER	**	**	**	**	**	**
<b>HARLETON ISD</b>										
ELEMENTARY	HARLETON ELEMENTARY SCHOOL	HARRISON	356	EXEMPLARY	★★★★☆☆	80	67	87	LOW	5,197
MIDDLE	HARLETON JUNIOR HIGH SCHOOL	HARRISON	151	RECOGNIZED	★★★★☆☆	38	27	53	AVERAGE	5,941
SECONDARY	HARLETON HIGH SCHOOL	HARRISON	205	EXEMPLARY	★★★★☆☆	53	30	74	AVERAGE	6,462
<b>HARLINGEN CISD</b>										
ELEMENTARY	AUSTIN ELEMENTARY SCHOOL	CAMERON	463	RECOGNIZED	★★★★☆☆	16	22	15	HIGH	5,603
	BEN MILAM ELEMENTARY SCHOOL	CAMERON	543	RECOGNIZED	★★★★☆☆	61	78	35	AVERAGE	5,574
	BONHAM ELEMENTARY SCHOOL	CAMERON	695	EXEMPLARY	★★★★☆☆	83	87	78	AVERAGE	4,990
	BOWIE ELEMENTARY SCHOOL	CAMERON	364	RECOGNIZED	★★★★☆☆	81	85	75	VERY HIGH	6,371
	CROCKETT ELEMENTARY SCHOOL	CAMERON	458	RECOGNIZED	★★★★☆☆	53	53	49	HIGH	5,865
	DISHMAN ELEMENTARY SCHOOL	CAMERON	481	RECOGNIZED	★★★★☆☆	76	95	44	HIGH	5,947
	DR HESQUIO RODRIGUEZ ELEMENTARY SCHOOL	CAMERON	690	RECOGNIZED	★★★★☆☆	65	57	69	AVERAGE	5,103
	HOUSTON ELEMENTARY SCHOOL	CAMERON	497	RECOGNIZED	★★★★☆☆	19	37	9	VERY HIGH	7,848
	JEFFERSON ELEMENTARY SCHOOL	CAMERON	391	EXEMPLARY	★★★★☆☆	72	91	46	VERY HIGH	6,194
	LAMAR ELEMENTARY SCHOOL	CAMERON	654	RECOGNIZED	★★★★☆☆	55	66	38	LOW	5,073
	LEE H MEANS ELEMENTARY SCHOOL	CAMERON	409	RECOGNIZED	**	**	**	**	**	**
	LONG ELEMENTARY SCHOOL	CAMERON	710	EXEMPLARY	★★★★☆☆	77	87	64	LOW	4,799

\*\* Insufficient data

Composite Progress Percentile: ● 80-99 ● 60-79 ○ 40-59 ● 20-39 ● LESS THAN 20

SCHOOL TYPE/ DISTRICT NAME	CAMPUS NAME	COUNTY	ENROLL- MENT	2008-2009 ACCOUNTABILITY RATING	FAST RATING	COMPOSITE PROGRESS PERCENTILE	MATH PROGRESS PERCENTILE	READING PROGRESS PERCENTILE	SPENDING INDEX	ADJUSTED SPENDING PER PUPIL
<b>HARLINGEN CISD (CONCLUDED)</b>										
	STUART PLACE ELEMENTARY SCHOOL	CAMERON	684	RECOGNIZED	★★★★☆	○ 59	50	66	AVERAGE	\$5,003
	TRAVIS ELEMENTARY SCHOOL	CAMERON	428	EXEMPLARY	★★★★☆	● 64	69	55	HIGH	5,705
	TREASURE HILLS ELEMENTARY SCHOOL	CAMERON	792	EXEMPLARY	★★★★☆	○ 55	56	50	VERY HIGH	5,211
	WILSON ELEMENTARY SCHOOL	CAMERON	522	EXEMPLARY	★★★★☆	● 74	76	70	HIGH	5,431
	ZAVALA ELEMENTARY SCHOOL	CAMERON	392	EXEMPLARY	★★★★☆	● 61	72	44	VERY HIGH	6,471
MIDDLE	CAMERON COUNTY JJAEP	CAMERON	7	NOT RATED: OTHER	**	**	**	**	**	**
	COAKLEY MIDDLE SCHOOL	CAMERON	816	RECOGNIZED	★★★★☆	● 14	26	10	HIGH	6,390
	GUTIERREZ MIDDLE SCHOOL	CAMERON	713	RECOGNIZED	★★★★☆	● 36	44	28	HIGH	6,849
	MEMORIAL MIDDLE SCHOOL	CAMERON	728	ACADEMICALLY ACCEPTABLE	★★★★☆	● 14	38	5	VERY HIGH	6,853
	MOISES VELA MIDDLE SCHOOL	CAMERON	772	ACADEMICALLY ACCEPTABLE	★★★★☆	● 22	43	10	HIGH	6,010
	SOUTHWEST KEY SCHOOL	CAMERON	17	AEA: ACADEMICALLY ACCEPTABLE	**	**	**	**	**	**
	VERNON MIDDLE SCHOOL	CAMERON	765	RECOGNIZED	★★★★☆	○ 44	48	36	HIGH	6,885
SECONDARY	EARLY COLLEGE HIGH SCHOOL	CAMERON	170	RECOGNIZED	**	**	**	**	**	**
	EDNA TAMAYO HOUSE	CAMERON	18	AEA: ACADEMICALLY ACCEPTABLE	**	**	**	**	**	**
	HARLINGEN HIGH SCHOOL	CAMERON	2,505	ACADEMICALLY ACCEPTABLE	★★★★☆	● 4	7	5	VERY HIGH	5,876
	HARLINGEN HIGH SCHOOL SOUTH	CAMERON	2,054	ACADEMICALLY ACCEPTABLE	★★★★☆	● 7	5	17	HIGH	6,007
	KEYS ACADEMY	CAMERON	159	AEA: ACADEMICALLY ACCEPTABLE	**	**	**	**	AVERAGE	8,965
	SECONDARY ALTERNATIVE CENTER	CAMERON	44	NOT RATED: OTHER	**	**	**	**	**	**
<b>HARMONY ISD</b>										
ELEMENTARY	HARMONY ELEMENTARY SCHOOL	UPSHUR	322	EXEMPLARY	**	**	**	**	HIGH	6,389
	HARMONY INTERMEDIATE SCHOOL	UPSHUR	148	RECOGNIZED	★★★★☆	● 17	2	62	LOW	6,331
MIDDLE	HARMONY JUNIOR HIGH SCHOOL	UPSHUR	261	RECOGNIZED	★★★★☆	● 35	17	60	AVERAGE	6,138
SECONDARY	HARMONY HIGH SCHOOL	UPSHUR	310	RECOGNIZED	★★★★☆	● 39	21	61	AVERAGE	8,335
<b>HARMONY SCHOOL OF EXCELLENCE (C)</b>										
ELEMENTARY AND SECONDARY	HARMONY SCHOOL OF EXCELLENCE (C)	HARRIS	603	EXEMPLARY	★★★★☆	○ 45	35	54	LOW	4,537
<b>HARMONY SCHOOL OF INNOVATION (C)</b>										
ELEMENTARY	HARMONY SCHOOL OF INNOVATION (C)	HARRIS	509	EXEMPLARY	★★★★☆	● 38	33	46	VERY LOW	4,857
<b>HARMONY SCHOOL OF SCIENCE (HOUSTON) (C)</b>										
ELEMENTARY	HARMONY SCHOOL OF SCIENCE HOUSTON (C)	HARRIS	340	EXEMPLARY	**	**	**	**	**	**
<b>HARMONY SCHOOL OF SCIENCE (AUSTIN) (C)</b>										
ELEMENTARY	HARMONY SCHOOL OF SCIENCE AUSTIN (C)	TRAVIS	422	EXEMPLARY	★★★★☆	● 21	19	28	LOW	4,582
<b>HARMONY SCIENCE ACADEMY (C)</b>										
ELEMENTARY AND SECONDARY	HARMONY SCIENCE ACADEMY (C)	HARRIS	372	EXEMPLARY	★★★★☆	● 29	21	42	AVERAGE	4,965
	HARMONY SCIENCE ACADEMY DALLAS (C)	HARRIS	702	EXEMPLARY	★★★★☆	● 19	23	19	LOW	4,204
	HARMONY SCIENCE ACADEMY HOUSTON NW (C)	HARRIS	482	EXEMPLARY	**	**	**	**	**	**
<b>HARMONY SCIENCE ACADEMY (AUSTIN) (C)</b>										
MIDDLE	HARMONY SCIENCE ACADEMY NORTH AUSTIN (C)	TRAVIS	149	RECOGNIZED	**	**	**	**	**	**
ELEMENTARY AND SECONDARY	HARMONY SCIENCE ACADEMY – AUSTIN (C)	TRAVIS	263	RECOGNIZED	★★★★☆	○ 44	31	57	HIGH	5,220
<b>HARMONY SCIENCE ACADEMY (BEAUMONT) (C)</b>										
ELEMENTARY AND SECONDARY	HARMONY SCIENCE ACADEMY – BEAUMONT (C)	JEFFERSON	362	ACADEMICALLY ACCEPTABLE	**	**	**	**	**	**
<b>HARMONY SCIENCE ACADEMY (BROWNSVILLE) (C)</b>										
ELEMENTARY	HARMONY SCIENCE ACADEMY – BROWNSVILLE (C)	CAMERON	267	EXEMPLARY	**	**	**	**	**	**
<b>HARMONY SCIENCE ACADEMY (COLLEGE STATION) (C)</b>										
ELEMENTARY AND SECONDARY	HARMONY SCIENCE ACADEMY COLLEGE STATION (C)	BRAZOS	245	RECOGNIZED	**	**	**	**	**	**
<b>HARMONY SCIENCE ACADEMY (EL PASO) (C)</b>										
ELEMENTARY AND SECONDARY	HARMONY SCIENCE ACADEMY – EL PASO (C)	EL PASO	614	RECOGNIZED	★★★★☆	● 66	64	64	AVERAGE	5,082
<b>HARMONY SCIENCE ACADEMY (FORT WORTH) (C)</b>										
ELEMENTARY	HARMONY SCIENCE ACADEMY – GRAND PRAIRIE (C)	TARRANT	341	EXEMPLARY	**	**	**	**	**	**
ELEMENTARY AND SECONDARY	HARMONY SCIENCE ACADEMY – FORT WORTH (C)	TARRANT	574	EXEMPLARY	★★★★☆	● 14	6	34	LOW	4,605

\*\* Insufficient data

Composite Progress Percentile: ● 80-99 ● 60-79 ○ 40-59 ● 20-39 ● LESS THAN 20

SCHOOL TYPE/ DISTRICT NAME	CAMPUS NAME	COUNTY	ENROLL- MENT	2008-2009 ACCOUNTABILITY RATING	FAST RATING	COMPOSITE PROGRESS PERCENTILE	MATH PROGRESS PERCENTILE	READING PROGRESS PERCENTILE	SPENDING INDEX	ADJUSTED SPENDING PER PUPIL
<b>HARMONY SCIENCE ACADEMY (LAREDO) (C)</b>										
ELEMENTARY	HARMONY SCIENCE ACADEMY LAREDO (C)	WEBB	342	ACADEMICALLY ACCEPTABLE	**	**	**	**	**	**
<b>HARMONY SCIENCE ACADEMY (LUBBOCK) (C)</b>										
ELEMENTARY AND SECONDARY	HARMONY SCIENCE ACADEMY – LUBBOCK (C)	LUBBOCK	309	EXEMPLARY	**	**	**	**	**	**
<b>HARMONY SCIENCE ACADEMY (SAN ANTONIO) (C)</b>										
ELEMENTARY AND SECONDARY	HARMONY SCIENCE ACADEMY SAN ANTONIO (C)	BEXAR	585	RECOGNIZED	★★★★☆	22	10	45	AVERAGE	\$4,677
<b>HARMONY SCIENCE ACADEMY (WACO) (C)</b>										
ELEMENTARY AND SECONDARY	HARMONY SCIENCE ACADEMY – WACO (C)	MCLENNAN	379	RECOGNIZED	**	**	**	**	**	**
<b>HARPER ISD</b>										
ELEMENTARY	HARPER ELEMENTARY SCHOOL	GILLESPIE	251	EXEMPLARY	★★★★★	76	75	76	VERY LOW	5,849
MIDDLE	HARPER MIDDLE SCHOOL	GILLESPIE	147	EXEMPLARY	★★★★☆	31	47	18	HIGH	7,684
SECONDARY	HARPER HIGH SCHOOL	GILLESPIE	213	RECOGNIZED	★★★★☆	24	23	30	LOW	8,041
<b>HARROLD ISD</b>										
ELEMENTARY AND SECONDARY	HARROLD SCHOOL	WILBARGER	99	ACADEMICALLY ACCEPTABLE	★★★★☆	21	31	16	AVERAGE	8,990
<b>HART ISD</b>										
ELEMENTARY	HART ELEMENTARY SCHOOL	CASTRO	174	ACADEMICALLY ACCEPTABLE	★★★★☆	8	10	12	AVERAGE	7,056
SECONDARY	HART JUNIOR/SENIOR HIGH SCHOOL	CASTRO	121	ACADEMICALLY ACCEPTABLE	★★★★☆	20	16	29	LOW	10,479
<b>HARTLEY ISD</b>										
ELEMENTARY AND SECONDARY	HARTLEY SCHOOL	HARTLEY	213	ACADEMICALLY ACCEPTABLE	★★★★☆	41	17	67	HIGH	8,149
<b>HARTS BLUFF ISD</b>										
ELEMENTARY	HARTS BLUFF ELEMENTARY SCHOOL	TITUS	440	RECOGNIZED	★★★★☆	56	39	70	AVERAGE	6,988
<b>HASKELL CISD</b>										
ELEMENTARY	HASKELL ELEMENTARY SCHOOL	HASKELL	319	EXEMPLARY	★★★★☆	52	69	29	VERY HIGH	9,228
MIDDLE	ROCHESTER JUNIOR HIGH SCHOOL	HASKELL	119	RECOGNIZED	★★★★☆	9	6	21	HIGH	10,648
SECONDARY	HASKELL HIGH SCHOOL	HASKELL	165	RECOGNIZED	★★★★☆	45	51	35	VERY HIGH	14,298
<b>HAWKINS ISD</b>										
ELEMENTARY	HAWKINS ELEMENTARY SCHOOL	WOOD	389	RECOGNIZED	★★★★☆	76	81	70	LOW	6,136
MIDDLE	HAWKINS MIDDLE SCHOOL	WOOD	178	EXEMPLARY	★★★★☆	44	61	23	AVERAGE	7,742
SECONDARY	HAWKINS HIGH SCHOOL	WOOD	192	RECOGNIZED	★★★★☆	32	34	30	VERY HIGH	12,880
<b>HAWLEY ISD</b>										
ELEMENTARY	HAWLEY ELEMENTARY SCHOOL	JONES	345	EXEMPLARY	★★★★☆	32	30	36	HIGH	5,471
MIDDLE	HAWLEY MIDDLE SCHOOL	JONES	197	ACADEMICALLY ACCEPTABLE	★★★★☆	6	8	10	LOW	6,926
SECONDARY	HAWLEY HIGH SCHOOL	JONES	226	RECOGNIZED	★★★★☆	48	30	65	HIGH	7,697
<b>HAYS CISD</b>										
ELEMENTARY	BLANCO VISTA ELEMENTARY SCHOOL	HAYS	529	RECOGNIZED	**	**	**	**	**	**
	BUDA ELEMENTARY SCHOOL	HAYS	616	EXEMPLARY	★★★★☆	54	60	42	AVERAGE	5,084
	CAMINO REAL ELEMENTARY SCHOOL	HAYS	531	ACADEMICALLY ACCEPTABLE	**	**	**	**	**	**
	ELM GROVE ELEMENTARY SCHOOL	HAYS	719	EXEMPLARY	★★★★☆	67	43	84	LOW	4,734
	HEMPHILL ELEMENTARY SCHOOL	HAYS	936	ACADEMICALLY ACCEPTABLE	★★★★☆	29	33	28	VERY LOW	4,538
	KYLE ELEMENTARY SCHOOL	HAYS	673	RECOGNIZED	★★★★☆	64	73	51	AVERAGE	5,453
	LAURA B NEGLEY ELEMENTARY SCHOOL	HAYS	725	EXEMPLARY	★★★★☆	53	44	60	AVERAGE	4,871
	SCIENCE HALL ELEMENTARY SCHOOL	HAYS	763	RECOGNIZED	★★★★☆	32	27	40	VERY LOW	4,616
	SUSIE FUENTES ELEMENTARY SCHOOL	HAYS	635	EXEMPLARY	★★★★☆	69	64	72	HIGH	5,992
	TOBIAS ELEMENTARY SCHOOL	HAYS	465	ACADEMICALLY ACCEPTABLE	★★★★☆	11	5	27	VERY LOW	4,597
	TOM GREEN ELEMENTARY SCHOOL	HAYS	599	ACADEMICALLY ACCEPTABLE	★★★★☆	51	60	37	LOW	4,981
MIDDLE	ARMANDO CHAPA MIDDLE SCHOOL	HAYS	796	ACADEMICALLY ACCEPTABLE	★★★★☆	43	29	60	VERY LOW	4,656
	ERIC DAHLSTROM MIDDLE SCHOOL	HAYS	802	ACADEMICALLY ACCEPTABLE	★★★★☆	33	23	46	LOW	4,712
	LAURA B WALLACE MIDDLE SCHOOL	HAYS	746	ACADEMICALLY ACCEPTABLE	★★★★☆	18	14	28	LOW	5,267
	RC BARTON MIDDLE SCHOOL	HAYS	660	ACADEMICALLY ACCEPTABLE	★★★★☆	34	23	47	AVERAGE	4,970
SECONDARY	ACADEMY HIGH SCHOOL	HAYS	95	AEA: ACADEMICALLY ACCEPTABLE		**	**	**	LOW	8,679
	HAYS COUNTY JUVENILE JUSTICE ALTERNATIVE EDUCATION PROGRAM	HAYS	10	NOT RATED: OTHER	**	**	**	**	**	**

\*\* Insufficient data

Composite Progress Percentile: ● 80-99 ● 60-79 ○ 40-59 ● 20-39 ● LESS THAN 20



SCHOOL TYPE/ DISTRICT NAME	CAMPUS NAME	COUNTY	ENROLL- MENT	2008-2009 ACCOUNTABILITY RATING	FAST RATING	COMPOSITE PROGRESS PERCENTILE	MATH PROGRESS PERCENTILE	READING PROGRESS PERCENTILE	SPENDING INDEX	ADJUSTED SPENDING PER PUPIL
<b>HAYS CISD (CONCLUDED)</b>										
	JACK C HAYS HIGH SCHOOL	HAYS	1,835	ACADEMICALLY ACCEPTABLE	★★★★☆	35	28	45	LOW	\$4,958
	LEHMAN HIGH SCHOOL	HAYS	1,609	ACADEMICALLY ACCEPTABLE	★★★★☆	32	19	50	LOW	5,267
ELEMENTARY AND SECONDARY	ALTERNATIVE IMPACT CENTER	HAYS	77	NOT RATED: OTHER	**	**	**	**	**	**
<b>HEARNE ISD</b>										
ELEMENTARY	HEARNE ELEMENTARY SCHOOL	ROBERTSON	644	ACADEMICALLY UNACCEPTABLE	**	**	**	**	**	**
MIDDLE	HEARNE JUNIOR HIGH SCHOOL	ROBERTSON	150	ACADEMICALLY ACCEPTABLE	★★★★☆	3	15	1	AVERAGE	7,878
SECONDARY	HEARNE HIGH SCHOOL	ROBERTSON	287	ACADEMICALLY ACCEPTABLE	★★★★☆	32	61	10	HIGH	7,374
<b>HEDLEY ISD</b>										
ELEMENTARY AND SECONDARY	HEDLEY SCHOOL	DONLEY	151	RECOGNIZED	★★★★☆	33	18	53	HIGH	11,294
<b>HEMPHILL ISD</b>										
ELEMENTARY	HEMPHILL ELEMENTARY SCHOOL	SABINE	382	RECOGNIZED	★★★★☆	79	94	56	LOW	6,057
MIDDLE	HEMPHILL MIDDLE SCHOOL	SABINE	315	RECOGNIZED	★★★★☆	9	13	10	VERY LOW	6,313
SECONDARY	HEMPHILL HIGH SCHOOL	SABINE	317	ACADEMICALLY ACCEPTABLE	★★★★☆	32	30	35	AVERAGE	7,620
<b>HEMPSTEAD ISD</b>										
ELEMENTARY	HEMPSTEAD EARLY CHILDHOOD SCHOOL	WALLER	416	RECOGNIZED	**	**	**	**	LOW	4,853
	HEMPSTEAD ELEMENTARY SCHOOL	WALLER	286	RECOGNIZED	★★★★☆	88	88	85	LOW	6,005
MIDDLE	HEMPSTEAD MIDDLE SCHOOL	WALLER	288	ACADEMICALLY ACCEPTABLE	★★★★☆	9	13	9	AVERAGE	6,363
SECONDARY	HEMPSTEAD HIGH SCHOOL	WALLER	392	ACADEMICALLY UNACCEPTABLE	★★★★☆	32	17	54	AVERAGE	7,148
<b>HENDERSON ISD</b>										
ELEMENTARY	CENTRAL ELEMENTARY – HENDERSON ISD	RUSK	284	RECOGNIZED	**	**	**	**	HIGH	6,154
	CHAMBERLAIN ELEMENTARY SCHOOL	RUSK	265	RECOGNIZED	**	**	**	**	HIGH	7,175
	MONNIE MEYER WYLIE PRIMARY SCHOOL	RUSK	400	NOT RATED: OTHER	**	**	**	**	VERY HIGH	6,739
	MONTGOMERY ELEMENTARY SCHOOL	RUSK	255	RECOGNIZED	**	**	**	**	HIGH	6,217
	NORTHSIDE ELEMENTARY SCHOOL	RUSK	509	ACADEMICALLY ACCEPTABLE	★★★★☆	78	72	80	HIGH	7,312
MIDDLE	HENDERSON MIDDLE SCHOOL	RUSK	712	RECOGNIZED	★★★★☆	29	25	37	AVERAGE	7,140
SECONDARY	HENDERSON HIGH SCHOOL	RUSK	947	RECOGNIZED	★★★★☆	41	36	47	LOW	7,479
<b>HENRIETTA ISD</b>										
ELEMENTARY	HENRIETTA ELEMENTARY SCHOOL	CLAY	427	EXEMPLARY	★★★★☆	70	79	58	HIGH	6,730
MIDDLE	HENRIETTA MIDDLE SCHOOL	CLAY	216	EXEMPLARY	★★★★☆	22	20	28	VERY HIGH	7,722
SECONDARY	HENRIETTA HIGH SCHOOL	CLAY	293	RECOGNIZED	★★★★☆	46	19	73	HIGH	9,221
<b>HEREFORD ISD</b>										
ELEMENTARY	AIKMAN ELEMENTARY SCHOOL	DEAF SMITH	404	ACADEMICALLY ACCEPTABLE	**	**	**	**	LOW	6,584
	BLUEBONNET ELEMENTARY SCHOOL	DEAF SMITH	320	RECOGNIZED	★★★★☆	21	41	10	HIGH	7,567
	STANTON SPECIAL PROGRAMS CENTER	DEAF SMITH	261	NOT RATED: OTHER	**	**	**	**	VERY HIGH	7,457
	TIERRA BLANCA ELEMENTARY SCHOOL	DEAF SMITH	331	EXEMPLARY	**	**	**	**	LOW	7,011
	WEST CENTRAL ELEMENTARY SCHOOL	DEAF SMITH	313	ACADEMICALLY ACCEPTABLE	**	**	**	**	**	**
MIDDLE	HEREFORD JUNIOR HIGH SCHOOL	DEAF SMITH	849	ACADEMICALLY UNACCEPTABLE	★★★★☆	1	1	2	LOW	7,035
SECONDARY	HEREFORD HIGH SCHOOL	DEAF SMITH	1,159	ACADEMICALLY ACCEPTABLE	★★★★☆	24	23	30	LOW	7,709
ELEMENTARY AND SECONDARY	NORTHWEST ELEMENTARY SCHOOL	DEAF SMITH	438	ACADEMICALLY ACCEPTABLE	**	**	**	**	LOW	6,848
<b>HERMLEIGH ISD</b>										
SECONDARY	HOBBS ALTERNATIVE EDUCATION COOP	SCURRY	1	AEA: ACADEMICALLY ACCEPTABLE	**	**	**	**	**	**
ELEMENTARY AND SECONDARY	HERMLEIGH SCHOOL	SCURRY	196	ACADEMICALLY ACCEPTABLE	★★★★☆	12	4	33	AVERAGE	9,187
<b>HICO ISD</b>										
ELEMENTARY	HICO ELEMENTARY SCHOOL	HAMILTON	324	RECOGNIZED	★★★★☆	73	66	78	LOW	6,270
MIDDLE	HICO JUNIOR HIGH SCHOOL	HAMILTON	144	EXEMPLARY	★★★★☆	45	38	51	LOW	7,570
SECONDARY	HICO HIGH SCHOOL	HAMILTON	251	RECOGNIZED	★★★★☆	41	23	61	AVERAGE	7,968
<b>HIDALGO ISD</b>										
ELEMENTARY	DR ALEJO SALINAS JR ELEMENTARY SCHOOL	HIDALGO	420	EXEMPLARY	★★★★☆	47	59	31	HIGH	6,218
	HIDALGO ELEMENTARY SCHOOL	HIDALGO	496	RECOGNIZED	★★★★☆	72	67	75	VERY HIGH	7,686
	HIDALGO PARK ELEMENTARY SCHOOL	HIDALGO	413	RECOGNIZED	★★★★☆	69	73	63	VERY HIGH	6,378
	KELLY ELEMENTARY SCHOOL	HIDALGO	464	RECOGNIZED	★★★★☆	24	42	13	AVERAGE	6,694

\*\* Insufficient data

Composite Progress Percentile: ● 80-99 ● 60-79 ○ 40-59 ● 20-39 ● LESS THAN 20

SCHOOL TYPE/ DISTRICT NAME	CAMPUS NAME	COUNTY	ENROLL- MENT	2008-2009 ACCOUNTABILITY RATING	FAST RATING	COMPOSITE PROGRESS PERCENTILE	MATH PROGRESS PERCENTILE	READING PROGRESS PERCENTILE	SPENDING INDEX	ADJUSTED SPENDING PER PUPIL
<b>HIDALGO ISD (CONCLUDED)</b>										
MIDDLE	DIAZ JUNIOR HIGH SCHOOL	HIDALGO	740	ACADEMICALLY ACCEPTABLE	★★★★☆	● 11	25	7	AVERAGE	\$6,384
SECONDARY	HIDALGO ACADEMY	HIDALGO	61	AEA: ACADEMICALLY ACCEPTABLE		**	**	**	VERY HIGH	12,233
	HIDALGO HIGH SCHOOL	HIDALGO	925	RECOGNIZED	★★★★☆	● 18	15	27	HIGH	8,135
<b>HIGGINS ISD</b>										
ELEMENTARY AND SECONDARY	HIGGINS SCHOOL	LIPSCOMB	97	ACADEMICALLY ACCEPTABLE	★★★★☆	◐ 34	24	47	VERY HIGH	14,544
<b>HIGGS CARTER KING GIFTED &amp; TALENTED CHARTER ACADEMY (C)</b>										
ELEMENTARY AND SECONDARY	HIGGS CARTER KING GIFTED & TALENTED CHARTER ACADEMY (C)	BEXAR	561	AEA: ACADEMICALLY ACCEPTABLE	**	**	**	**	VERY LOW	4,116
<b>HIGH ISLAND ISD</b>										
ELEMENTARY	HIGH ISLAND ELEMENTARY SCHOOL	GALVESTON	56	ACADEMICALLY ACCEPTABLE	★★★★☆	○ 57	55	56	HIGH	6,217
MIDDLE	HIGH ISLAND MIDDLE SCHOOL	GALVESTON	34	RECOGNIZED	★★★★☆	○ 56	55	55	VERY HIGH	7,953
SECONDARY	HIGH ISLAND HIGH SCHOOL	GALVESTON	66	RECOGNIZED	★★★★☆	● 15	10	26	VERY LOW	5,498
<b>HIGHLAND ISD</b>										
ELEMENTARY AND SECONDARY	HIGHLAND SCHOOL	NOLAN	212	EXEMPLARY	★★★★☆	○ 47	34	59	HIGH	10,109
<b>HIGHLAND PARK ISD</b>										
ELEMENTARY	UNIVERSITY PARK ELEMENTARY SCHOOL	DALLAS	642	EXEMPLARY	★★★★☆	● 97	79	99	AVERAGE	5,381
	ARMSTRONG ELEMENTARY SCHOOL	DALLAS	525	EXEMPLARY	★★★★☆	● 97	86	99	AVERAGE	5,933
	BRADFIELD ELEMENTARY SCHOOL	DALLAS	642	EXEMPLARY	★★★★☆	● 93	74	98	LOW	5,261
	HYER ELEMENTARY SCHOOL	DALLAS	620	EXEMPLARY	★★★★☆	● 95	79	98	HIGH	5,934
MIDDLE	HIGHLAND PARK MIDDLE SCHOOL	DALLAS	975	EXEMPLARY	★★★★☆	○ 44	60	24	LOW	5,291
	MCCULLOCH INTERMEDIATE SCHOOL	DALLAS	964	EXEMPLARY	★★★★☆	● 83	77	85	VERY LOW	4,848
SECONDARY	HIGHLAND PARK HIGH SCHOOL	DALLAS	1,934	EXEMPLARY	★★★★☆	○ 50	54	42	VERY LOW	6,084
<b>HIGHLAND PARK ISD</b>										
ELEMENTARY	HIGHLAND PARK ELEMENTARY SCHOOL	POTTER	472	RECOGNIZED	★★★★☆	◐ 62	62	59	VERY HIGH	6,120
MIDDLE	HIGHLAND PARK MIDDLE SCHOOL	POTTER	214	RECOGNIZED	★★★★☆	◐ 37	22	55	VERY HIGH	7,928
SECONDARY	HIGHLAND PARK HIGH SCHOOL	POTTER	214	RECOGNIZED	★★★★☆	○ 42	15	73	VERY HIGH	9,861
<b>HILLSBORO ISD</b>										
ELEMENTARY	FRANKLIN ELEMENTARY SCHOOL	HILL	198	NOT RATED: OTHER	**	**	**	**	LOW	5,240
	HILLSBORO ELEMENTARY SCHOOL	HILL	443	RECOGNIZED	**	**	**	**	AVERAGE	5,354
	HILLSBORO INTERMEDIATE SCHOOL	HILL	534	RECOGNIZED	★★★★☆	◐ 60	73	40	LOW	6,009
MIDDLE	HILLSBORO JUNIOR HIGH SCHOOL	HILL	220	ACADEMICALLY ACCEPTABLE	★★★★☆	● 13	3	44	AVERAGE	7,732
SECONDARY	HILLSBORO HIGH SCHOOL	HILL	482	ACADEMICALLY UNACCEPTABLE	★★★★☆	◐ 33	12	63	HIGH	8,209
<b>HITCHCOCK ISD</b>										
ELEMENTARY	HITCHCOCK HEADSTART	GALVESTON	38	NOT RATED: OTHER	**	**	**	**	**	**
	STEWART ELEMENTARY SCHOOL	GALVESTON	465	RECOGNIZED	★★★★☆	◐ 36	56	17	LOW	5,527
MIDDLE	CROSBY MIDDLE SCHOOL	GALVESTON	297	NOT RATED: OTHER	**	**	**	**	AVERAGE	6,453
SECONDARY	GALVESTON COUNTY JJAEP	GALVESTON	1	NOT RATED: OTHER	**	**	**	**	**	**
	HITCHCOCK HIGH SCHOOL	GALVESTON	334	NOT RATED: OTHER	**	**	**	**	AVERAGE	7,070
<b>HOLLAND ISD</b>										
ELEMENTARY	HOLLAND ELEMENTARY SCHOOL	BELL	274	EXEMPLARY	★★★★☆	○ 59	67	46	LOW	5,320
MIDDLE	HOLLAND MIDDLE SCHOOL	BELL	138	RECOGNIZED	★★★★☆	● 12	36	4	LOW	5,179
SECONDARY	HOLLAND HIGH SCHOOL	BELL	143	RECOGNIZED	★★★★☆	◐ 23	30	20	HIGH	7,148
<b>HOLLIDAY ISD</b>										
ELEMENTARY	HOLLIDAY ELEMENTARY SCHOOL	ARCHER	397	RECOGNIZED	★★★★☆	○ 57	69	38	LOW	4,946
MIDDLE	HOLLIDAY MIDDLE SCHOOL	ARCHER	202	RECOGNIZED	★★★★☆	◐ 32	37	28	HIGH	5,462
SECONDARY	HOLLIDAY HIGH SCHOOL	ARCHER	259	EXEMPLARY	★★★★☆	○ 40	32	49	VERY HIGH	8,476
<b>HONDO ISD</b>										
ELEMENTARY	MEYER ELEMENTARY SCHOOL	MEDINA	602	ACADEMICALLY ACCEPTABLE	**	**	**	**	AVERAGE	5,510
	NEWELL E WOOLLS INTERMEDIATE SCHOOL	MEDINA	533	ACADEMICALLY ACCEPTABLE	★★★★☆	◐ 24	41	13	VERY HIGH	6,256
MIDDLE	MCDOWELL MIDDLE SCHOOL	MEDINA	486	ACADEMICALLY UNACCEPTABLE	★★★★☆	● 10	24	6	VERY HIGH	6,019
SECONDARY	DETENTION CENTER	MEDINA	20	AEA: ACADEMICALLY ACCEPTABLE	**	**	**	**	**	**
	HONDO HIGH SCHOOL	MEDINA	640	ACADEMICALLY ACCEPTABLE	★★★★☆	● 12	16	14	AVERAGE	6,475

\*\* Insufficient data

Composite Progress Percentile: ● 80-99 ◐ 60-79 ○ 40-59 ◐ 20-39 ● LESS THAN 20

SCHOOL TYPE/ DISTRICT NAME	CAMPUS NAME	COUNTY	ENROLL- MENT	2008-2009 ACCOUNTABILITY RATING	FAST RATING	COMPOSITE PROGRESS PERCENTILE	MATH PROGRESS PERCENTILE	READING PROGRESS PERCENTILE	SPENDING INDEX	ADJUSTED SPENDING PER PUPIL
<b>HONEY GROVE ISD</b>										
ELEMENTARY	HONEY GROVE ELEMENTARY SCHOOL	FANNIN	313	RECOGNIZED	★★★★☆	69	87	45	AVERAGE	\$7,041
MIDDLE	HONEY GROVE MIDDLE SCHOOL	FANNIN	122	RECOGNIZED	★★★★☆	62	71	48	HIGH	7,653
SECONDARY	HONEY GROVE HIGH SCHOOL	FANNIN	204	ACADEMICALLY ACCEPTABLE	★★★★☆	20	12	35	VERY LOW	7,977
<b>HONORS ACADEMY (C)</b>										
ELEMENTARY	PINNACLE SCHOOL (C)	DALLAS	177	ACADEMICALLY ACCEPTABLE	★★★★☆	9	8	18	LOW	4,964
SECONDARY	LANDMARK SCHOOL (C)	DALLAS	129	AEA: ACADEMICALLY ACCEPTABLE	**	**	**	**	LOW	4,398
	LEGACY HIGH SCHOOL (C)	DALLAS	222	AEA: ACADEMICALLY ACCEPTABLE	**	**	**	**	VERY LOW	3,726
ELEMENTARY AND SECONDARY	UNIVERSITY SCHOOL (C)	DALLAS	68	AEA: ACADEMICALLY ACCEPTABLE	**	**	**	**	VERY LOW	5,455
	DESTINY ACADEMY (C)	DALLAS	137	AEA: ACADEMICALLY ACCEPTABLE	**	**	**	**	VERY LOW	4,464
	QUEST ACADEMY (C)	DALLAS	208	ACADEMICALLY ACCEPTABLE	**	**	**	**	VERY LOW	4,143
<b>HOOKS ISD</b>										
ELEMENTARY	HOOKS ELEMENTARY SCHOOL	BOWIE	387	RECOGNIZED	★★★☆☆	4	1	20	VERY HIGH	6,664
MIDDLE	HOOKS JUNIOR HIGH SCHOOL	BOWIE	293	RECOGNIZED	★★★☆☆	19	11	35	VERY HIGH	6,962
SECONDARY	HOOKS HIGH SCHOOL	BOWIE	389	ACADEMICALLY UNACCEPTABLE	★★★☆☆	24	8	54	HIGH	7,260
<b>HOUSTON ALTERNATIVE PREPARATORY CHARTER SCHOOL (C)</b>										
ELEMENTARY AND SECONDARY	THE PREPARATORY ACADEMY OF HOUSTON (C)	HARRIS	212	ACADEMICALLY UNACCEPTABLE	★★★★☆	1	2	3	VERY LOW	4,587
<b>HOUSTON CAN ACADEMY CHARTER SCHOOL (C)</b>										
SECONDARY	HOUSTON CAN ACADEMY CHARTER SCHOOL (C)	HARRIS	402	AEA: ACADEMICALLY UNACCEPTABLE	**	**	**	**	VERY LOW	4,760
	HOUSTON CAN ACADEMY HOBBY (C)	HARRIS	310	AEA: ACADEMICALLY UNACCEPTABLE	**	**	**	**	VERY LOW	4,838
<b>HOUSTON GATEWAY ACADEMY INC (C)</b>										
ELEMENTARY AND SECONDARY	HOUSTON GATEWAY ACADEMY (C)	HARRIS	793	RECOGNIZED	★★★★☆	53	34	70	VERY LOW	3,940
<b>HOUSTON HEIGHTS HIGH SCHOOL (C)</b>										
SECONDARY	HOUSTON HEIGHTS CHARTER SCHOOL (C)	HARRIS	215	AEA: ACADEMICALLY ACCEPTABLE	**	**	**	**	LOW	5,278
<b>HOUSTON HEIGHTS LEARNING ACADEMY INC (C)</b>										
ELEMENTARY	HOUSTON HEIGHTS LEARNING ACADEMY INC (C)	HARRIS	128	EXEMPLARY	**	**	**	**	LOW	5,123
<b>HOUSTON ISD</b>										
ELEMENTARY	AA MILNE ELEMENTARY SCHOOL	HARRIS	601	RECOGNIZED	★★★★☆	96	86	98	LOW	5,511
	ALCOTT ELEMENTARY SCHOOL	HARRIS	488	EXEMPLARY	★★★★☆	99	99	99	AVERAGE	5,691
	ALLEN ELEMENTARY SCHOOL	HARRIS	332	EXEMPLARY	★★★★☆	99	99	98	AVERAGE	6,372
	ALMEDA ELEMENTARY SCHOOL	HARRIS	757	EXEMPLARY	★★★★☆	47	50	41	AVERAGE	5,058
	ANDERSON ELEMENTARY SCHOOL	HARRIS	695	RECOGNIZED	★★★★☆	85	91	76	AVERAGE	5,474
	ARMANDINA FARIAS EARLY CHILDHOOD CENTER	HARRIS	418	NOT RATED: OTHER	**	**	**	**	LOW	5,077
	ASHFORD ELEMENTARY SCHOOL	HARRIS	443	RECOGNIZED	**	**	**	**	AVERAGE	5,785
	ASKEW ELEMENTARY SCHOOL	HARRIS	884	ACADEMICALLY ACCEPTABLE	★★★★☆	80	68	86	LOW	5,104
	ATHERTON ELEMENTARY SCHOOL	HARRIS	387	RECOGNIZED	★★★★☆	72	95	36	AVERAGE	6,189
	BARBARA BUSH ELEMENTARY SCHOOL	HARRIS	657	EXEMPLARY	★★★★☆	88	67	96	LOW	4,772
	BARRICK ELEMENTARY SCHOOL	HARRIS	681	RECOGNIZED	★★★★☆	54	50	56	AVERAGE	4,796
	BASTIAN ELEMENTARY SCHOOL	HARRIS	765	NOT RATED: OTHER	**	**	**	**	AVERAGE	5,269
	BELL ELEMENTARY SCHOOL	HARRIS	772	RECOGNIZED	★★★★☆	96	91	96	HIGH	5,816
	BELLFORT EARLY CHILDHOOD CENTER	HARRIS	297	RECOGNIZED	★★★★☆	13	17	14	LOW	5,873
	BENAVIDEZ ELEMENTARY SCHOOL	HARRIS	953	RECOGNIZED	★★★★☆	21	32	16	VERY LOW	5,407
	BENBROOK ELEMENTARY SCHOOL	HARRIS	506	EXEMPLARY	★★★★☆	94	94	90	VERY LOW	5,388
	BERRY ELEMENTARY SCHOOL	HARRIS	630	RECOGNIZED	★★★★☆	1	3	1	LOW	5,436
	BLACKSHEAR ELEMENTARY SCHOOL	HARRIS	323	RECOGNIZED	★★★★☆	77	91	59	HIGH	6,381
	BONHAM ELEMENTARY SCHOOL	HARRIS	926	ACADEMICALLY ACCEPTABLE	★★★★☆	28	39	19	AVERAGE	5,461
	BONNER ELEMENTARY SCHOOL	HARRIS	838	RECOGNIZED	★★★★☆	47	70	20	LOW	5,256
	BRAEBURN ELEMENTARY SCHOOL	HARRIS	965	ACADEMICALLY ACCEPTABLE	★★★★☆	28	46	14	LOW	5,396
	BRIARGROVE ELEMENTARY SCHOOL	HARRIS	836	RECOGNIZED	★★★★☆	46	34	58	VERY LOW	4,273
	BRIARMEADOW CHARTER SCHOOL	HARRIS	408	EXEMPLARY	★★★★☆	86	84	85	VERY HIGH	7,243
	BRISCOE ELEMENTARY SCHOOL	HARRIS	539	RECOGNIZED	★★★★☆	72	86	55	AVERAGE	5,510
	BROOKLINE ELEMENTARY SCHOOL	HARRIS	1,019	RECOGNIZED	★★★★☆	73	96	33	AVERAGE	5,335

\*\* Insufficient data

Composite Progress Percentile: ● 80-99 ● 60-79 ○ 40-59 ◐ 20-39 ● LESS THAN 20

SCHOOL TYPE/ DISTRICT NAME	CAMPUS NAME	COUNTY	ENROLL- MENT	2008-2009 ACCOUNTABILITY RATING	FAST RATING	COMPOSITE PROGRESS PERCENTILE	MATH PROGRESS PERCENTILE	READING PROGRESS PERCENTILE	SPENDING INDEX	ADJUSTED SPENDING PER PUPIL
HOUSTON ISD (CONTINUED)										
	BROWNING ELEMENTARY SCHOOL	HARRIS	562	EXEMPLARY	★★★★★	● 86	91	77	VERY LOW	\$5,494
	BRUCE ELEMENTARY SCHOOL	HARRIS	587	RECOGNIZED	★★★★☆	◐ 27	38	20	LOW	5,652
	BURBANK ELEMENTARY SCHOOL	HARRIS	825	RECOGNIZED	★★★★☆	● 83	92	71	AVERAGE	5,608
	BURNET ELEMENTARY SCHOOL	HARRIS	652	RECOGNIZED	★★★★☆	○ 54	61	42	AVERAGE	5,405
	BURRUS ELEMENTARY SCHOOL	HARRIS	360	EXEMPLARY	★★★★☆	● 99	99	97	HIGH	6,595
	CAGE ELEMENTARY SCHOOL	HARRIS	682	RECOGNIZED	★★★★☆	◐ 65	52	74	LOW	5,121
	CARRILLO ELEMENTARY SCHOOL	HARRIS	645	RECOGNIZED	★★★★☆	● 87	90	81	AVERAGE	5,774
	CODWELL ELEMENTARY SCHOOL	HARRIS	648	RECOGNIZED	★★★★☆	○ 44	56	29	HIGH	5,731
	CONDIT ELEMENTARY SCHOOL	HARRIS	609	EXEMPLARY	★★★★☆	◐ 79	63	87	LOW	4,774
	COOP ELEMENTARY SCHOOL	HARRIS	777	RECOGNIZED	★★★★☆	● 91	93	86	AVERAGE	5,197
	CORNELIUS ELEMENTARY SCHOOL	HARRIS	964	EXEMPLARY	★★★★★	● 92	86	93	LOW	5,067
	CRAWFORD ELEMENTARY SCHOOL	HARRIS	273	RECOGNIZED	★★★★☆	◐ 71	73	67	AVERAGE	6,573
	CRESPO ELEMENTARY SCHOOL	HARRIS	866	RECOGNIZED	★★★★★	● 84	92	72	LOW	5,504
	CROCKETT ELEMENTARY SCHOOL	HARRIS	414	EXEMPLARY	★★★★★	● 86	63	96	LOW	5,459
	CUNNINGHAM ELEMENTARY SCHOOL	HARRIS	673	RECOGNIZED	★★★★☆	◐ 71	58	79	AVERAGE	5,943
	DAVILA ELEMENTARY SCHOOL	HARRIS	695	ACADEMICALLY ACCEPTABLE	★★★★☆	● 81	80	80	AVERAGE	5,424
	DE CHAUMES ELEMENTARY SCHOOL	HARRIS	662	EXEMPLARY	★★★★★	● 90	95	79	AVERAGE	5,560
	DE ZAVALA ELEMENTARY SCHOOL	HARRIS	618	EXEMPLARY	★★★★☆	◐ 62	69	51	LOW	5,454
	DODSON ELEMENTARY SCHOOL	HARRIS	422	EXEMPLARY	★★★★☆	◐ 61	53	67	HIGH	7,162
	DOGAN ELEMENTARY SCHOOL	HARRIS	334	RECOGNIZED	★★★★☆	● 87	95	74	HIGH	7,351
	DURHAM ELEMENTARY SCHOOL	HARRIS	457	EXEMPLARY	★★★★☆	◐ 79	69	84	LOW	5,604
	DURKEE ELEMENTARY SCHOOL	HARRIS	644	RECOGNIZED	★★★★☆	◐ 39	35	44	AVERAGE	5,569
	ELIOT ELEMENTARY SCHOOL	HARRIS	542	RECOGNIZED	★★★★★	◐ 64	69	55	VERY LOW	5,239
	ELROD ELEMENTARY SCHOOL	HARRIS	474	ACADEMICALLY ACCEPTABLE	★★★☆☆	● 19	43	7	HIGH	6,268
	EMERSON ELEMENTARY SCHOOL	HARRIS	806	RECOGNIZED	★★★★★	● 83	83	80	LOW	4,874
	ENERGIZED FOR EXCELLENCE ACADEMY	HARRIS	989	RECOGNIZED	★★★★☆	● 99	99	97	VERY HIGH	8,897
	ENERGIZED FOR EXCELLENCE EARLY CHILDHOOD EDUCATION CENTER	HARRIS	1,108	NOT RATED: OTHER	**	**	**	**	VERY LOW	1,642
	EO SMITH ELEMENTARY SCHOOL	HARRIS	139	ACADEMICALLY ACCEPTABLE	★★★★☆	◐ 27	34	22	VERY LOW	6,407
	FELIX COOK JR ELEMENTARY SCHOOL	HARRIS	714	RECOGNIZED	★★★★☆	◐ 68	68	65	AVERAGE	5,144
	FIELD ELEMENTARY SCHOOL	HARRIS	367	EXEMPLARY	★★★★☆	○ 58	65	46	HIGH	6,910
	FOERSTER ELEMENTARY SCHOOL	HARRIS	685	RECOGNIZED	★★★★☆	○ 49	69	24	HIGH	5,352
	FONDREN ELEMENTARY SCHOOL	HARRIS	408	EXEMPLARY	★★★★☆	◐ 67	92	29	LOW	5,856
	FOSTER ELEMENTARY SCHOOL	HARRIS	492	RECOGNIZED	★★★★☆	◐ 35	54	17	AVERAGE	5,172
	FRANKLIN ELEMENTARY SCHOOL	HARRIS	590	RECOGNIZED	★★★★☆	○ 59	90	18	LOW	5,513
	FROST ELEMENTARY SCHOOL	HARRIS	552	RECOGNIZED	★★★★☆	● 10	38	3	LOW	5,418
	GABRIELA MISTRAL CENTER FOR EARLY CHILDHOOD EDUCATION	HARRIS	395	NOT RATED: OTHER	**	**	**	**	LOW	5,068
	GALLEGOS ELEMENTARY SCHOOL	HARRIS	589	EXEMPLARY	★★★★☆	● 99	98	99	AVERAGE	5,196
	GARCIA ELEMENTARY SCHOOL	HARRIS	789	RECOGNIZED	★★★★☆	◐ 63	73	47	VERY LOW	5,001
	GARDEN OAKS ELEMENTARY SCHOOL	HARRIS	497	RECOGNIZED	★★★★☆	○ 45	54	32	AVERAGE	5,529
	GARDEN VILLAS ELEMENTARY SCHOOL	HARRIS	991	RECOGNIZED	★★★★☆	● 99	97	99	AVERAGE	5,424
	GOLFCREST ELEMENTARY SCHOOL	HARRIS	715	EXEMPLARY	★★★★☆	○ 53	63	38	LOW	4,971
	GORDON ELEMENTARY SCHOOL	HARRIS	379	RECOGNIZED	★★★★☆	◐ 65	60	66	AVERAGE	6,353
	GREGG ELEMENTARY SCHOOL	HARRIS	568	RECOGNIZED	★★★★☆	○ 47	63	26	LOW	5,011
	GREGORY-LINCOLN EDUCATION CENTER (EE-5)	HARRIS	239	RECOGNIZED	★★★★☆	◐ 71	79	63	AVERAGE	7,218
	GRIMES ELEMENTARY SCHOOL	HARRIS	371	RECOGNIZED	★★★★☆	○ 49	75	19	VERY LOW	5,684
	GRISSOM ELEMENTARY SCHOOL	HARRIS	812	RECOGNIZED	★★★★☆	◐ 78	71	82	AVERAGE	4,932
	GROSS ELEMENTARY SCHOOL	HARRIS	822	ACADEMICALLY ACCEPTABLE	★★★★☆	○ 41	45	36	AVERAGE	5,059
	HALPIN EARLY CHILDHOOD CENTER	HARRIS	453	RECOGNIZED	**	**	**	**	AVERAGE	5,600
	HARRIS JR ELEMENTARY SCHOOL	HARRIS	692	RECOGNIZED	★★★★☆	◐ 66	85	38	LOW	5,025
	HARRIS RP ELEMENTARY SCHOOL	HARRIS	588	EXEMPLARY	★★★★★	● 97	99	83	LOW	5,467
	HARTSFIELD ELEMENTARY SCHOOL	HARRIS	355	RECOGNIZED	★★★★☆	◐ 79	68	85	HIGH	6,036

\*\* Insufficient data

Composite Progress Percentile: ● 80-99 ◐ 60-79 ○ 40-59 ◐ 20-39 ● LESS THAN 20

SCHOOL TYPE/ DISTRICT NAME	CAMPUS NAME	COUNTY	ENROLL- MENT	2008-2009 ACCOUNTABILITY RATING	FAST RATING	COMPOSITE PROGRESS PERCENTILE	MATH PROGRESS PERCENTILE	READING PROGRESS PERCENTILE	SPENDING INDEX	ADJUSTED SPENDING PER PUPIL
HOUSTON ISD (CONTINUED)										
	HARVARD ELEMENTARY SCHOOL	HARRIS	627	RECOGNIZED	★★★★☆	73	71	74	AVERAGE	\$5,397
	HELMS ELEMENTARY SCHOOL	HARRIS	547	RECOGNIZED	★★★★☆	61	51	67	LOW	5,647
	HENDERSON J ELEMENTARY SCHOOL	HARRIS	749	EXEMPLARY	★★★★☆	99	98	98	LOW	5,003
	HENDERSON N ELEMENTARY SCHOOL	HARRIS	323	EXEMPLARY	★★★★☆	61	69	48	AVERAGE	6,223
	HEROD ELEMENTARY SCHOOL	HARRIS	707	RECOGNIZED	★★★★☆	81	71	87	LOW	5,211
	HERRERA ELEMENTARY SCHOOL	HARRIS	952	RECOGNIZED	★★★★☆	74	88	56	HIGH	5,390
	HIGHLAND HEIGHTS ELEMENTARY SCHOOL	HARRIS	321	EXEMPLARY	★★★★☆	96	97	90	LOW	5,639
	HOBBY ELEMENTARY SCHOOL	HARRIS	801	RECOGNIZED	★★★★☆	82	89	73	LOW	5,420
	HOHL ELEMENTARY SCHOOL	HARRIS	483	EXEMPLARY	★★★★☆	80	92	64	VERY LOW	5,105
	HORN ELEMENTARY SCHOOL	HARRIS	553	EXEMPLARY	★★★★☆	76	64	83	AVERAGE	5,289
	HOUSTON GARDENS ELEMENTARY SCHOOL	HARRIS	350	EXEMPLARY	★★★★☆	81	85	76	LOW	6,297
	ISAACS ELEMENTARY SCHOOL	HARRIS	483	RECOGNIZED	★★★★☆	64	74	48	AVERAGE	5,712
	JANOWSKI ELEMENTARY SCHOOL	HARRIS	597	ACADEMICALLY ACCEPTABLE	★★★★☆	28	59	7	LOW	5,653
	JEAN HINES-CALDWELL ELEMENTARY SCHOOL	HARRIS	731	RECOGNIZED	★★★★☆	64	54	71	LOW	4,804
	JEFFERSON ELEMENTARY SCHOOL	HARRIS	534	ACADEMICALLY ACCEPTABLE	★★★★☆	95	85	97	VERY LOW	5,268
	JOE E MORENO ELEMENTARY SCHOOL	HARRIS	756	EXEMPLARY	★★★★☆	90	85	90	VERY LOW	4,550
	JONES J WILL ELEMENTARY SCHOOL	HARRIS	298	RECOGNIZED	★★★★☆	62	44	75	HIGH	7,087
	KANDY STRIPE ACADEMY	HARRIS	392	ACADEMICALLY ACCEPTABLE	★★★★☆	11	3	35	AVERAGE	4,630
	KASHMERE GARDENS ELEMENTARY SCHOOL	HARRIS	460	RECOGNIZED	★★★★☆	96	99	84	LOW	5,828
	KELSO ELEMENTARY SCHOOL	HARRIS	521	EXEMPLARY	★★★★☆	88	89	83	LOW	5,721
	KENNEDY ELEMENTARY SCHOOL	HARRIS	515	EXEMPLARY	★★★★☆	99	99	99	LOW	5,068
	KETELSEN ELEMENTARY SCHOOL	HARRIS	683	EXEMPLARY	★★★★☆	59	79	32	LOW	4,947
	KOLTER ELEMENTARY SCHOOL	HARRIS	572	EXEMPLARY	★★★★☆	83	60	93	HIGH	5,863
	LANTRIP ELEMENTARY SCHOOL	HARRIS	700	EXEMPLARY	★★★★☆	88	91	81	AVERAGE	5,378
	LAW ELEMENTARY SCHOOL	HARRIS	653	RECOGNIZED	★★★★☆	54	79	22	AVERAGE	5,243
	LEWIS ELEMENTARY SCHOOL	HARRIS	834	RECOGNIZED	**	**	**	**	LOW	4,942
	LOCKHART ELEMENTARY SCHOOL	HARRIS	533	EXEMPLARY	★★★★☆	73	81	64	HIGH	5,348
	LONGFELLOW ELEMENTARY SCHOOL	HARRIS	706	RECOGNIZED	★★★★☆	67	77	55	AVERAGE	5,223
	LOOSCAN ELEMENTARY SCHOOL	HARRIS	490	EXEMPLARY	★★★★☆	83	74	87	LOW	5,452
	LOVE ELEMENTARY SCHOOL	HARRIS	405	RECOGNIZED	★★★★☆	35	42	28	LOW	5,737
	LOVETT ELEMENTARY SCHOOL	HARRIS	653	EXEMPLARY	★★★★☆	77	58	88	AVERAGE	5,309
	LYONS ELEMENTARY SCHOOL	HARRIS	899	EXEMPLARY	★★★★☆	99	98	99	LOW	4,980
	MACARTHUR ELEMENTARY SCHOOL	HARRIS	334	RECOGNIZED	★★★★☆	80	83	75	AVERAGE	6,431
	MACGREGOR ELEMENTARY SCHOOL	HARRIS	444	RECOGNIZED	★★★★☆	77	75	77	HIGH	5,989
	MADING ELEMENTARY SCHOOL	HARRIS	577	EXEMPLARY	★★★★☆	93	83	96	AVERAGE	5,501
	MARTIN LUTHER KING JR EARLY CHILDHOOD EDUCATION CENTER	HARRIS	413	NOT RATED: OTHER	**	**	**	**	LOW	5,158
	MARTINEZ C ELEMENTARY SCHOOL	HARRIS	590	EXEMPLARY	★★★★☆	77	86	67	LOW	5,294
	MARTINEZ R ELEMENTARY SCHOOL	HARRIS	652	EXEMPLARY	★★★★☆	69	81	51	LOW	5,754
	MCDADE ELEMENTARY SCHOOL	HARRIS	341	EXEMPLARY	★★★★☆	54	77	24	HIGH	7,171
	MCNAMARA ELEMENTARY SCHOOL	HARRIS	695	RECOGNIZED	★★★★☆	52	70	28	LOW	5,151
	MEMORIAL ELEMENTARY SCHOOL	HARRIS	343	RECOGNIZED	★★★★☆	87	77	91	LOW	6,031
	MITCHELL ELEMENTARY SCHOOL	HARRIS	1,070	RECOGNIZED	★★★★☆	70	77	61	LOW	4,739
	MONTGOMERY ELEMENTARY SCHOOL	HARRIS	737	RECOGNIZED	★★★★☆	82	85	78	LOW	4,887
	NEFF ELEMENTARY SCHOOL	HARRIS	996	EXEMPLARY	★★★★☆	59	41	74	AVERAGE	5,327
	NINFA R LAURENZO EARLY CHILDHOOD EDUCATION CENTER	HARRIS	298	NOT RATED: OTHER	**	**	**	**	AVERAGE	5,400
	NORTH ALTERNATIVE ELEMENTARY SCHOOL	HARRIS	11	NOT RATED: OTHER	**	**	**	**	**	**
	NORTHLINE ELEMENTARY SCHOOL	HARRIS	639	RECOGNIZED	★★★★☆	49	33	63	LOW	5,509
	OAK FOREST ELEMENTARY SCHOOL	HARRIS	757	EXEMPLARY	★★★★☆	96	92	96	AVERAGE	5,164
	OATES ELEMENTARY SCHOOL	HARRIS	442	RECOGNIZED	★★★★☆	97	98	91	LOW	5,303
	OSBORNE ELEMENTARY SCHOOL	HARRIS	448	EXEMPLARY	★★★★☆	99	99	99	AVERAGE	5,505
	PARK PLACE ELEMENTARY SCHOOL	HARRIS	1,065	RECOGNIZED	★★★★☆	82	93	67	AVERAGE	5,421

\*\* Insufficient data

Composite Progress Percentile: ● 80-99 ● 60-79 ○ 40-59 ◐ 20-39 ● LESS THAN 20

SCHOOL TYPE/ DISTRICT NAME	CAMPUS NAME	COUNTY	ENROLL- MENT	2008-2009 ACCOUNTABILITY RATING	FAST RATING	COMPOSITE PROGRESS PERCENTILE	MATH PROGRESS PERCENTILE	READING PROGRESS PERCENTILE	SPENDING INDEX	ADJUSTED SPENDING PER PUPIL
HOUSTON ISD (CONTINUED)										
	PARKER ELEMENTARY SCHOOL	HARRIS	824	EXEMPLARY	★★★★★☆☆	● 80	72	84	HIGH	\$5,686
	PATTERSON ELEMENTARY SCHOOL	HARRIS	850	RECOGNIZED	★★★★★☆☆	◐ 73	83	62	LOW	5,139
	PECK ELEMENTARY SCHOOL	HARRIS	338	RECOGNIZED	★★★★★☆☆	○ 58	64	48	LOW	5,312
	PETERSEN ELEMENTARY SCHOOL	HARRIS	681	RECOGNIZED	★★★★★☆☆	○ 48	58	34	LOW	5,375
	PILGRIM ACADEMY	HARRIS	932	RECOGNIZED	★★★★★☆☆	◐ 78	74	80	LOW	5,339
	PINEY POINT ELEMENTARY SCHOOL	HARRIS	926	RECOGNIZED	★★★★★☆☆	● 82	85	77	LOW	5,043
	PLEASANTVILLE ELEMENTARY SCHOOL	HARRIS	357	RECOGNIZED	★★★★★☆☆	● 88	92	79	HIGH	5,926
	POE ELEMENTARY SCHOOL	HARRIS	704	RECOGNIZED	★★★★★☆☆	○ 59	48	67	AVERAGE	5,244
	PORT HOUSTON ELEMENTARY SCHOOL	HARRIS	333	EXEMPLARY	★★★★★☆☆	● 97	98	88	AVERAGE	6,608
	PUGH ELEMENTARY SCHOOL	HARRIS	516	EXEMPLARY	★★★★★☆☆	○ 54	63	39	LOW	4,975
	RAY DAILY ELEMENTARY SCHOOL	HARRIS	652	EXEMPLARY	**	**	**	**	**	**
	RED ELEMENTARY SCHOOL	HARRIS	538	EXEMPLARY	★★★★★☆☆	◐ 72	80	62	AVERAGE	5,818
	REYNOLDS ELEMENTARY SCHOOL	HARRIS	471	RECOGNIZED	★★★★★☆☆	◐ 37	43	30	LOW	5,608
	RHOADS ELEMENTARY SCHOOL	HARRIS	308	EXEMPLARY	★★★★★☆☆	● 81	91	68	AVERAGE	5,785
	RICE SCHOOL (K-5)	HARRIS	675	EXEMPLARY	**	● 92	78	96	**	**
	RIVER OAKS ELEMENTARY SCHOOL	HARRIS	674	EXEMPLARY	★★★★★☆☆	◐ 78	58	89	VERY LOW	4,866
	ROBERTS ELEMENTARY SCHOOL	HARRIS	697	EXEMPLARY	★★★★★☆☆	● 88	80	91	AVERAGE	5,030
	ROBINSON ELEMENTARY SCHOOL	HARRIS	743	ACADEMICALLY ACCEPTABLE	★★★★★☆☆	● 14	34	6	LOW	4,824
	RODERICK R PAIGE ELEMENTARY SCHOOL	HARRIS	375	RECOGNIZED	★★★★★☆☆	● 82	80	82	AVERAGE	5,835
	RODRIGUEZ ELEMENTARY SCHOOL	HARRIS	935	RECOGNIZED	★★★★★☆☆	● 91	91	87	LOW	5,487
	ROOSEVELT ELEMENTARY SCHOOL	HARRIS	593	EXEMPLARY	★★★★★☆☆	◐ 79	80	77	AVERAGE	5,329
	ROSS ELEMENTARY SCHOOL	HARRIS	441	RECOGNIZED	★★★★★☆☆	● 86	88	80	LOW	5,719
	RUCKER ELEMENTARY SCHOOL	HARRIS	683	RECOGNIZED	★★★★★☆☆	● 92	94	87	AVERAGE	5,612
	SANCHEZ ELEMENTARY SCHOOL	HARRIS	633	RECOGNIZED	★★★★★☆☆	◐ 66	90	30	VERY LOW	4,918
	SANDS POINT ELEMENTARY SCHOOL	HARRIS	241	RECOGNIZED	★★★★★☆☆	◐ 68	57	75	AVERAGE	6,388
	SCARBOROUGH ELEMENTARY SCHOOL	HARRIS	769	RECOGNIZED	★★★★★☆☆	○ 55	56	51	AVERAGE	5,064
	SCHOOL AT ST GEORGE PLACE	HARRIS	598	RECOGNIZED	**	**	**	**	**	**
	SCOTT ELEMENTARY SCHOOL	HARRIS	332	EXEMPLARY	★★★★★☆☆	● 99	98	98	LOW	5,724
	SCROGGINS ELEMENTARY SCHOOL	HARRIS	590	EXEMPLARY	★★★★★☆☆	● 92	96	82	HIGH	5,900
	SEGUIN ELEMENTARY SCHOOL	HARRIS	625	EXEMPLARY	★★★★★☆☆	● 98	98	96	LOW	5,243
	SHADOWBRIAR ELEMENTARY SCHOOL	HARRIS	437	RECOGNIZED	★★★★★☆☆	● 80	68	87	AVERAGE	5,882
	SHEARN ELEMENTARY SCHOOL	HARRIS	467	RECOGNIZED	★★★★★☆☆	◐ 67	65	65	LOW	5,618
	SHERMAN ELEMENTARY SCHOOL	HARRIS	486	EXEMPLARY	★★★★★☆☆	● 84	96	62	LOW	5,160
	SINCLAIR ELEMENTARY SCHOOL	HARRIS	475	EXEMPLARY	★★★★★☆☆	◐ 78	95	49	AVERAGE	6,017
	SMITH ELEMENTARY SCHOOL	HARRIS	857	RECOGNIZED	★★★★★☆☆	● 94	97	83	LOW	5,105
	SOUTH DISTRICT ALTERNATIVE SCHOOL	HARRIS	10	NOT RATED: OTHER	**	**	**	**	**	**
	SOUTHMAYD ELEMENTARY SCHOOL	HARRIS	646	RECOGNIZED	★★★★★☆☆	◐ 69	79	58	LOW	5,225
	STEVENS ELEMENTARY SCHOOL	HARRIS	690	RECOGNIZED	★★★★★☆☆	◐ 38	35	42	LOW	5,511
	STEVENSON ELEMENTARY SCHOOL	HARRIS	359	RECOGNIZED	★★★★★☆☆	◐ 72	67	75	VERY LOW	5,831
	SUGAR GROVE ACADEMY	HARRIS	213	EXEMPLARY	★★★★★☆☆	● 97	96	96	VERY HIGH	8,607
	SUTTON ELEMENTARY SCHOOL	HARRIS	1,053	EXEMPLARY	★★★★★☆☆	● 93	88	93	AVERAGE	5,394
	TH ROGERS ELEMENTARY SCHOOL	HARRIS	344	EXEMPLARY	**	◐ 68	43	85	**	**
	THE RUSK SCHOOL – SCIENCE AND TECHNOLOGY MAGNET	HARRIS	434	EXEMPLARY	★★★★★☆☆	◐ 29	26	35	HIGH	6,168
	THOMPSON ELEMENTARY SCHOOL	HARRIS	640	RECOGNIZED	★★★★★☆☆	◐ 32	45	21	HIGH	6,164
	TIJERINA ELEMENTARY SCHOOL	HARRIS	647	RECOGNIZED	★★★★★☆☆	○ 50	76	19	LOW	5,597
	TINSLEY ELEMENTARY SCHOOL	HARRIS	741	RECOGNIZED	★★★★★☆☆	○ 41	58	22	LOW	5,419
	TRAVIS ELEMENTARY SCHOOL	HARRIS	726	RECOGNIZED	★★★★★☆☆	○ 53	40	64	LOW	4,673
	TSU CHARTER LAB SCHOOL	HARRIS	95	EXEMPLARY	**	**	**	**	VERY LOW	4,095
	TURNER ELEMENTARY SCHOOL	HARRIS	258	EXEMPLARY	★★★★★☆☆	◐ 62	73	44	AVERAGE	5,752
	TWAIN ELEMENTARY SCHOOL	HARRIS	771	EXEMPLARY	★★★★★☆☆	● 96	87	98	AVERAGE	5,306
	VALLEY WEST ELEMENTARY SCHOOL	HARRIS	580	EXEMPLARY	★★★★★☆☆	● 85	81	86	AVERAGE	5,268
	WAINWRIGHT ELEMENTARY SCHOOL	HARRIS	701	EXEMPLARY	★★★★★☆☆	◐ 79	85	71	HIGH	5,920

\*\* Insufficient data

Composite Progress Percentile: ● 80-99 ◐ 60-79 ○ 40-59 ◐ 20-39 ● LESS THAN 20



SCHOOL TYPE/ DISTRICT NAME	CAMPUS NAME	COUNTY	ENROLL- MENT	2008-2009 ACCOUNTABILITY RATING	FAST RATING	COMPOSITE PROGRESS PERCENTILE	MATH PROGRESS PERCENTILE	READING PROGRESS PERCENTILE	SPENDING INDEX	ADJUSTED SPENDING PER PUPIL
HOUSTON ISD (CONTINUED)										
	WALNUT BEND ELEMENTARY SCHOOL	HARRIS	606	ACADEMICALLY ACCEPTABLE	★★★★★	33	24	44	HIGH	\$5,689
	WESLEY ELEMENTARY SCHOOL	HARRIS	457	RECOGNIZED	★★★★★	91	98	71	AVERAGE	5,945
	WEST UNIVERSITY ELEMENTARY SCHOOL	HARRIS	1,052	EXEMPLARY	★★★★★	90	71	96	AVERAGE	5,185
	WHIDBY ELEMENTARY SCHOOL	HARRIS	577	ACADEMICALLY ACCEPTABLE	★★★★★	97	98	91	AVERAGE	5,456
	WHITE ELEMENTARY SCHOOL	HARRIS	746	EXEMPLARY	★★★★★	79	62	88	AVERAGE	5,731
	WHITTIER ELEMENTARY SCHOOL	HARRIS	547	EXEMPLARY	★★★★★	74	87	58	LOW	5,059
	WILLIAM WHARTON K8 DUAL LANGUAGE ACADEMY	HARRIS	396	EXEMPLARY	★★★★★	96	94	95	AVERAGE	5,489
	WINDSOR VILLAGE ELEMENTARY SCHOOL	HARRIS	799	RECOGNIZED	★★★★★	88	86	85	LOW	5,120
	WOODROW WILSON MONTESSORI	HARRIS	447	ACADEMICALLY ACCEPTABLE	★★★★★	15	11	26	AVERAGE	5,638
	WOODSON ELEMENTARY SCHOOL	HARRIS	214	ACADEMICALLY ACCEPTABLE	**	44	65	20	**	**
	YOUNG ELEMENTARY SCHOOL	HARRIS	448	RECOGNIZED	★★★★★	22	27	21	LOW	5,689
	YOUNG LEARNERS	HARRIS	2,086	NOT RATED: OTHER	**	**	**	**	VERY LOW	2,415
	YOUNG SCHOLARS ACADEMY FOR EXCELLENCE	HARRIS	181	RECOGNIZED	★★★★★	61	44	75	LOW	4,560
MIDDLE	ATTUCKS MIDDLE SCHOOL	HARRIS	650	ACADEMICALLY UNACCEPTABLE	★★★★★	7	22	4	LOW	6,059
	BLACK MIDDLE SCHOOL	HARRIS	559	ACADEMICALLY ACCEPTABLE	★★★★★	40	43	35	VERY LOW	5,972
	BRIARMEADOW MIDDLE SCHOOL	HARRIS	135	EXEMPLARY	**	75	70	78	**	**
	BURBANK MIDDLE SCHOOL	HARRIS	1,170	RECOGNIZED	★★★★★	56	66	40	AVERAGE	5,906
	CLIFTON MIDDLE SCHOOL	HARRIS	1,075	NOT RATED: OTHER	**	**	**	**	AVERAGE	5,498
	CONTEMPORARY LEARNING CENTER MIDDLE SCHOOL	HARRIS	177	AEA: ACADEMICALLY ACCEPTABLE	**	**	**	**	**	**
	CULLEN MIDDLE SCHOOL	HARRIS	692	ACADEMICALLY ACCEPTABLE	★★★★★	14	14	18	LOW	6,099
	DEADY MIDDLE SCHOOL	HARRIS	1,015	ACADEMICALLY ACCEPTABLE	★★★★★	1	1	4	LOW	5,434
	DOMINION ACADEMY CHARTER SCHOOL	HARRIS	85	NOT RATED: OTHER	**	**	**	**	HIGH	5,739
	DOWLING MIDDLE SCHOOL	HARRIS	1,534	ACADEMICALLY UNACCEPTABLE	★★★★★	3	3	10	LOW	5,452
	EDISON MIDDLE SCHOOL	HARRIS	910	ACADEMICALLY ACCEPTABLE	★★★★★	10	24	6	LOW	5,685
	ENERGIZED FOR EXCELLENCE MIDDLE SCHOOL	HARRIS	244	EXEMPLARY	**	99	99	98	**	**
	FLEMING MIDDLE SCHOOL	HARRIS	544	ACADEMICALLY ACCEPTABLE	★★★★★	17	35	8	LOW	6,689
	FONDREN MIDDLE SCHOOL	HARRIS	737	ACADEMICALLY UNACCEPTABLE	★★★★★	10	15	11	LOW	6,067
	FONVILLE MIDDLE SCHOOL	HARRIS	1,119	RECOGNIZED	★★★★★	22	29	19	LOW	5,395
	GRADY MIDDLE SCHOOL	HARRIS	463	ACADEMICALLY ACCEPTABLE	★★★★★	34	8	72	AVERAGE	5,676
	GREGORY-LINCOLN EDUCATION CENTER	HARRIS	331	ACADEMICALLY ACCEPTABLE	★★★★★	17	18	21	HIGH	7,020
	HAMILTON MIDDLE SCHOOL	HARRIS	1,346	RECOGNIZED	★★★★★	21	16	32	AVERAGE	5,092
	HARTMAN MIDDLE SCHOOL	HARRIS	1,632	ACADEMICALLY ACCEPTABLE	★★★★★	10	10	16	LOW	5,089
	HOGG MIDDLE SCHOOL	HARRIS	813	ACADEMICALLY ACCEPTABLE	★★★★★	3	5	5	VERY LOW	5,629
	HOLLAND MIDDLE SCHOOL	HARRIS	797	ACADEMICALLY ACCEPTABLE	★★★★★	7	9	11	LOW	5,720
	INSPIRED FOR EXCELLENCE ACADEMY NORTH	HARRIS	65	AEA: ACADEMICALLY ACCEPTABLE	**	**	**	**	**	**
	INSPIRED FOR EXCELLENCE ACADEMY WEST	HARRIS	86	AEA: NOT RATED - OTHER	**	**	**	**	**	**
	JACKSON MIDDLE SCHOOL	HARRIS	957	ACADEMICALLY ACCEPTABLE	★★★★★	6	4	17	AVERAGE	5,538
	JOHNSTON MIDDLE SCHOOL	HARRIS	1,357	RECOGNIZED	★★★★★	46	28	64	LOW	5,206
	KALEIDOSCOPE/CALEIDOSCOPIO MIDDLE SCHOOL	HARRIS	90	RECOGNIZED	★★★★★	98	92	99	LOW	6,996
	KEY MIDDLE SCHOOL	HARRIS	585	RECOGNIZED	★★★★★	68	91	34	VERY HIGH	8,223
	LANIER MIDDLE SCHOOL	HARRIS	1,319	RECOGNIZED	★★★★★	44	45	41	LOW	4,968
	LAS AMERICAS MIDDLE SCHOOL	HARRIS	95	AEA: ACADEMICALLY ACCEPTABLE	**	**	**	**	VERY LOW	5,843
	LONG MIDDLE SCHOOL	HARRIS	969	ACADEMICALLY ACCEPTABLE	★★★★★	11	33	4	LOW	5,612
	MARSHALL MIDDLE SCHOOL	HARRIS	941	ACADEMICALLY ACCEPTABLE	★★★★★	5	15	4	LOW	5,719
	MC WILLIAMS MIDDLE SCHOOL	HARRIS	449	ACADEMICALLY ACCEPTABLE	★★★★★	16	36	7	AVERAGE	7,564
	MCREYNOLDS MIDDLE SCHOOL	HARRIS	580	RECOGNIZED	★★★★★	3	13	2	AVERAGE	6,853
	NORTH ALTERNATIVE MIDDLE SCHOOL	HARRIS	1	NOT RATED: OTHER	**	**	**	**	**	**
	ORTIZ MIDDLE SCHOOL	HARRIS	998	ACADEMICALLY ACCEPTABLE	★★★★★	17	27	14	VERY LOW	4,935
	PATRICK HENRY MIDDLE SCHOOL	HARRIS	1,065	ACADEMICALLY ACCEPTABLE	★★★★★	7	15	5	AVERAGE	5,334
	PERSHING MIDDLE SCHOOL	HARRIS	1,795	ACADEMICALLY ACCEPTABLE	★★★★★	18	8	41	LOW	4,867
	PIN OAK MIDDLE SCHOOL	HARRIS	1,140	EXEMPLARY	★★★★★	51	32	69	LOW	5,095
	PROJECT CHRYSALIS MIDDLE SCHOOL	HARRIS	137	EXEMPLARY	★★★★★	66	41	83	VERY LOW	5,182

\*\* Insufficient data

Composite Progress Percentile: ● 80-99 ● 60-79 ○ 40-59 ○ 20-39 ● LESS THAN 20

SCHOOL TYPE/ DISTRICT NAME	CAMPUS NAME	COUNTY	ENROLL- MENT	2008-2009 ACCOUNTABILITY RATING	FAST RATING	COMPOSITE PROGRESS PERCENTILE	MATH PROGRESS PERCENTILE	READING PROGRESS PERCENTILE	SPENDING INDEX	ADJUSTED SPENDING PER PUPIL
HOUSTON ISD (CONTINUED)										
	PRO-VISION SCHOOL	HARRIS	115	AEA: ACADEMICALLY ACCEPTABLE	**	**	**	**	AVERAGE	\$6,666
	REVERE MIDDLE SCHOOL	HARRIS	834	RECOGNIZED	★★★★☆	26	25	28	AVERAGE	5,711
	RICE SCHOOL	HARRIS	460	RECOGNIZED	★★★★☆	58	46	68	VERY HIGH	13,984
	RYAN MIDDLE SCHOOL	HARRIS	389	ACADEMICALLY UNACCEPTABLE	★★★★☆	2	3	4	HIGH	7,898
	SHARPSTOWN MIDDLE SCHOOL	HARRIS	927	ACADEMICALLY ACCEPTABLE	★★★★☆	30	40	21	LOW	5,767
	SMITH EDUCATION CENTER	HARRIS	357	ACADEMICALLY UNACCEPTABLE	★★★★☆	8	21	5	AVERAGE	7,531
	STEVENSON MIDDLE SCHOOL	HARRIS	1,329	RECOGNIZED	★★★★☆	58	65	47	VERY LOW	5,268
	THOMAS MIDDLE SCHOOL	HARRIS	584	ACADEMICALLY ACCEPTABLE	★★★★☆	18	60	2	LOW	6,722
	WALIPP	HARRIS	104	ACADEMICALLY UNACCEPTABLE	★★★★☆	3	1	16	LOW	5,016
	WELCH MIDDLE SCHOOL	HARRIS	1,176	ACADEMICALLY ACCEPTABLE	★★★★☆	44	44	41	LOW	5,857
	WEST BRIAR MIDDLE SCHOOL	HARRIS	1,316	RECOGNIZED	★★★★☆	33	27	41	AVERAGE	4,739
	WOODSON MIDDLE SCHOOL	HARRIS	633	ACADEMICALLY ACCEPTABLE	★★★★☆	3	5	4	HIGH	6,971
SECONDARY	ADVANTAGE EAST END HIGH SCHOOL	HARRIS	87	AEA: ACADEMICALLY ACCEPTABLE	**	**	**	**	**	**
	AUSTIN HIGH SCHOOL	HARRIS	1,920	RECOGNIZED	★★★★☆	31	59	10	LOW	5,644
	BARBARA JORDAN HIGH SCHOOL	HARRIS	1,152	RECOGNIZED	★★★★☆	33	32	35	AVERAGE	7,123
	BELLAIRE HIGH SCHOOL	HARRIS	3,425	RECOGNIZED	★★★★☆	36	39	33	LOW	4,761
	CARNEGIE VANGUARD HIGH SCHOOL	HARRIS	399	EXEMPLARY	★★★★☆	42	38	44	AVERAGE	6,282
	CHALLENGE EARLY COLLEGE HIGH SCHOOL	HARRIS	411	EXEMPLARY	★★★★☆	52	46	57	VERY LOW	5,238
	CHAVEZ HIGH SCHOOL	HARRIS	2,606	ACADEMICALLY ACCEPTABLE	★★★★☆	35	33	38	AVERAGE	5,224
	CONTEMPORARY LEARNING CENTER HIGH SCHOOL	HARRIS	514	AEA: ACADEMICALLY ACCEPTABLE	**	**	**	**	HIGH	9,616
	DAVIS HIGH SCHOOL	HARRIS	1,615	RECOGNIZED	★★★★☆	22	29	19	LOW	5,533
	DEBAKEY HIGH SCHOOL FOR HEALTH PROFESSIONS	HARRIS	796	EXEMPLARY	★★★★☆	86	89	79	AVERAGE	6,424
	EAST EARLY COLLEGE HIGH SCHOOL	HARRIS	320	EXEMPLARY	★★★★☆	95	93	92	HIGH	6,499
	EASTWOOD ACADEMY	HARRIS	292	EXEMPLARY	★★★★☆	86	68	93	AVERAGE	6,481
	EMPOWERMENT COLLEGE PREPARATORY HIGH SCHOOL	HARRIS	67	RECOGNIZED	★★★★☆	68	43	86	HIGH	8,501
	ENERGIZED FOR STEM ACADEMY	HARRIS	75	RECOGNIZED	**	**	**	**	**	**
	FURR HIGH SCHOOL	HARRIS	881	RECOGNIZED	★★★★☆	25	21	32	AVERAGE	6,796
	HCC/HISD LIFE SKILLS SCHOOL	HARRIS	14	NOT RATED: OTHER	**	**	**	**	**	**
	HIGH SCHOOL FOR LAW ENFORCEMENT AND CRIMINAL JUSTICE	HARRIS	601	RECOGNIZED	★★★★☆	34	8	72	LOW	6,089
	HIGH SCHOOL FOR THE PERFORMING AND VISUAL ARTS	HARRIS	649	EXEMPLARY	★★★★☆	33	23	46	AVERAGE	6,184
	HOUSTON ACADEMY FOR INTERNATIONAL STUDIES	HARRIS	234	EXEMPLARY	★★★★☆	75	68	79	AVERAGE	7,306
	JONES HIGH SCHOOL	HARRIS	822	ACADEMICALLY ACCEPTABLE	★★★★☆	2	9	1	AVERAGE	6,744
	KASHMERE HIGH SCHOOL	HARRIS	584	ACADEMICALLY UNACCEPTABLE	★★★★☆	47	42	50	VERY HIGH	10,345
	LAMAR HIGH SCHOOL	HARRIS	3,000	RECOGNIZED	★★★★☆	44	30	59	LOW	5,027
	LEADER'S ACADEMY	HARRIS	247	AEA: ACADEMICALLY ACCEPTABLE	**	**	**	**	**	**
	LEE HIGH SCHOOL	HARRIS	1,928	ACADEMICALLY UNACCEPTABLE	★★★★☆	19	36	10	VERY LOW	5,625
	LIBERTY HIGH SCHOOL	HARRIS	219	AEA: ACADEMICALLY ACCEPTABLE	**	**	**	**	LOW	5,522
	MADISON HIGH SCHOOL	HARRIS	2,368	ACADEMICALLY ACCEPTABLE	★★★★☆	18	26	16	AVERAGE	5,125
	MILBY HIGH SCHOOL	HARRIS	2,225	ACADEMICALLY ACCEPTABLE	★★★★☆	11	25	6	HIGH	5,132
	MOUNT CARMEL ACADEMY	HARRIS	198	ACADEMICALLY ACCEPTABLE	**	**	**	**	**	**
	NEW ASPIRATIONS HIGH SCHOOL	HARRIS	148	AEA: ACADEMICALLY ACCEPTABLE	**	**	**	**	**	**
	NINTH GRADE COLLEGE PREPARATORY ACADEMY	HARRIS	853	ACADEMICALLY ACCEPTABLE	**	**	**	**	**	**
	NORTH HOUSTON EARLY COLLEGE HIGH SCHOOL	HARRIS	106	EXEMPLARY	**	**	**	**	**	**
	REACH CHARTER SCHOOL	HARRIS	289	AEA: ACADEMICALLY ACCEPTABLE	**	**	**	**	VERY LOW	3,115
	REAGAN HIGH SCHOOL	HARRIS	1,730	ACADEMICALLY ACCEPTABLE	★★★★☆	26	33	21	LOW	5,233
	SAM HOUSTON MATH SCIENCE AND TECHNOLOGY CENTER	HARRIS	1,510	RECOGNIZED	**	**	**	**	**	**
	SCARBOROUGH HIGH SCHOOL	HARRIS	725	ACADEMICALLY ACCEPTABLE	★★★★☆	44	36	52	AVERAGE	6,611
	SHARPSTOWN HIGH SCHOOL	HARRIS	1,454	ACADEMICALLY UNACCEPTABLE	★★★★☆	37	36	38	AVERAGE	5,950
	SOAR CENTER	HARRIS	1	NOT RATED: OTHER	**	**	**	**	**	**
	STERLING HIGH SCHOOL	HARRIS	1,067	ACADEMICALLY UNACCEPTABLE	★★★★☆	8	12	9	AVERAGE	6,032
	WALTRIP HIGH SCHOOL	HARRIS	1,794	RECOGNIZED	★★★★☆	12	10	20	AVERAGE	5,372

\*\* Insufficient data

Composite Progress Percentile: ● 80-99 ● 60-79 ○ 40-59 ● 20-39 ● LESS THAN 20

SCHOOL TYPE/ DISTRICT NAME	CAMPUS NAME	COUNTY	ENROLL- MENT	2008-2009 ACCOUNTABILITY RATING	FAST RATING	COMPOSITE PROGRESS PERCENTILE	MATH PROGRESS PERCENTILE	READING PROGRESS PERCENTILE	SPENDING INDEX	ADJUSTED SPENDING PER PUPIL
<b>HOUSTON ISD (CONCLUDED)</b>										
	WASHINGTON BT HIGH SCHOOL	HARRIS	902	ACADEMICALLY ACCEPTABLE	★★★★☆☆	● 17	24	16	AVERAGE	\$6,518
	WESTBURY HIGH SCHOOL	HARRIS	2,000	ACADEMICALLY UNACCEPTABLE	★★★★☆☆	● 10	9	18	HIGH	5,770
	WESTSIDE HIGH SCHOOL	HARRIS	2,945	RECOGNIZED	★★★★☆☆	◐ 34	26	44	LOW	4,681
	WHEATLEY HIGH SCHOOL	HARRIS	1,150	ACADEMICALLY ACCEPTABLE	★★★★☆☆	● 16	32	9	LOW	6,096
	WORTHING HIGH SCHOOL	HARRIS	1,012	ACADEMICALLY UNACCEPTABLE	★★★★☆☆	● 5	9	6	AVERAGE	6,032
	YATES HIGH SCHOOL	HARRIS	1,252	ACADEMICALLY ACCEPTABLE	★★★★☆☆	● 14	11	22	AVERAGE	5,997
ELEMENTARY AND SECONDARY	COMMUNITY EDUCATION PARTNERS	HARRIS	342	NOT RATED: OTHER	**	**	**	**	**	**
	COMMUNITY EDUCATION PARTNERS SOUTHWEST	HARRIS	374	NOT RATED: OTHER	**	**	**	**	**	**
	COMMUNITY SERVICES	HARRIS	157	AEA: ACADEMICALLY ACCEPTABLE	**	**	**	**	**	**
	HARPER ALTERNATIVE SCHOOL	HARRIS	73	NOT RATED: OTHER	**	**	**	**	**	**
	HARRIS COUNTY JJAEP	HARRIS	45	NOT RATED: OTHER	**	**	**	**	**	**
	HP CARTER CAREER CENTER	HARRIS	101	AEA: ACADEMICALLY ACCEPTABLE	**	**	**	**	**	**
	TH ROGERS SECONDARY SCHOOL	HARRIS	454	EXEMPLARY	**	○ 42	53	27	**	**
<b>HOWE ISD</b>										
ELEMENTARY	HOWE ELEMENTARY SCHOOL	GRAYSON	394	EXEMPLARY	★★★★☆☆	○ 40	45	33	VERY LOW	4,732
MIDDLE	HOWE MIDDLE SCHOOL	GRAYSON	318	RECOGNIZED	★★★★☆☆	○ 44	37	50	LOW	5,616
SECONDARY	HOWE HIGH SCHOOL	GRAYSON	268	EXEMPLARY	★★★★☆☆	◐ 39	38	40	HIGH	7,197
<b>HUBBARD ISD</b>										
ELEMENTARY	HUBBARD ISD	BOWIE	92	EXEMPLARY	★★★★☆☆	● 84	90	75	VERY HIGH	6,637
<b>HUBBARD ISD</b>										
ELEMENTARY	HUBBARD ELEMENTARY SCHOOL	HILL	199	RECOGNIZED	★★★★☆☆	○ 50	58	39	LOW	5,684
MIDDLE	HUBBARD MIDDLE SCHOOL	HILL	85	ACADEMICALLY ACCEPTABLE	★★★★☆☆	● 1	2	3	AVERAGE	7,623
SECONDARY	HUBBARD HIGH SCHOOL	HILL	119	RECOGNIZED	★★★★☆☆	○ 48	33	63	AVERAGE	9,425
<b>HUCKABAY ISD</b>										
ELEMENTARY AND SECONDARY	HUCKABAY SCHOOL	ERATH	191	RECOGNIZED	★★★★☆☆	◐ 65	65	61	AVERAGE	7,648
<b>HUDSON ISD</b>										
ELEMENTARY	WF PEAVY PRIMARY SCHOOL	ANGELINA	464	EXEMPLARY	**	**	**	**	LOW	4,821
	WH BONNER ELEMENTARY	ANGELINA	589	EXEMPLARY	★★★★☆☆	● 85	98	57	VERY LOW	5,300
MIDDLE	HUDSON MIDDLE SCHOOL	ANGELINA	747	RECOGNIZED	★★★★☆☆	○ 54	72	29	VERY LOW	5,740
SECONDARY	HUDSON HIGH SCHOOL	ANGELINA	674	RECOGNIZED	★★★★☆☆	◐ 39	38	39	VERY LOW	6,284
	STUBBLEFIELD LEARNING CENTER	ANGELINA	8	AEA: ACADEMICALLY ACCEPTABLE	**	**	**	**	**	**
<b>HUFFMAN ISD</b>										
ELEMENTARY	BEN BOWEN EARLY CHILDHOOD CENTER	HARRIS	503	EXEMPLARY	**	**	**	**	VERY LOW	4,537
	COPELAND ELEMENTARY SCHOOL	HARRIS	460	EXEMPLARY	**	**	**	**	VERY LOW	4,426
	HUFFMAN INTERMEDIATE SCHOOL	HARRIS	474	RECOGNIZED	**	**	**	**	**	**
MIDDLE	HUFFMAN MIDDLE SCHOOL	HARRIS	680	ACADEMICALLY ACCEPTABLE	★★★★☆☆	● 15	25	12	VERY LOW	3,849
SECONDARY	HARGRAVE HIGH SCHOOL	HARRIS	927	RECOGNIZED	★★★★☆☆	● 17	20	19	VERY LOW	4,569
<b>HUGHES SPRINGS ISD</b>										
ELEMENTARY	HUGHES SPRINGS ELEMENTARY SCHOOL	CASS	561	RECOGNIZED	★★★★☆☆	◐ 65	68	59	VERY LOW	5,224
MIDDLE	HUGHES SPRINGS JUNIOR HIGH SCHOOL	CASS	242	ACADEMICALLY ACCEPTABLE	★★★★☆☆	● 17	27	14	VERY LOW	6,172
SECONDARY	HUGHES SPRINGS HIGH SCHOOL	CASS	301	RECOGNIZED	★★★★☆☆	● 17	20	20	VERY LOW	7,282
<b>HULL-DAISETTA ISD</b>										
ELEMENTARY	HULL-DAISETTA ELEMENTARY SCHOOL	LIBERTY	252	NOT RATED: OTHER	**	**	**	**	AVERAGE	5,578
MIDDLE	HULL-DAISETTA JUNIOR HIGH SCHOOL	LIBERTY	83	ACADEMICALLY ACCEPTABLE	★★★★☆☆	● 2	3	3	AVERAGE	5,956
SECONDARY	HULL-DAISETTA HIGH SCHOOL	LIBERTY	168	ACADEMICALLY ACCEPTABLE	★★★★☆☆	● 12	5	32	HIGH	8,023
<b>HUMBLE ISD</b>										
ELEMENTARY	BEAR BRANCH ELEMENTARY SCHOOL	HARRIS	532	EXEMPLARY	★★★★☆☆	● 88	87	87	VERY LOW	4,805
	DEERWOOD ELEMENTARY SCHOOL	HARRIS	606	EXEMPLARY	★★★★☆☆	● 82	86	76	VERY LOW	4,713
	EAGLE SPRINGS ELEMENTARY SCHOOL	HARRIS	1,007	EXEMPLARY	★★★★☆☆	◐ 63	58	65	LOW	4,501
	ELM GROVE ELEMENTARY SCHOOL	HARRIS	553	EXEMPLARY	★★★★☆☆	◐ 77	82	71	AVERAGE	4,867
	FALL CREEK ELEMENTARY SCHOOL	HARRIS	477	EXEMPLARY	**	**	**	**	**	**

\*\* Insufficient data

Composite Progress Percentile: ● 80-99 ◐ 60-79 ○ 40-59 ◐ 20-39 ● LESS THAN 20

SCHOOL TYPE/ DISTRICT NAME	CAMPUS NAME	COUNTY	ENROLL- MENT	2008-2009 ACCOUNTABILITY RATING	FAST RATING	COMPOSITE PROGRESS PERCENTILE	MATH PROGRESS PERCENTILE	READING PROGRESS PERCENTILE	SPENDING INDEX	ADJUSTED SPENDING PER PUPIL
<b>HUMBLE ISD (CONCLUDED)</b>										
	FOSTER ELEMENTARY SCHOOL	HARRIS	599	EXEMPLARY	★★★★★	72	59	82	VERY LOW	\$4,524
	GREENTREE ELEMENTARY SCHOOL	HARRIS	748	EXEMPLARY	★★★★★	82	84	77	VERY LOW	4,144
	HIDDEN HOLLOW ELEMENTARY SCHOOL	HARRIS	482	EXEMPLARY	★★★★★	96	91	97	LOW	5,424
	HUMBLE ELEMENTARY SCHOOL	HARRIS	631	RECOGNIZED	★★★★★	90	95	81	AVERAGE	5,637
	JACK M FIELDS SR ELEMENTARY SCHOOL	HARRIS	665	ACADEMICALLY ACCEPTABLE	★★★☆☆	15	63	1	AVERAGE	5,368
	LAKELAND ELEMENTARY SCHOOL	HARRIS	433	ACADEMICALLY ACCEPTABLE	★★★☆☆	45	53	32	HIGH	6,727
	MAPLEBROOK ELEMENTARY SCHOOL	HARRIS	792	EXEMPLARY	★★★★★	82	92	68	VERY LOW	4,298
	NORTH BELT ELEMENTARY SCHOOL	HARRIS	601	ACADEMICALLY UNACCEPTABLE	★★★☆☆	57	84	22	AVERAGE	5,778
	OAK FOREST ELEMENTARY SCHOOL	HARRIS	663	EXEMPLARY	★★★★★	54	56	50	LOW	4,802
	OAKS ELEMENTARY SCHOOL	HARRIS	613	RECOGNIZED	★★★★★	59	63	50	LOW	4,960
	PARK LAKES ELEMENTARY SCHOOL	HARRIS	791	ACADEMICALLY ACCEPTABLE	★★★☆☆	40	75	8	VERY LOW	4,486
	PINEFOREST ELEMENTARY SCHOOL	HARRIS	679	EXEMPLARY	★★★★★	89	94	80	LOW	4,943
	RIVER PINES ELEMENTARY SCHOOL	HARRIS	822	RECOGNIZED	**	**	**	**	**	**
	SHADOW FOREST ELEMENTARY SCHOOL	HARRIS	632	EXEMPLARY	★★★★★	89	86	88	VERY LOW	4,230
	SUMMERWOOD ELEMENTARY SCHOOL	HARRIS	869	EXEMPLARY	★★★★★	66	59	69	VERY LOW	3,969
	TIMBERS ELEMENTARY SCHOOL	HARRIS	854	ACADEMICALLY ACCEPTABLE	★★★☆☆	50	55	41	VERY LOW	4,246
	WHISPERING PINES ELEMENTARY SCHOOL	HARRIS	720	RECOGNIZED	★★★☆☆	44	57	27	LOW	4,992
	WILLOW CREEK ELEMENTARY SCHOOL	HARRIS	604	EXEMPLARY	★★★★★	95	96	91	LOW	5,042
	WOODLAND HILLS ELEMENTARY SCHOOL	HARRIS	513	EXEMPLARY	★★★★★	92	85	94	LOW	4,860
MIDDLE	ATASCOCITA MIDDLE SCHOOL	HARRIS	1,656	ACADEMICALLY ACCEPTABLE	★★★☆☆	42	38	46	VERY LOW	3,932
	CREEKWOOD MIDDLE SCHOOL	HARRIS	1,018	RECOGNIZED	★★★☆☆	28	23	36	VERY LOW	4,244
	HUMBLE MIDDLE SCHOOL	HARRIS	988	ACADEMICALLY ACCEPTABLE	★★★☆☆	35	36	34	HIGH	5,813
	KINGWOOD MIDDLE SCHOOL	HARRIS	970	RECOGNIZED	★★★☆☆	38	39	37	AVERAGE	4,715
	RIVERWOOD MIDDLE SCHOOL	HARRIS	1,092	EXEMPLARY	★★★★★	41	42	38	VERY LOW	4,069
	ROSS STERLING MIDDLE SCHOOL	HARRIS	948	ACADEMICALLY ACCEPTABLE	**	**	**	**	**	**
	TIMBERWOOD MIDDLE SCHOOL	HARRIS	1,032	ACADEMICALLY ACCEPTABLE	★★★☆☆	32	27	38	AVERAGE	5,087
SECONDARY	ATASCOCITA HIGH SCHOOL	HARRIS	3,324	RECOGNIZED	★★★☆☆	18	23	18	LOW	4,310
	HUMBLE HIGH SCHOOL	HARRIS	2,363	ACADEMICALLY UNACCEPTABLE	★★★☆☆	11	4	33	LOW	5,284
	JJAP CAMPUS	HARRIS	3	NOT RATED: OTHER	**	**	**	**	**	**
	KINGWOOD HIGH SCHOOL	HARRIS	2,948	RECOGNIZED	★★★☆☆	36	32	41	LOW	4,224
	KINGWOOD PARK HIGH SCHOOL	HARRIS	1,218	RECOGNIZED	**	**	**	**	**	**
	QUEST HIGH SCHOOL	HARRIS	278	ACADEMICALLY ACCEPTABLE	★★★☆☆	14	9	26	AVERAGE	6,811
<b>HUNT ISD</b>										
ELEMENTARY	HUNT SCHOOL	KERR	214	RECOGNIZED	★★★☆☆	35	36	35	HIGH	8,957
<b>HUNTINGTON ISD</b>										
ELEMENTARY	HUNTINGTON ELEMENTARY SCHOOL	ANGELINA	548	EXEMPLARY	**	**	**	**	VERY LOW	4,764
	HUNTINGTON INTERMEDIATE SCHOOL	ANGELINA	282	RECOGNIZED	★★★★★	41	50	30	VERY LOW	5,454
MIDDLE	HUNTINGTON MIDDLE SCHOOL	ANGELINA	369	ACADEMICALLY ACCEPTABLE	★★★★★	44	64	20	VERY LOW	6,443
SECONDARY	HUNTINGTON HIGH SCHOOL	ANGELINA	485	RECOGNIZED	★★★☆☆	11	4	33	VERY LOW	6,364
	HUNTINGTON PRIDE SCHOOL	ANGELINA	84	AEA: ACADEMICALLY ACCEPTABLE	**	**	**	**	HIGH	9,067
<b>HUNTSVILLE ISD</b>										
ELEMENTARY	GIBBS PRE-K CENTER	WALKER	318	NOT RATED: OTHER	**	**	**	**	HIGH	5,991
	HUNTSVILLE ELEMENTARY SCHOOL	WALKER	542	RECOGNIZED	★★★★★	66	83	42	HIGH	7,554
	SAMUEL HOUSTON ELEMENTARY SCHOOL	WALKER	538	ACADEMICALLY ACCEPTABLE	★★★★★	4	17	2	VERY LOW	5,528
	SCOTT JOHNSON ELEMENTARY SCHOOL	WALKER	543	RECOGNIZED	★★★★★	64	35	85	LOW	5,918
	STEWART ELEMENTARY SCHOOL	WALKER	591	EXEMPLARY	★★★★★	91	83	92	VERY LOW	5,369
MIDDLE	HUNTSVILLE INTERMEDIATE SCHOOL	WALKER	821	RECOGNIZED	★★★★★	64	70	55	VERY LOW	5,594
	MANCE PARK MIDDLE SCHOOL	WALKER	868	ACADEMICALLY ACCEPTABLE	★★★★★	46	44	45	VERY LOW	5,825
SECONDARY	HUNTSVILLE HIGH SCHOOL	WALKER	1,775	ACADEMICALLY ACCEPTABLE	★★★☆☆	14	15	18	VERY LOW	6,730
<b>HURST-EULESS-BEDFORD ISD</b>										
ELEMENTARY	BEDFORD HEIGHTS ELEMENTARY SCHOOL	TARRANT	667	EXEMPLARY	★★★★★	73	67	77	LOW	4,878
	BELL MANOR ELEMENTARY SCHOOL	TARRANT	702	EXEMPLARY	★★★★★	95	91	94	AVERAGE	5,386

\*\* Insufficient data

Composite Progress Percentile: ● 80-99 ● 60-79 ○ 40-59 ◐ 20-39 ● LESS THAN 20

SCHOOL TYPE/ DISTRICT NAME	CAMPUS NAME	COUNTY	ENROLL- MENT	2008-2009 ACCOUNTABILITY RATING	FAST RATING	COMPOSITE PROGRESS PERCENTILE	MATH PROGRESS PERCENTILE	READING PROGRESS PERCENTILE	SPENDING INDEX	ADJUSTED SPENDING PER PUPIL
<b>HURST-EULESS-BEDFORD ISD (CONCLUDED)</b>										
	BELLAIRE ELEMENTARY SCHOOL	TARRANT	630	RECOGNIZED	★★★★★☆☆	● 98	92	98	AVERAGE	\$5,962
	DONNA PARK ELEMENTARY SCHOOL	TARRANT	481	RECOGNIZED	★★★★★☆☆	● 77	61	87	AVERAGE	6,197
	HARRISON LANE ELEMENTARY SCHOOL	TARRANT	542	RECOGNIZED	★★★★★☆☆	● 79	82	75	AVERAGE	5,948
	HURST HILLS ELEMENTARY SCHOOL	TARRANT	522	EXEMPLARY	★★★★★☆☆	● 77	66	83	HIGH	5,626
	LAKEWOOD ELEMENTARY SCHOOL	TARRANT	628	EXEMPLARY	★★★★★☆☆	● 88	90	82	AVERAGE	5,371
	MEADOW CREEK ELEMENTARY SCHOOL	TARRANT	709	EXEMPLARY	★★★★★☆☆	● 92	83	94	AVERAGE	5,425
	MIDWAY PARK ELEMENTARY SCHOOL	TARRANT	680	RECOGNIZED	★★★★★☆☆	● 90	90	87	HIGH	5,216
	NORTH EULESS ELEMENTARY SCHOOL	TARRANT	616	EXEMPLARY	★★★★★☆☆	● 95	84	98	AVERAGE	5,272
	OAKWOOD TERRACE ELEMENTARY SCHOOL	TARRANT	734	RECOGNIZED	★★★★★☆☆	● 98	93	99	LOW	5,194
	RIVER TRAILS ELEMENTARY SCHOOL	TARRANT	696	EXEMPLARY	★★★★★☆☆	● 75	63	83	LOW	4,910
	SHADY BROOK ELEMENTARY SCHOOL	TARRANT	566	EXEMPLARY	★★★★★☆☆	● 86	78	88	AVERAGE	4,967
	SHADY OAKS ELEMENTARY SCHOOL	TARRANT	462	EXEMPLARY	★★★★★☆☆	● 95	89	96	HIGH	5,777
	SOUTH EULESS ELEMENTARY SCHOOL	TARRANT	687	EXEMPLARY	★★★★★☆☆	● 82	82	81	LOW	5,015
	SPRING GARDEN ELEMENTARY SCHOOL	TARRANT	628	EXEMPLARY	★★★★★☆☆	● 87	71	94	HIGH	5,649
	STONEGATE ELEMENTARY SCHOOL	TARRANT	538	RECOGNIZED	★★★★★☆☆	● 66	61	67	LOW	5,042
	WEST HURST ELEMENTARY SCHOOL	TARRANT	486	RECOGNIZED	★★★★★☆☆	● 80	78	81	HIGH	6,078
	WILSHIRE ELEMENTARY SCHOOL	TARRANT	664	RECOGNIZED	★★★★★☆☆	● 84	81	83	LOW	4,882
MIDDLE	BEDFORD JUNIOR HIGH SCHOOL	TARRANT	799	RECOGNIZED	★★★★★☆☆	○ 44	37	51	HIGH	5,143
	CENTRAL JUNIOR HIGH SCHOOL	TARRANT	921	RECOGNIZED	★★★★★☆☆	○ 46	45	44	AVERAGE	5,233
	EULESS JUNIOR HIGH SCHOOL	TARRANT	936	ACADEMICALLY ACCEPTABLE	★★★★★☆☆	○ 52	46	55	LOW	4,643
	HARWOOD JUNIOR HIGH SCHOOL	TARRANT	961	RECOGNIZED	★★★★★☆☆	○ 41	40	39	HIGH	4,917
	HURST JUNIOR HIGH SCHOOL	TARRANT	884	RECOGNIZED	★★★★★☆☆	● 61	60	59	AVERAGE	5,079
SECONDARY	BELL HIGH SCHOOL	TARRANT	2,023	RECOGNIZED	★★★★★☆☆	● 26	25	31	AVERAGE	5,118
	KEYS HIGH SCHOOL	TARRANT	126	AEA: ACADEMICALLY ACCEPTABLE	**	**	**	**	VERY HIGH	11,327
	TARRANT CO JJAEP	TARRANT	1	NOT RATED: OTHER	**	**	**	**	**	**
	TRINITY HIGH SCHOOL	TARRANT	2,180	RECOGNIZED	★★★★★☆☆	● 32	37	28	AVERAGE	5,025
ELEMENTARY AND SECONDARY	ALTERNATIVE EDUCATION PROGRAM	TARRANT	20	NOT RATED: OTHER	**	**	**	**	**	**
	TRANSITION PROGRAM	TARRANT	10	NOT RATED: OTHER	**	**	**	**	**	**
<b>HUTTO ISD</b>										
ELEMENTARY	COTTONWOOD CREEK ELEMENTARY SCHOOL	WILLIAMSON	527	RECOGNIZED	★★★★★☆☆	● 28	38	20	AVERAGE	5,098
	HUTTO ELEMENTARY SCHOOL	WILLIAMSON	513	RECOGNIZED	★★★★★☆☆	○ 49	69	24	LOW	4,798
	NADINE JOHNSON ELEMENTARY SCHOOL	WILLIAMSON	513	RECOGNIZED	★★★★★☆☆	● 32	27	40	LOW	4,964
	RAY ELEMENTARY SCHOOL	WILLIAMSON	649	RECOGNIZED	**	**	**	**	**	**
	VETERANS HILL ELEMENTARY SCHOOL	WILLIAMSON	417	RECOGNIZED	**	**	**	**	**	**
MIDDLE	FARLEY MIDDLE SCHOOL	WILLIAMSON	479	ACADEMICALLY ACCEPTABLE	**	**	**	**	**	**
	HUTTO MIDDLE SCHOOL	WILLIAMSON	579	ACADEMICALLY ACCEPTABLE	★★★★★☆☆	● 13	17	15	VERY LOW	4,477
SECONDARY	HUTTO HIGH SCHOOL	WILLIAMSON	1,141	RECOGNIZED	★★★★★☆☆	○ 40	22	61	AVERAGE	5,203
	WILLIAMSON COUNTY JJAEP	WILLIAMSON	3	NOT RATED: OTHER	**	**	**	**	**	**
<b>IDALOU ISD</b>										
ELEMENTARY	IDALOU ELEMENTARY SCHOOL	LUBBOCK	368	EXEMPLARY	★★★★★☆☆	● 10	13	13	LOW	5,149
MIDDLE	IDALOU MIDDLE SCHOOL	LUBBOCK	299	RECOGNIZED	★★★★★☆☆	● 27	22	36	LOW	4,822
SECONDARY	IDALOU HIGH SCHOOL	LUBBOCK	276	RECOGNIZED	★★★★★☆☆	● 26	30	24	HIGH	7,448
ELEMENTARY AND SECONDARY	IDALOU DAEP	LUBBOCK	5	NOT RATED: OTHER	**	**	**	**	**	**
<b>IDEA PUBLIC SCHOOLS (C)</b>										
ELEMENTARY	IDEA ACADEMY (C)	HIDALGO	663	RECOGNIZED	**	**	**	**	**	**
	IDEA ACADEMY MISSION (C)	HIDALGO	91	NOT RATED: OTHER	**	**	**	**	**	**
	IDEA ACADEMY SAN BENITO (C)	HIDALGO	98	NOT RATED: OTHER	**	**	**	**	**	**
	IDEA FRONTIER ACADEMY (C)	HIDALGO	486	EXEMPLARY	**	**	**	**	HIGH	5,000
	IDEA QUEST ACADEMY (C)	HIDALGO	566	EXEMPLARY	**	**	**	**	AVERAGE	4,596
MIDDLE	IDEA COLLEGE PREPARATORY MISSION (C)	HIDALGO	213	ACADEMICALLY ACCEPTABLE	**	**	**	**	**	**
	IDEA COLLEGE PREPARATORY SAN BENITO (C)	HIDALGO	190	RECOGNIZED	**	**	**	**	**	**

\*\* Insufficient data

Composite Progress Percentile: ● 80-99 ● 60-79 ○ 40-59 ● 20-39 ● LESS THAN 20

SCHOOL TYPE/ DISTRICT NAME	CAMPUS NAME	COUNTY	ENROLL- MENT	2008-2009 ACCOUNTABILITY RATING	FAST RATING	COMPOSITE PROGRESS PERCENTILE	MATH PROGRESS PERCENTILE	READING PROGRESS PERCENTILE	SPENDING INDEX	ADJUSTED SPENDING PER PUPIL
<b>IDEA PUBLIC SCHOOLS (C) (CONCLUDED)</b>										
ELEMENTARY AND SECONDARY	IDEA COLLEGE PREPARATORY SCHOOL (C)	HIDALGO	681	EXEMPLARY	★★★★★☆☆	74	79	69	AVERAGE	\$8,091
	IDEA FRONTIER COLLEGE PREPARATORY SCHOOL (C)	HIDALGO	425	RECOGNIZED	**	**	**	**	**	**
	IDEA QUEST COLLEGE PREPARATORY SCHOOL (C)	HIDALGO	532	RECOGNIZED	**	**	**	**	**	**
<b>INDUSTRIAL ISD</b>										
ELEMENTARY	INDUSTRIAL ELEMENTARY SCHOOL EAST	JACKSON	288	RECOGNIZED	★★★★★☆☆	80	61	90	VERY LOW	5,213
	INDUSTRIAL ELEMENTARY SCHOOL WEST	JACKSON	221	EXEMPLARY	★★★★★☆☆	74	78	70	VERY LOW	5,194
MIDDLE	INDUSTRIAL JUNIOR HIGH SCHOOL	JACKSON	236	RECOGNIZED	★★★★★☆☆	31	48	17	AVERAGE	5,991
SECONDARY	INDUSTRIAL HIGH SCHOOL	JACKSON	351	RECOGNIZED	★★★★★☆☆	25	14	43	LOW	6,190
<b>INGLESIDE ISD</b>										
ELEMENTARY	GILBERT J MIRCOVICH ELEMENTARY SCHOOL	SAN PATRICIO	500	RECOGNIZED	★★★★★☆☆	29	44	17	AVERAGE	5,293
	INGLESIDE PRIMARY SCHOOL	SAN PATRICIO	451	RECOGNIZED	**	**	**	**	VERY LOW	4,428
MIDDLE	BLASCHKE/SHELDON ELEMENTARY SCHOOL	SAN PATRICIO	347	RECOGNIZED	★★★★★☆☆	22	13	39	AVERAGE	5,334
	LEON TAYLOR JUNIOR HIGH SCHOOL	SAN PATRICIO	327	ACADEMICALLY ACCEPTABLE	★★★★★☆☆	7	13	8	VERY HIGH	6,466
SECONDARY	INGLESIDE HIGH SCHOOL	SAN PATRICIO	596	ACADEMICALLY ACCEPTABLE	★★★★★☆☆	19	28	16	VERY LOW	5,370
<b>INGRAM ISD</b>										
ELEMENTARY	INGRAM ELEMENTARY SCHOOL	KERR	556	RECOGNIZED	★★★★★☆☆	33	53	15	LOW	6,474
MIDDLE	INGRAM MIDDLE SCHOOL	KERR	245	RECOGNIZED	★★★★★☆☆	54	61	43	VERY HIGH	8,804
SECONDARY	INGRAM-TOM MOORE HIGH SCHOOL	KERR	479	ACADEMICALLY ACCEPTABLE	★★★★★☆☆	19	13	31	LOW	7,182
<b>INSPIRED VISION ACADEMY (C)</b>										
ELEMENTARY	INSPIRED VISION ACADEMY ELEMENTARY SCHOOL (C)	DALLAS	441	RECOGNIZED	**	**	**	**	HIGH	5,632
MIDDLE	INSPIRED VISION ACADEMY MIDDLE SCHOOL (C)	DALLAS	465	ACADEMICALLY ACCEPTABLE	★★★★★☆☆	3	2	13	VERY LOW	4,381
<b>IOLA ISD</b>										
ELEMENTARY	IOLA ELEMENTARY SCHOOL	GRIMES	264	EXEMPLARY	★★★★★☆☆	66	93	26	HIGH	7,212
SECONDARY	IOLA HIGH SCHOOL	GRIMES	232	RECOGNIZED	★★★★★☆☆	6	22	3	AVERAGE	9,220
<b>IOWA PARK CISD</b>										
ELEMENTARY	BRADFORD ELEMENTARY SCHOOL	WICHITA	360	EXEMPLARY	★★★★★☆☆	69	85	49	AVERAGE	5,622
	KIDWELL ELEMENTARY SCHOOL	WICHITA	446	EXEMPLARY	**	**	**	**	AVERAGE	5,409
MIDDLE	WF GEORGE MIDDLE SCHOOL	WICHITA	416	ACADEMICALLY ACCEPTABLE	★★★★★☆☆	6	6	13	HIGH	5,723
SECONDARY	IOWA PARK HIGH SCHOOL	WICHITA	542	RECOGNIZED	★★★★★☆☆	53	35	69	VERY LOW	6,917
<b>IRA ISD</b>										
ELEMENTARY AND SECONDARY	IRA SCHOOL	SCURRY	232	ACADEMICALLY ACCEPTABLE	★★★★★☆☆	19	33	12	LOW	7,641
<b>IRAAN-SHEFFIELD ISD</b>										
ELEMENTARY	IRAAN ELEMENTARY SCHOOL	PECOS	199	EXEMPLARY	★★★★★☆☆	36	48	24	VERY HIGH	11,622
MIDDLE	IRAAN JUNIOR HIGH SCHOOL	PECOS	80	RECOGNIZED	★★★★★☆☆	47	42	50	VERY HIGH	11,861
SECONDARY	CHALLENGE HIGH SCHOOL, GALVESTON	PECOS	70	AEA: ACADEMICALLY ACCEPTABLE	**	**	**	**	**	**
	IRAAN HIGH SCHOOL	PECOS	128	EXEMPLARY	**	41	21	64	**	**
	PYOTE HIGH SCHOOL	PECOS	82	AEA: ACADEMICALLY UNACCEPTABLE	**	**	**	**	**	**
<b>IREDELL ISD</b>										
ELEMENTARY AND SECONDARY	IREDELL SCHOOL	BOSQUE	114	RECOGNIZED	★★★★★☆☆	26	38	17	AVERAGE	8,445
<b>IRION COUNTY ISD</b>										
ELEMENTARY	IRION ELEMENTARY SCHOOL	IRION	154	EXEMPLARY	★★★★★☆☆	64	56	68	VERY HIGH	8,697
SECONDARY	IRION HIGH SCHOOL	IRION	182	RECOGNIZED	★★★★★☆☆	51	46	53	AVERAGE	8,926
<b>IRVING ISD</b>										
ELEMENTARY	BARTON ELEMENTARY SCHOOL	DALLAS	763	RECOGNIZED	★★★★★☆☆	57	46	66	LOW	4,877
	BRANDENBURG ELEMENTARY SCHOOL	DALLAS	871	ACADEMICALLY ACCEPTABLE	★★★★★☆☆	79	71	83	VERY LOW	4,813
	BRITAIN ELEMENTARY SCHOOL	DALLAS	808	RECOGNIZED	★★★★★☆☆	61	53	66	HIGH	6,152
	BROWN ELEMENTARY SCHOOL	DALLAS	881	RECOGNIZED	★★★★★☆☆	93	93	89	LOW	5,057
	CLIFTON EARLY CHILDHOOD	DALLAS	578	NOT RATED: OTHER		**	**	**	VERY LOW	4,223
	DAVIS ELEMENTARY SCHOOL	DALLAS	871	RECOGNIZED	★★★★★☆☆	58	49	63	VERY LOW	4,770
	ELLIOTT ELEMENTARY SCHOOL	DALLAS	843	ACADEMICALLY ACCEPTABLE	★★★★★☆☆	35	43	26	LOW	4,897
	FARINE ELEMENTARY SCHOOL	DALLAS	679	EXEMPLARY	★★★★★☆☆	91	91	88	LOW	5,478

\*\* Insufficient data

Composite Progress Percentile: ● 80-99 ● 60-79 ○ 40-59 ● 20-39 ● LESS THAN 20



SCHOOL TYPE/ DISTRICT NAME	CAMPUS NAME	COUNTY	ENROLL- MENT	2008-2009 ACCOUNTABILITY RATING	FAST RATING	COMPOSITE PROGRESS PERCENTILE	MATH PROGRESS PERCENTILE	READING PROGRESS PERCENTILE	SPENDING INDEX	ADJUSTED SPENDING PER PUPIL
<b>IRVING ISD (CONCLUDED)</b>										
	GILBERT F M ELEMENTARY SCHOOL	DALLAS	743	RECOGNIZED	★★★★★☆☆	● 92	91	90	AVERAGE	\$5,296
	GOOD ELEMENTARY SCHOOL	DALLAS	818	RECOGNIZED	★★★★★☆☆	● 75	62	83	AVERAGE	5,368
	HALEY J ELEMENTARY SCHOOL	DALLAS	764	EXEMPLARY	★★★★★☆☆	● 94	98	80	AVERAGE	5,482
	HALEY T ELEMENTARY SCHOOL	DALLAS	699	RECOGNIZED	★★★★★☆☆	○ 52	37	65	AVERAGE	5,149
	HANES ELEMENTARY SCHOOL	DALLAS	605	RECOGNIZED	★★★★★☆☆	● 86	79	88	LOW	5,330
	JACKIE MAE TOWNSELL ELEMENTARY SCHOOL	DALLAS	894	RECOGNIZED	★★★★★☆☆	● 94	93	90	LOW	5,061
	JOHN W AND MARGIE STIPES ELEMENTARY SCHOOL	DALLAS	525	EXEMPLARY	★★★★★☆☆	● 94	95	88	AVERAGE	6,024
	JOHNSTON ELEMENTARY SCHOOL	DALLAS	719	ACADEMICALLY ACCEPTABLE	★★★★★☆☆	○ 45	28	63	AVERAGE	5,732
	KEYES ELEMENTARY SCHOOL	DALLAS	778	RECOGNIZED	★★★★★☆☆	● 80	83	75	LOW	5,498
	KINKEADE EARLY CHILDHOOD SCHOOL	DALLAS	644	NOT RATED: OTHER	**	**	**	**	VERY LOW	3,941
	LEE ELEMENTARY SCHOOL	DALLAS	766	ACADEMICALLY ACCEPTABLE	★★★★★☆☆	● 81	73	85	LOW	4,923
	LIVELY ELEMENTARY SCHOOL	DALLAS	847	ACADEMICALLY ACCEPTABLE	★★★★★☆☆	● 68	65	68	AVERAGE	5,182
	PIERCE EARLY CHILDHOOD SCHOOL	DALLAS	593	NOT RATED: OTHER	**	**	**	**	VERY LOW	3,709
	SCHULZE ELEMENTARY SCHOOL	DALLAS	649	RECOGNIZED	★★★★★☆☆	○ 56	69	37	AVERAGE	5,653
	TOWNLEY ELEMENTARY SCHOOL	DALLAS	858	RECOGNIZED	★★★★★☆☆	● 62	47	74	AVERAGE	5,096
	WHEELER TRANSITIONAL AND DEVELOPMENTAL CENTER (KG-5)	DALLAS	23	NOT RATED: OTHER	**	**	**	**	**	**
MIDDLE	AUSTIN MIDDLE SCHOOL	DALLAS	998	ACADEMICALLY ACCEPTABLE	★★★★★☆☆	● 62	33	83	LOW	5,428
	BOWIE MIDDLE SCHOOL	DALLAS	978	ACADEMICALLY ACCEPTABLE	★★★★★☆☆	● 16	15	23	AVERAGE	5,221
	CROCKETT MIDDLE SCHOOL	DALLAS	995	ACADEMICALLY ACCEPTABLE	★★★★★☆☆	● 37	33	43	VERY LOW	4,497
	DALLAS COUNTY SCHOOL FOR ACCELERATED LEARNING	DALLAS	19	NOT RATED: OTHER	**	**	**	**	**	**
	HOUSTON MIDDLE SCHOOL	DALLAS	996	ACADEMICALLY ACCEPTABLE	★★★★★☆☆	○ 45	30	61	VERY LOW	4,806
	LAMAR MIDDLE SCHOOL	DALLAS	1,168	RECOGNIZED	★★★★★☆☆	● 69	59	76	LOW	4,840
	LORENZO DE ZAVALA MIDDLE SCHOOL	DALLAS	917	ACADEMICALLY ACCEPTABLE	★★★★★☆☆	● 35	19	56	LOW	5,227
	TRAVIS MIDDLE SCHOOL	DALLAS	975	ACADEMICALLY ACCEPTABLE	★★★★★☆☆	○ 49	35	63	LOW	4,726
SECONDARY	BARBARA CARDWELL CAREER PREPARATORY CENTER	DALLAS	251	AEA: ACADEMICALLY ACCEPTABLE	**	**	**	**	HIGH	11,733
	IRVING HIGH SCHOOL	DALLAS	2,139	ACADEMICALLY ACCEPTABLE	★★★★★☆☆	○ 53	30	74	HIGH	5,143
	JACK E SINGLEY ACADEMY	DALLAS	1,495	RECOGNIZED	★★★★★☆☆	○ 47	17	76	LOW	5,033
	MACARTHUR HIGH SCHOOL	DALLAS	2,505	ACADEMICALLY ACCEPTABLE	★★★★★☆☆	● 33	20	49	VERY LOW	4,456
	NIMITZ HIGH SCHOOL	DALLAS	2,339	ACADEMICALLY ACCEPTABLE	★★★★★☆☆	● 33	9	67	LOW	4,736
ELEMENTARY AND SECONDARY	WHEELER TRANSITIONAL AND DEVELOPMENTAL CENTER (6-12)	DALLAS	31	NOT RATED: OTHER	**	**	**	**	VERY HIGH	14,962
<b>ITALY ISD</b>										
ELEMENTARY	STAFFORD ELEMENTARY SCHOOL	ELLIS	339	ACADEMICALLY ACCEPTABLE	★★★★★☆☆	● 70	77	60	AVERAGE	5,272
SECONDARY	ITALY HIGH SCHOOL	ELLIS	282	ACADEMICALLY ACCEPTABLE	★★★★★☆☆	● 2	2	7	VERY LOW	5,074
<b>ITASCA ISD</b>										
ELEMENTARY	ITASCA ELEMENTARY SCHOOL	HILL	309	EXEMPLARY	★★★★★☆☆	● 97	99	78	HIGH	7,462
MIDDLE	ITASCA INTERMEDIATE SCHOOL	HILL	101	RECOGNIZED	★★★★★☆☆	● 8	9	13	LOW	6,397
	ITASCA MIDDLE SCHOOL	HILL	128	EXEMPLARY	★★★★★☆☆	○ 59	65	49	LOW	6,883
SECONDARY	ITASCA HIGH SCHOOL	HILL	178	EXEMPLARY	★★★★★☆☆	○ 55	57	51	AVERAGE	10,777
<b>JACKSBORO ISD</b>										
ELEMENTARY	JACKSBORO ELEMENTARY SCHOOL	JACK	507	RECOGNIZED	★★★★★☆☆	○ 46	53	35	AVERAGE	6,785
MIDDLE	JACKSBORO MIDDLE SCHOOL	JACK	205	RECOGNIZED	★★★★★☆☆	● 27	21	37	VERY HIGH	8,874
SECONDARY	JACKSBORO HIGH SCHOOL	JACK	261	RECOGNIZED	★★★★★☆☆	● 35	23	50	VERY HIGH	10,787
	JACKSBORO LEARNING CENTER	JACK	10	AEA: ACADEMICALLY ACCEPTABLE	**	**	**	**	**	**
<b>JACKSONVILLE ISD</b>										
ELEMENTARY	EAST SIDE ELEMENTARY SCHOOL	CHEROKEE	681	RECOGNIZED	★★★★★☆☆	● 34	35	34	LOW	5,746
	FRED DOUGLASS ELEMENTARY SCHOOL	CHEROKEE	641	EXEMPLARY	★★★★★☆☆	○ 49	54	40	VERY LOW	5,693
	JOE WRIGHT ELEMENTARY SCHOOL	CHEROKEE	509	EXEMPLARY	★★★★★☆☆	● 20	50	5	LOW	5,915
	WEST SIDE ELEMENTARY SCHOOL	CHEROKEE	491	EXEMPLARY	★★★★★☆☆	● 92	90	91	AVERAGE	6,537
MIDDLE	JACKSONVILLE MIDDLE SCHOOL	CHEROKEE	638	ACADEMICALLY ACCEPTABLE	★★★★★☆☆	● 21	27	20	LOW	7,143
	NICHOLS INTERMEDIATE SCHOOL	CHEROKEE	732	RECOGNIZED	★★★★★☆☆	● 93	94	88	VERY LOW	5,897
SECONDARY	JACKSONVILLE HIGH SCHOOL	CHEROKEE	1,093	ACADEMICALLY ACCEPTABLE	★★★★★☆☆	● 30	26	37	LOW	7,138

\*\* Insufficient data

Composite Progress Percentile: ● 80-99 ● 60-79 ○ 40-59 ● 20-39 ● LESS THAN 20

SCHOOL TYPE/ DISTRICT NAME	CAMPUS NAME	COUNTY	ENROLL- MENT	2008-2009 ACCOUNTABILITY RATING	FAST RATING	COMPOSITE PROGRESS PERCENTILE	MATH PROGRESS PERCENTILE	READING PROGRESS PERCENTILE	SPENDING INDEX	ADJUSTED SPENDING PER PUPIL
<b>JACKSONVILLE ISD (CONCLUDED)</b>										
ELEMENTARY AND SECONDARY	COMPASS CENTER	CHEROKEE	36	NOT RATED: OTHER	**	**	**	**	**	**
<b>JAMIE'S HOUSE CHARTER SCHOOL (C)</b>										
ELEMENTARY AND SECONDARY	JAMIE'S HOUSE CHARTER SCHOOL (C)	HARRIS	79	AEA: ACADEMICALLY ACCEPTABLE	**	**	**	**	VERY HIGH	\$9,568
<b>JARRELL ISD</b>										
ELEMENTARY	JARRELL ELEMENTARY SCHOOL	WILLIAMSON	453	ACADEMICALLY ACCEPTABLE	★★★★☆	○ 40	38	41	HIGH	5,705
MIDDLE	JARRELL MIDDLE SCHOOL	WILLIAMSON	175	RECOGNIZED	★★★★☆	● 18	15	27	HIGH	6,889
SECONDARY	JARRELL HIGH SCHOOL	WILLIAMSON	247	EXEMPLARY	★★★★☆	◐ 64	63	63	HIGH	7,675
<b>JASPER ISD</b>										
ELEMENTARY	JEAN C FEW PRIMARY SCHOOL	JASPER	854	EXEMPLARY		**	**	**	VERY HIGH	6,703
	PARNELL ELEMENTARY SCHOOL	JASPER	417	EXEMPLARY	★★★★☆	● 82	85	77	HIGH	7,318
MIDDLE	JASPER JUNIOR HIGH SCHOOL	JASPER	416	ACADEMICALLY ACCEPTABLE	★★★★☆	● 4	3	11	HIGH	8,363
	JH ROWE INTERMEDIATE SCHOOL	JASPER	403	RECOGNIZED	★★★★☆	● 17	5	44	LOW	7,497
SECONDARY	JASPER HIGH SCHOOL	JASPER	685	ACADEMICALLY ACCEPTABLE	★★★★☆	◐ 38	11	73	AVERAGE	8,029
	STARS (SOUTHEAST TEXAS ACADEMIC RECOVERY SCHOOL)	JASPER	55	AEA: ACADEMICALLY ACCEPTABLE	**	**	**	**	LOW	7,148
<b>JAYTON-GIRARD ISD</b>										
ELEMENTARY AND SECONDARY	JAYTON SCHOOLS	KENT	142	RECOGNIZED	★★★★☆	○ 47	40	53	VERY HIGH	14,127
<b>JEAN MASSIEU ACADEMY (C)</b>										
ELEMENTARY AND SECONDARY	JEAN MASSIEU ACADEMY (C)	DALLAS	91	ACADEMICALLY UNACCEPTABLE	★★★★☆	● 3	7	3	LOW	7,591
<b>JEFFERSON ISD</b>										
ELEMENTARY	JEFFERSON ELEMENTARY SCHOOL	MARION	358	RECOGNIZED	★★★★☆	◐ 67	88	36	HIGH	7,381
	JEFFERSON PRIMARY SCHOOL	MARION	156	NOT RATED: OTHER	**	**	**	**	VERY HIGH	8,062
MIDDLE	JEFFERSON JUNIOR HIGH SCHOOL	MARION	370	ACADEMICALLY ACCEPTABLE	★★★★☆	● 8	7	17	VERY HIGH	8,923
SECONDARY	JEFFERSON HIGH SCHOOL	MARION	347	ACADEMICALLY ACCEPTABLE	★★★★☆	◐ 26	13	47	LOW	8,774
<b>JESSE JACKSON ACADEMY (C)</b>										
SECONDARY	JESSE JACKSON ACADEMY (C)	HARRIS	242	AEA: ACADEMICALLY ACCEPTABLE	**	**	**	**	**	**
<b>JIM HOGG COUNTY ISD</b>										
ELEMENTARY	HEBBRONVILLE ELEMENTARY SCHOOL	JIM HOGG	606	RECOGNIZED	★★★★☆	◐ 73	70	75	HIGH	7,274
MIDDLE	HEBBRONVILLE JUNIOR HIGH SCHOOL	JIM HOGG	221	ACADEMICALLY UNACCEPTABLE	★★★★☆	● 5	12	4	HIGH	10,376
SECONDARY	HEBBRONVILLE HIGH SCHOOL	JIM HOGG	300	RECOGNIZED	★★★★☆	◐ 62	60	62	VERY HIGH	10,907
<b>JIM NED CISD</b>										
ELEMENTARY	BUFFALO GAP ELEMENTARY SCHOOL	TAYLOR	222	EXEMPLARY	★★★★☆	● 85	87	81	LOW	6,465
	LAWN ELEMENTARY SCHOOL	TAYLOR	227	EXEMPLARY	★★★★☆	◐ 70	68	71	HIGH	7,370
MIDDLE	JIM NED MIDDLE SCHOOL	TAYLOR	240	RECOGNIZED	★★★★☆	● 10	9	17	AVERAGE	7,051
SECONDARY	JIM NED HIGH SCHOOL	TAYLOR	321	RECOGNIZED	★★★★☆	○ 44	16	74	AVERAGE	7,298
<b>JOAQUIN ISD</b>										
ELEMENTARY	JOAQUIN ELEMENTARY SCHOOL	SHELBY	401	EXEMPLARY	★★★★☆	● 83	87	78	HIGH	7,551
MIDDLE	JOAQUIN JUNIOR HIGH SCHOOL	SHELBY	102	EXEMPLARY	★★★★☆	○ 46	60	28	HIGH	7,174
SECONDARY	JOAQUIN HIGH SCHOOL	SHELBY	202	EXEMPLARY	★★★★☆	○ 42	42	40	VERY HIGH	11,808
<b>JOHN H WOOD JR PUBLIC CHARTER DISTRICT (C)</b>										
MIDDLE	JOHN H WOOD JR CHARTER SCHOOL AT AFTON OAKS (C)	BEXAR	20	AEA: NOT RATED - OTHER	**	**	**	**	**	**
SECONDARY	JOHN H WOOD JR CHARTER SCHOOL GRANBURY (C)	BEXAR	50	AEA: ACADEMICALLY ACCEPTABLE	**	**	**	**	**	**
ELEMENTARY AND SECONDARY	JOHN H WOOD JR CHARTER SCHOOL AT HUEBNER ROAD (C)	BEXAR	88	AEA: ACADEMICALLY ACCEPTABLE	**	**	**	**	HIGH	13,381
	JOHN H WOOD JR CHARTER SCHOOL HAYS CO JUVENILE RESOURCE CENTER (C)	BEXAR	120	AEA: ACADEMICALLY ACCEPTABLE	**	**	**	**	HIGH	10,812
	ROCKDALE (C)	BEXAR	59	AEA: ACADEMICALLY ACCEPTABLE	**	**	**	**	**	**
<b>JOHNSON CITY ISD</b>										
ELEMENTARY	LYNDON B JOHNSON ELEMENTARY SCHOOL	BLANCO	278	EXEMPLARY	★★★★☆	● 87	94	74	HIGH	7,956
MIDDLE	LYNDON B JOHNSON MIDDLE SCHOOL	BLANCO	206	RECOGNIZED	★★★★☆	◐ 24	19	34	LOW	6,732
SECONDARY	LYNDON B JOHNSON HIGH SCHOOL	BLANCO	206	ACADEMICALLY ACCEPTABLE	★★★★☆	◐ 34	24	48	HIGH	9,956

\*\* Insufficient data

Composite Progress Percentile: ● 80-99 ◐ 60-79 ○ 40-59 ◐ 20-39 ● LESS THAN 20

SCHOOL TYPE/ DISTRICT NAME	CAMPUS NAME	COUNTY	ENROLL- MENT	2008-2009 ACCOUNTABILITY RATING	FAST RATING	COMPOSITE PROGRESS PERCENTILE	MATH PROGRESS PERCENTILE	READING PROGRESS PERCENTILE	SPENDING INDEX	ADJUSTED SPENDING PER PUPIL
<b>JONESBORO ISD</b>										
ELEMENTARY AND SECONDARY	JONESBORO SCHOOL	CORYELL	157	ACADEMICALLY ACCEPTABLE	★★★★☆	22	17	32	LOW	\$7,332
<b>JOSHUA ISD</b>										
ELEMENTARY	AG ELDER ELEMENTARY SCHOOL	JOHNSON	509	EXEMPLARY	★★★★☆	74	73	74	HIGH	5,245
	CADDO GROVE ELEMENTARY SCHOOL	JOHNSON	558	RECOGNIZED	★★★★☆	54	54	50	AVERAGE	5,650
	HD STAPLES ELEMENTARY SCHOOL	JOHNSON	466	RECOGNIZED	★★★★☆	45	47	39	HIGH	5,731
	NORTH JOSHUA ELEMENTARY SCHOOL	JOHNSON	625	EXEMPLARY	★★★★☆	81	81	79	AVERAGE	4,628
	PLUM CREEK ELEMENTARY SCHOOL	JOHNSON	457	EXEMPLARY	★★★★☆	76	75	76	HIGH	5,985
MIDDLE	JOHNSON COUNTY JJAEP	JOHNSON	1	NOT RATED: OTHER	**	**	**	**	**	**
	RC LOFTON MIDDLE SCHOOL	JOHNSON	737	ACADEMICALLY ACCEPTABLE	★★★★☆	5	13	5	AVERAGE	5,877
SECONDARY	JOSHUA HIGH SCHOOL	JOHNSON	1,215	RECOGNIZED	★★★★☆	43	43	41	HIGH	5,734
	NEW HORIZON HIGH SCHOOL	JOHNSON	69	AEA: ACADEMICALLY ACCEPTABLE	**	**	**	**	AVERAGE	8,068
<b>JOURDANTON ISD</b>										
ELEMENTARY	JOURDANTON ELEMENTARY SCHOOL	ATASCOSA	610	RECOGNIZED	★★★★☆	80	80	78	LOW	4,650
MIDDLE	JOURDANTON JUNIOR HIGH SCHOOL	ATASCOSA	273	RECOGNIZED	★★★★☆	23	39	13	VERY HIGH	7,538
	THE LARRY BROWN SCHOOL	ATASCOSA	3	NOT RATED: OTHER	**	**	**	**	**	**
SECONDARY	JOURDANTON HIGH SCHOOL	ATASCOSA	350	ACADEMICALLY ACCEPTABLE	★★★★☆	11	6	25	HIGH	7,157
ELEMENTARY AND SECONDARY	ATASCOSA COUNTY JUVENILE JUSTICE CENTER SCHOOL	ATASCOSA	17	NOT RATED: OTHER	**	**	**	**	**	**
	BIGFOOT ALTERNATIVE CENTER	ATASCOSA	4	NOT RATED: OTHER	**	**	**	**	**	**
<b>JUAN B GALAVIZ CHARTER SCHOOL (C)</b>										
SECONDARY	JUAN B GALAVIZ CHARTER SCHOOL (C)	HARRIS	64	AEA: ACADEMICALLY UNACCEPTABLE	**	**	**	**	VERY LOW	3,858
<b>JUBILEE ACADEMIC CENTER (C)</b>										
MIDDLE	BCFS – HARLINGEN (C)	BEXAR	78	AEA: NOT RATED - OTHER	**	**	**	**	**	**
	BCFS – SAN ANTONIO (C)	BEXAR	27	AEA: ACADEMICALLY ACCEPTABLE	**	**	**	**	**	**
ELEMENTARY AND SECONDARY	ALPHA ACADEMY (C)	BEXAR	120	ACADEMICALLY ACCEPTABLE	**	**	**	**	AVERAGE	5,935
	JUBILEE ACADEMY (C)	BEXAR	452	RECOGNIZED	★★★★☆	30	12	58	LOW	5,098
<b>JUDSON ISD</b>										
ELEMENTARY	CANDLEWOOD ELEMENTARY SCHOOL	BEXAR	774	ACADEMICALLY ACCEPTABLE	★★★★☆	30	66	6	VERY HIGH	6,121
	CONVERSE ELEMENTARY SCHOOL	BEXAR	664	EXEMPLARY	★★★★☆	74	70	76	VERY HIGH	5,968
	CORONADO VILLAGE ELEMENTARY SCHOOL	BEXAR	417	RECOGNIZED	★★★★☆	72	80	63	VERY HIGH	7,272
	CRESTVIEW ELEMENTARY SCHOOL	BEXAR	609	EXEMPLARY	★★★★☆	73	74	72	VERY HIGH	6,709
	ED FRANZ ELEMENTARY SCHOOL	BEXAR	489	RECOGNIZED	★★★★☆	36	42	30	HIGH	6,095
	ELOLF ELEMENTARY SCHOOL	BEXAR	905	EXEMPLARY	★★★★☆	78	79	75	HIGH	5,184
	HOPKINS ELEMENTARY SCHOOL	BEXAR	831	RECOGNIZED	★★★★☆	63	84	32	HIGH	5,945
	MARY LOU HARTMAN ELEMENTARY SCHOOL	BEXAR	838	RECOGNIZED	★★★★☆	59	70	42	AVERAGE	5,744
	MILLER POINT ELEMENTARY SCHOOL	BEXAR	603	RECOGNIZED	★★★★☆	44	57	27	HIGH	6,158
	OLYMPIA ELEMENTARY SCHOOL	BEXAR	744	EXEMPLARY	★★★★☆	53	42	61	HIGH	4,933
	PARK VILLAGE ELEMENTARY SCHOOL	BEXAR	661	ACADEMICALLY ACCEPTABLE	★★★★☆	4	28	1	VERY HIGH	6,407
	RICARDO SALINAS ELEMENTARY SCHOOL	BEXAR	823	RECOGNIZED	★★★★☆	57	68	41	HIGH	5,101
	SPRING MEADOWS ELEMENTARY SCHOOL	BEXAR	730	ACADEMICALLY ACCEPTABLE	★★★★☆	13	46	3	VERY HIGH	6,399
	THOMPSON CENTER	BEXAR	8	NOT RATED: OTHER	**	**	**	**	**	**
	WILLIAM PASCHALL ELEMENTARY SCHOOL	BEXAR	746	RECOGNIZED	★★★★☆	60	75	38	AVERAGE	5,652
	WOODLAKE ELEMENTARY SCHOOL	BEXAR	834	EXEMPLARY	★★★★☆	36	47	25	LOW	5,126
MIDDLE	HENRY METZGER MIDDLE SCHOOL	BEXAR	1,326	ACADEMICALLY ACCEPTABLE	★★★★☆	5	4	12	AVERAGE	5,232
	KIRBY MIDDLE SCHOOL	BEXAR	909	ACADEMICALLY ACCEPTABLE	★★★★☆	12	13	16	VERY HIGH	6,985
	KITTY HAWK MIDDLE SCHOOL	BEXAR	1,374	ACADEMICALLY ACCEPTABLE	★★★★☆	33	41	25	HIGH	5,662
	WOODLAKE HILLS MIDDLE SCHOOL	BEXAR	1,168	ACADEMICALLY ACCEPTABLE	★★★★☆	19	11	35	AVERAGE	5,480
SECONDARY	JUDSON HIGH SCHOOL	BEXAR	3,138	ACADEMICALLY ACCEPTABLE	★★★★☆	25	14	44	HIGH	5,811
	JUDSON LEARNING ACADEMY	BEXAR	61	AEA: ACADEMICALLY ACCEPTABLE	**	**	**	**	AVERAGE	8,905
	KAREN WAGNER HIGH SCHOOL	BEXAR	2,528	ACADEMICALLY ACCEPTABLE	★★★★☆	14	4	39	AVERAGE	5,411
ELEMENTARY AND SECONDARY	JUDSON ALTERNATIVE SCHOOL	BEXAR	76	NOT RATED: OTHER	**	**	**	**	**	**

\*\* Insufficient data

Composite Progress Percentile: ● 80-99 ● 60-79 ○ 40-59 ● 20-39 ● LESS THAN 20

SCHOOL TYPE/ DISTRICT NAME	CAMPUS NAME	COUNTY	ENROLL- MENT	2008-2009 ACCOUNTABILITY RATING	FAST RATING	COMPOSITE PROGRESS PERCENTILE	MATH PROGRESS PERCENTILE	READING PROGRESS PERCENTILE	SPENDING INDEX	ADJUSTED SPENDING PER PUPIL
<b>JUNCTION ISD</b>										
ELEMENTARY	JUNCTION ELEMENTARY SCHOOL	KIMBLE	300	RECOGNIZED	★★★★★☆☆	○ 57	41	70	VERY HIGH	\$8,363
MIDDLE	JUNCTION MIDDLE SCHOOL	KIMBLE	156	RECOGNIZED	★★★★★☆☆	● 7	6	13	AVERAGE	7,781
SECONDARY	JUNCTION HIGH SCHOOL	KIMBLE	209	ACADEMICALLY ACCEPTABLE	★★★★★☆☆	◐ 38	16	66	HIGH	9,287
<b>KARNACK ISD</b>										
ELEMENTARY	GEORGE WASHINGTON CARVER ELEMENTARY SCHOOL	HARRISON	121	RECOGNIZED	★★★★★☆☆	○ 49	52	43	HIGH	7,514
SECONDARY	KARNACK HIGH SCHOOL	HARRISON	73	EXEMPLARY	★★★★★☆☆	◐ 36	54	18	VERY HIGH	11,977
<b>KARNES CITY ISD</b>										
ELEMENTARY	ROGER E SIDES ELEMENTARY SCHOOL	KARNES	475	EXEMPLARY	★★★★★☆☆	● 96	98	89	HIGH	7,139
MIDDLE	KARNES CITY ISD DAEP	KARNES	2	NOT RATED: OTHER		**	**	**	**	**
	KARNES CITY JUNIOR HIGH SCHOOL	KARNES	194	RECOGNIZED	★★★★★☆☆	● 18	33	12	VERY HIGH	10,294
SECONDARY	KARNES CITY HIGH SCHOOL	KARNES	257	RECOGNIZED	★★★★★☆☆	◐ 31	26	38	AVERAGE	9,738
	KARNES CITY JJAEP	KARNES	4	NOT RATED: OTHER	**	**	**	**	**	**
<b>KATHERINE ANNE PORTER SCHOOL (C)</b>										
SECONDARY	KATHERINE ANNE PORTER SCHOOL (C)	HAYS	121	ACADEMICALLY ACCEPTABLE	★★★★★☆☆	● 7	5	17	AVERAGE	7,647
<b>KATY ISD</b>										
ELEMENTARY	BEAR CREEK ELEMENTARY SCHOOL	HARRIS	775	RECOGNIZED	★★★★★☆☆	● 82	84	78	AVERAGE	5,598
	BONNIE HOLLAND ELEMENTARY SCHOOL	HARRIS	878	EXEMPLARY	**	**	**	**	**	**
	CIMARRON ELEMENTARY SCHOOL	HARRIS	729	RECOGNIZED	★★★★★☆☆	○ 59	51	65	AVERAGE	5,093
	DIANE WINBORN ELEMENTARY SCHOOL	HARRIS	826	EXEMPLARY	★★★★★☆☆	● 94	93	92	AVERAGE	5,462
	EDNA MAE FIELDER ELEMENTARY SCHOOL	HARRIS	981	EXEMPLARY	★★★★★☆☆	● 96	92	96	LOW	5,020
	FRANZ ELEMENTARY SCHOOL	HARRIS	939	RECOGNIZED	★★★★★☆☆	● 80	77	80	LOW	5,157
	GRIFFIN ELEMENTARY SCHOOL	HARRIS	949	EXEMPLARY	★★★★★☆☆	● 93	87	94	VERY LOW	4,241
	HAZEL S PATTISON ELEMENTARY SCHOOL	HARRIS	802	EXEMPLARY	★★★★★☆☆	● 95	87	97	AVERAGE	5,051
	JACK & SHARON RHOADS ELEMENTARY SCHOOL	HARRIS	905	RECOGNIZED	★★★★★☆☆	◐ 76	82	69	LOW	5,160
	JAMES E WILLIAMS ELEMENTARY SCHOOL	HARRIS	971	EXEMPLARY	★★★★★☆☆	● 88	69	95	LOW	4,323
	JEAN & BETTY SCHMALZ ELEMENTARY SCHOOL	HARRIS	1,205	EXEMPLARY	★★★★★☆☆	● 97	88	98	AVERAGE	5,231
	JEANETTE HAYES ELEMENTARY SCHOOL	HARRIS	834	EXEMPLARY	★★★★★☆☆	● 97	94	97	LOW	4,795
	JOELLA EXLEY ELEMENTARY SCHOOL	HARRIS	1,107	EXEMPLARY	★★★★★☆☆	● 84	63	93	LOW	4,455
	KATY ELEMENTARY SCHOOL	HARRIS	594	EXEMPLARY	★★★★★☆☆	◐ 79	78	78	LOW	5,304
	LORAINET GOLBOW ELEMENTARY SCHOOL	HARRIS	813	RECOGNIZED	★★★★★☆☆	○ 56	40	69	LOW	5,439
	MAURICE L WOLFE ELEMENTARY SCHOOL	HARRIS	433	EXEMPLARY	★★★★★☆☆	◐ 71	61	78	VERY HIGH	6,568
	MAYDE CREEK ELEMENTARY SCHOOL	HARRIS	770	RECOGNIZED	★★★★★☆☆	● 96	89	97	AVERAGE	5,582
	MCREOBERTS ELEMENTARY SCHOOL	HARRIS	965	RECOGNIZED	★★★★★☆☆	● 97	89	99	AVERAGE	5,309
	MEMORIAL PARKWAY ELEMENTARY SCHOOL	HARRIS	720	RECOGNIZED	★★★★★☆☆	◐ 73	76	68	AVERAGE	5,748
	MORTON RANCH ELEMENTARY SCHOOL	HARRIS	486	ACADEMICALLY ACCEPTABLE	**	**	**	**	**	**
	NOTTINGHAM COUNTRY ELEMENTARY SCHOOL	HARRIS	663	EXEMPLARY	★★★★★☆☆	● 93	81	96	LOW	5,556
	ODESSA KILPATRICK ELEMENTARY SCHOOL	HARRIS	1,137	EXEMPLARY	★★★★★☆☆	● 94	87	95	VERY LOW	4,391
	PROJECT TYKE	HARRIS	2	NOT RATED: OTHER	**	**	**	**	**	**
	ROBERT KING ELEMENTARY SCHOOL	HARRIS	805	RECOGNIZED	★★★★★☆☆	● 83	75	86	HIGH	5,598
	ROBERTA WRIGHT RYLANDER ELEMENTARY SCHOOL	HARRIS	1,158	EXEMPLARY	★★★★★☆☆	◐ 79	73	81	LOW	4,163
	ROOSEVELT ALEXANDER ELEMENTARY SCHOOL	HARRIS	1,229	EXEMPLARY	★★★★★☆☆	● 91	67	98	VERY LOW	4,260
	SUE CREECH ELEMENTARY SCHOOL	HARRIS	892	EXEMPLARY	★★★★★☆☆	● 96	91	96	LOW	4,810
	SUNDOWN ELEMENTARY SCHOOL	HARRIS	877	RECOGNIZED	★★★★★☆☆	● 81	73	85	VERY HIGH	5,797
	URSULA STEPHENS ELEMENTARY SCHOOL	HARRIS	807	RECOGNIZED	**	**	**	**	**	**
	WEST MEMORIAL ELEMENTARY SCHOOL	HARRIS	683	RECOGNIZED	★★★★★☆☆	◐ 76	77	74	AVERAGE	5,254
	WOODCREEK ELEMENTARY SCHOOL	HARRIS	980	EXEMPLARY	**	**	**	**	**	**
	ZELMA HUTSELL ELEMENTARY SCHOOL	HARRIS	769	EXEMPLARY	★★★★★☆☆	● 99	98	99	HIGH	5,657
MIDDLE	BECKENDORFF JUNIOR HIGH SCHOOL	HARRIS	1,361	EXEMPLARY	★★★★★☆☆	○ 58	63	48	VERY LOW	3,840
	CARDIFF JUNIOR HIGH SCHOOL	HARRIS	1,021	ACADEMICALLY ACCEPTABLE	**	**	**	**	**	**
	CINCO RANCH JUNIOR HIGH SCHOOL	HARRIS	1,060	RECOGNIZED	★★★★★☆☆	◐ 39	41	35	VERY LOW	4,222
	GARLAND MCMEANS JR HIGH SCHOOL	HARRIS	1,214	EXEMPLARY	★★★★★☆☆	○ 46	55	33	LOW	4,185
	KATY JUNIOR HIGH SCHOOL	HARRIS	1,216	RECOGNIZED	★★★★★☆☆	● 17	20	19	AVERAGE	5,287

\*\* Insufficient data

Composite Progress Percentile: ● 80-99 ◐ 60-79 ○ 40-59 ◐ 20-39 ● LESS THAN 20

SCHOOL TYPE/ DISTRICT NAME	CAMPUS NAME	COUNTY	ENROLL- MENT	2008-2009 ACCOUNTABILITY RATING	FAST RATING	COMPOSITE PROGRESS PERCENTILE	MATH PROGRESS PERCENTILE	READING PROGRESS PERCENTILE	SPENDING INDEX	ADJUSTED SPENDING PER PUPIL
<b>KATY ISD (CONCLUDED)</b>										
	MAYDE CREEK JUNIOR HIGH SCHOOL	HARRIS	1,063	ACADEMICALLY ACCEPTABLE	★★★★☆	25	26	27	AVERAGE	\$5,088
	MEMORIAL PARKWAY JUNIOR HIGH SCHOOL	HARRIS	968	RECOGNIZED	★★★★☆	28	24	36	LOW	4,963
	MORTON RANCH JUNIOR HIGH SCHOOL	HARRIS	1,284	ACADEMICALLY ACCEPTABLE	★★★★☆	42	31	54	LOW	4,783
	RODGER & ELLEN BECK JUNIOR HIGH SCHOOL	HARRIS	1,179	EXEMPLARY	★★★★☆	40	52	25	LOW	4,226
	TH MCDONALD JUNIOR HIGH SCHOOL	HARRIS	828	RECOGNIZED	★★★★☆	43	51	32	AVERAGE	5,389
	WEST MEMORIAL JUNIOR HIGH SCHOOL	HARRIS	790	ACADEMICALLY ACCEPTABLE	★★★★☆	30	27	35	LOW	5,507
	WOODCREEK JUNIOR HIGH SCHOOL	HARRIS	919	EXEMPLARY	**	**	**	**	**	**
SECONDARY	CINCO RANCH HIGH SCHOOL	HARRIS	2,835	EXEMPLARY	★★★★☆	54	52	52	LOW	4,344
	FORT BEND COUNTY ALTERNATIVE SCHOOL	HARRIS	1	NOT RATED: OTHER	**	**	**	**	**	**
	HARRIS COUNTY SCHOOL FOR ACCELERATED LEARNING	HARRIS	7	NOT RATED: OTHER	**	**	**	**	**	**
	KATY HIGH SCHOOL	HARRIS	2,640	RECOGNIZED	★★★★☆	38	36	40	AVERAGE	4,958
	MAYDE CREEK HIGH SCHOOL	HARRIS	2,644	RECOGNIZED	★★★★☆	31	30	34	AVERAGE	5,202
	MORTON RANCH HIGH SCHOOL	HARRIS	2,904	RECOGNIZED	★★★★☆	47	46	45	AVERAGE	4,855
	RAINES HIGH SCHOOL	HARRIS	150	AEA: ACADEMICALLY ACCEPTABLE	**	**	**	**	AVERAGE	7,799
	SEVEN LAKES HIGH SCHOOL	HARRIS	2,772	EXEMPLARY	★★★★☆	62	54	67	AVERAGE	4,681
	TAYLOR HIGH SCHOOL	HARRIS	2,601	RECOGNIZED	★★★★☆	61	66	52	LOW	4,572
ELEMENTARY AND SECONDARY	OPPORTUNITY AWARENESS CENTER	HARRIS	50	NOT RATED: OTHER	**	**	**	**	**	**
<b>KAUFMAN ISD</b>										
ELEMENTARY	HELEN EDWARD EARLY CHILDHOOD CENTER	KAUFMAN	439	NOT RATED: OTHER	**	**	**	**	VERY LOW	4,655
	MONDAY PRIMARY SCHOOL	KAUFMAN	639	EXEMPLARY	**	**	**	**	VERY LOW	4,030
	PHILLIPS ELEMENTARY SCHOOL	KAUFMAN	509	EXEMPLARY	★★★★☆	61	80	35	VERY LOW	4,658
MIDDLE	LUCILLE NASH INTERMEDIATE SCHOOL	KAUFMAN	524	RECOGNIZED	★★★★☆	60	71	43	VERY LOW	4,272
	NORMAN JUNIOR HIGH SCHOOL	KAUFMAN	545	RECOGNIZED	★★★★☆	3	13	2	VERY LOW	4,440
SECONDARY	ALTERNATIVE LEARNING CENTER	KAUFMAN	38	AEA: ACADEMICALLY ACCEPTABLE	**	**	**	**	**	**
	KAUFMAN HIGH SCHOOL	KAUFMAN	930	RECOGNIZED	★★★★☆	25	16	39	VERY LOW	5,345
<b>KEENE ISD</b>										
ELEMENTARY	KEENE ELEMENTARY SCHOOL	JOHNSON	397	EXEMPLARY	**	**	**	**	AVERAGE	5,375
MIDDLE	KEENE JUNIOR HIGH SCHOOL	JOHNSON	187	EXEMPLARY	★★★★☆	92	92	88	AVERAGE	6,787
SECONDARY	ALTERNATIVE LEARNING CENTER	JOHNSON	5	AEA: ACADEMICALLY ACCEPTABLE	**	**	**	**	**	**
	KEENE JJAEP	JOHNSON	1	NOT RATED: OTHER	**	**	**	**	**	**
	KEENE WANDA R SMITH HIGH SCHOOL	JOHNSON	207	RECOGNIZED	★★★★☆	68	47	84	LOW	7,414
<b>KELLER ISD</b>										
ELEMENTARY	BASSWOOD ELEMENTARY SCHOOL	TARRANT	306	ACADEMICALLY ACCEPTABLE		**	**	**	**	**
	BETTE PEROT ELEMENTARY SCHOOL	TARRANT	628	EXEMPLARY	★★★★☆	72	54	84	LOW	4,652
	BLUEBONNET ELEMENTARY SCHOOL	TARRANT	692	EXEMPLARY	★★★★☆	98	88	99	AVERAGE	4,804
	CAPROCK ELEMENTARY SCHOOL	TARRANT	498	RECOGNIZED	**	**	**	**	**	**
	EAGLE RIDGE ELEMENTARY SCHOOL	TARRANT	568	EXEMPLARY	**	**	**	**	**	**
	FLORENCE ELEMENTARY SCHOOL	TARRANT	543	EXEMPLARY	★★★★☆	75	56	87	LOW	5,106
	FREEDOM ELEMENTARY SCHOOL	TARRANT	484	EXEMPLARY	★★★★☆	54	55	50	HIGH	5,636
	FRIENDSHIP ELEMENTARY SCHOOL	TARRANT	590	RECOGNIZED	★★★★☆	37	34	42	VERY LOW	4,756
	HERITAGE ELEMENTARY SCHOOL	TARRANT	561	RECOGNIZED	★★★★☆	81	74	85	LOW	5,290
	HIDDEN LAKES ELEMENTARY SCHOOL	TARRANT	765	EXEMPLARY	★★★★☆	74	56	86	LOW	4,517
	INDEPENDENCE ELEMENTARY SCHOOL	TARRANT	742	RECOGNIZED	★★★★☆	83	84	80	LOW	4,393
	KELLER-HARVEL ELEMENTARY SCHOOL	TARRANT	513	EXEMPLARY	★★★★☆	72	60	80	AVERAGE	5,504
	LIBERTY ELEMENTARY SCHOOL	TARRANT	398	EXEMPLARY	★★★★☆	36	34	39	HIGH	5,985
	LONE STAR ELEMENTARY SCHOOL	TARRANT	711	EXEMPLARY	★★★★☆	79	78	79	VERY LOW	4,571
	NORTH RIVERSIDE ELEMENTARY SCHOOL	TARRANT	658	EXEMPLARY	★★★★☆	75	71	76	AVERAGE	5,160
	PARK GLEN ELEMENTARY SCHOOL	TARRANT	530	EXEMPLARY	★★★★☆	68	64	69	AVERAGE	5,156
	PARKVIEW ELEMENTARY SCHOOL	TARRANT	713	EXEMPLARY	★★★★☆	78	55	91	HIGH	5,122
	SHADY GROVE ELEMENTARY SCHOOL	TARRANT	469	EXEMPLARY	★★★★☆	80	78	80	HIGH	5,768
	WHITLEY ROAD ELEMENTARY SCHOOL	TARRANT	586	RECOGNIZED	★★★★☆	49	52	42	HIGH	5,678

\*\* Insufficient data

Composite Progress Percentile: ● 80-99 ● 60-79 ○ 40-59 ● 20-39 ● LESS THAN 20

SCHOOL TYPE/ DISTRICT NAME	CAMPUS NAME	COUNTY	ENROLL- MENT	2008-2009 ACCOUNTABILITY RATING	FAST RATING	COMPOSITE PROGRESS PERCENTILE	MATH PROGRESS PERCENTILE	READING PROGRESS PERCENTILE	SPENDING INDEX	ADJUSTED SPENDING PER PUPIL
<b>KELLER ISD (CONCLUDED)</b>										
	WILLIS LANE ELEMENTARY SCHOOL	TARRANT	598	EXEMPLARY	★★★★★☆☆	73	69	76	AVERAGE	\$5,144
	WOODLAND SPRINGS ELEMENTARY SCHOOL	TARRANT	633	RECOGNIZED	★★★★★☆☆	55	49	59	AVERAGE	4,843
MIDDLE	BEAR CREEK INTERMEDIATE SCHOOL	TARRANT	845	EXEMPLARY	★★★★★☆☆	77	70	82	LOW	4,694
	CHISHOLM TRAIL INTERMEDIATE SCHOOL	TARRANT	1,085	RECOGNIZED	★★★★★☆☆	56	50	60	AVERAGE	4,601
	FOSSIL HILL MIDDLE SCHOOL	TARRANT	1,063	RECOGNIZED	★★★★★☆☆	57	51	61	HIGH	5,038
	HILLWOOD MIDDLE SCHOOL	TARRANT	1,055	RECOGNIZED	★★★★★☆☆	36	47	25	LOW	4,426
	INDIAN SPRINGS MIDDLE SCHOOL	TARRANT	955	RECOGNIZED	★★★★★☆☆	31	38	25	AVERAGE	4,763
	KELLER MIDDLE SCHOOL	TARRANT	898	EXEMPLARY	★★★★★☆☆	27	35	22	HIGH	5,067
	PARKWOOD HILL INTERMEDIATE SCHOOL	TARRANT	1,111	RECOGNIZED	★★★★★☆☆	71	65	74	LOW	4,434
	SOUTH KELLER INTERMEDIATE SCHOOL	TARRANT	909	EXEMPLARY	★★★★★☆☆	76	66	82	AVERAGE	4,508
	TRINITY MEADOWS INTERMEDIATE SCHOOL	TARRANT	995	RECOGNIZED	★★★★★☆☆	77	62	86	AVERAGE	4,547
	TRINITY SPRINGS MIDDLE SCHOOL	TARRANT	854	ACADEMICALLY ACCEPTABLE	★★★★★☆☆	24	20	32	AVERAGE	4,942
SECONDARY	CENTRAL HIGH SCHOOL	TARRANT	3,026	RECOGNIZED	★★★★★☆☆	51	34	66	AVERAGE	4,457
	FOSSIL RIDGE HIGH SCHOOL	TARRANT	2,290	RECOGNIZED	★★★★★☆☆	41	33	51	LOW	4,875
	KELLER HIGH SCHOOL	TARRANT	2,860	RECOGNIZED	★★★★★☆☆	48	31	64	HIGH	4,678
	NEW DIRECTION HIGH SCHOOL	TARRANT	40	AEA: ACADEMICALLY ACCEPTABLE	**	**	**	**	**	**
	TARRANT CO JJAEP	TARRANT	1	NOT RATED: OTHER	**	**	**	**	**	**
<b>KELTON ISD</b>										
ELEMENTARY AND SECONDARY	KELTON SCHOOL	WHEELER	130	ACADEMICALLY ACCEPTABLE	★★★★★☆☆	38	64	14	VERY HIGH	11,698
<b>KEMP ISD</b>										
ELEMENTARY	KEMP INTERMEDIATE SCHOOL	KAUFMAN	353	RECOGNIZED	★★★★★☆☆	17	35	8	VERY LOW	4,758
	KEMP PRIMARY SCHOOL	KAUFMAN	505	EXEMPLARY	**	**	**	**	VERY LOW	4,211
MIDDLE	KEMP JUNIOR HIGH SCHOOL	KAUFMAN	238	RECOGNIZED	★★★★★☆☆	12	8	24	LOW	5,434
SECONDARY	KEMP HIGH SCHOOL	KAUFMAN	472	ACADEMICALLY ACCEPTABLE	★★★★★☆☆	7	4	18	VERY LOW	4,826
<b>KENDLETON ISD</b>										
ELEMENTARY	POWELL POINT ELEMENTARY SCHOOL	FORT BEND	80	ACADEMICALLY UNACCEPTABLE	★★★★★☆☆	21	25	22	HIGH	7,722
<b>KENEDY COUNTY WIDE CSD</b>										
ELEMENTARY	SARITA ELEMENTARY SCHOOL	KENEDY	88	RECOGNIZED	★★★★★☆☆	74	75	72	VERY HIGH	11,652
<b>KENEDY ISD</b>										
ELEMENTARY	KENEDY ELEMENTARY SCHOOL	KARNES	343	RECOGNIZED	★★★★★☆☆	40	19	64	AVERAGE	7,654
MIDDLE	KENEDY MIDDLE SCHOOL	KARNES	144	ACADEMICALLY ACCEPTABLE	★★★★★☆☆	27	22	36	HIGH	9,846
SECONDARY	KARNES COUNTY ACADEMY	KARNES	8	AEA: ACADEMICALLY ACCEPTABLE	**	**	**	**	**	**
	KARNES COUNTY ELITE SCHOOL	KARNES	2	NOT RATED: OTHER	**	**	**	**	**	**
	KENEDY HIGH SCHOOL	KARNES	201	ACADEMICALLY UNACCEPTABLE	★★★★★☆☆	20	10	38	AVERAGE	10,687
<b>KENNARD ISD</b>										
ELEMENTARY	KENNARD ELEMENTARY SCHOOL	HOUSTON	199	RECOGNIZED	★★★★★☆☆	50	76	19	HIGH	8,411
SECONDARY	KENNARD HIGH SCHOOL	HOUSTON	151	ACADEMICALLY ACCEPTABLE	★★★★★☆☆	4	9	4	VERY HIGH	11,777
<b>KENNEDALE ISD</b>										
ELEMENTARY	JAMES F DELANEY ELEMENTARY SCHOOL	TARRANT	747	EXEMPLARY	★★★★★☆☆	65	61	65	VERY LOW	4,389
	RF PATTERSON ELEMENTARY SCHOOL	TARRANT	505	RECOGNIZED	★★★★★☆☆	43	43	41	HIGH	5,400
MIDDLE	JAMES A ARTHUR INTERMEDIATE SCHOOL	TARRANT	495	RECOGNIZED	★★★★★☆☆	77	72	79	AVERAGE	4,991
	KENNEDALE JUNIOR HIGH SCHOOL	TARRANT	495	ACADEMICALLY ACCEPTABLE	★★★★★☆☆	11	10	18	AVERAGE	5,342
SECONDARY	KENNEDALE HIGH SCHOOL	TARRANT	914	RECOGNIZED	★★★★★☆☆	36	26	50	LOW	4,773
	TARRANT CO JJAEP	TARRANT	2	NOT RATED: OTHER	**	**	**	**	**	**
<b>KERENS ISD</b>										
ELEMENTARY AND SECONDARY	KERENS SCHOOL	NAVARRO	678	ACADEMICALLY ACCEPTABLE	★★★★★☆☆	35	46	24	HIGH	8,385
<b>KERMIT ISD</b>										
ELEMENTARY	EAST PRIMARY SCHOOL	WINKLER	381	ACADEMICALLY ACCEPTABLE	**	**	**	**	LOW	4,972
	PURPLE SAGE ELEMENTARY SCHOOL	WINKLER	277	ACADEMICALLY ACCEPTABLE	★★★★★☆☆	26	37	18	LOW	6,576
MIDDLE	KERMIT JUNIOR HIGH SCHOOL	WINKLER	266	ACADEMICALLY ACCEPTABLE	★★★★★☆☆	11	21	8	VERY HIGH	8,737
SECONDARY	KERMIT HIGH SCHOOL	WINKLER	360	ACADEMICALLY ACCEPTABLE	★★★★★☆☆	2	7	1	HIGH	8,343

\*\* Insufficient data

Composite Progress Percentile: ● 80-99 ● 60-79 ○ 40-59 ● 20-39 ● LESS THAN 20



SCHOOL TYPE/ DISTRICT NAME	CAMPUS NAME	COUNTY	ENROLL- MENT	2008-2009 ACCOUNTABILITY RATING	FAST RATING	COMPOSITE PROGRESS PERCENTILE	MATH PROGRESS PERCENTILE	READING PROGRESS PERCENTILE	SPENDING INDEX	ADJUSTED SPENDING PER PUPIL
<b>KERRVILLE ISD</b>										
ELEMENTARY	DANIELS ELEMENTARY SCHOOL	KERR	566	EXEMPLARY	★★★★☆	○ 48	64	27	AVERAGE	\$7,280
	EARLY CHILDHOOD CENTER	KERR	197	NOT RATED: OTHER	**	**	**	**	VERY HIGH	7,770
	FRED H TALLY ELEMENTARY SCHOOL	KERR	525	EXEMPLARY	★★★★☆	● 83	73	88	AVERAGE	6,851
	NIMITZ ELEMENTARY SCHOOL	KERR	540	RECOGNIZED	★★★★☆	○ 59	57	58	AVERAGE	6,491
	STARKEY ELEMENTARY SCHOOL	KERR	507	EXEMPLARY	★★★★☆	● 65	70	56	AVERAGE	6,513
MIDDLE	BT WILSON SIXTH GRADE SCHOOL	KERR	349	EXEMPLARY	★★★★☆	● 36	51	21	HIGH	7,321
	PETERSON MIDDLE SCHOOL	KERR	694	RECOGNIZED	★★★★☆	● 34	32	36	AVERAGE	7,218
SECONDARY	HILL COUNTRY HIGH SCHOOL	KERR	40	AEA: ACADEMICALLY ACCEPTABLE	**	**	**	**	HIGH	10,032
	KERR COUNTY JUVENILE DETENTION CENTER	KERR	10	AEA: ACADEMICALLY ACCEPTABLE	**	**	**	**	**	**
	TIVY HIGH SCHOOL	KERR	1,337	RECOGNIZED	★★★★☆	● 29	24	37	AVERAGE	7,139
<b>KILGORE ISD</b>										
ELEMENTARY	CHANDLER ELEMENTARY SCHOOL	GREGG	910	RECOGNIZED	**	**	**	**	VERY LOW	4,529
	KILGORE HEIGHTS ELEMENTARY SCHOOL	GREGG	539	NOT RATED: OTHER	**	**	**	**	LOW	5,399
	KILGORE INTERMEDIATE SCHOOL	GREGG	555	ACADEMICALLY ACCEPTABLE	★★★★☆	○ 53	50	54	AVERAGE	5,195
MIDDLE	MAUDE LAIRD MIDDLE SCHOOL	GREGG	720	ACADEMICALLY ACCEPTABLE	★★★★☆	○ 55	50	57	VERY HIGH	5,849
SECONDARY	KILGORE HIGH SCHOOL	GREGG	1,064	ACADEMICALLY ACCEPTABLE	★★★★☆	● 7	18	5	HIGH	6,590
<b>KILLEEN ISD</b>										
ELEMENTARY	BELLAIRE ELEMENTARY SCHOOL	BELL	530	RECOGNIZED	★★★★☆	● 32	23	44	VERY HIGH	7,104
	BROOKHAVEN ELEMENTARY SCHOOL	BELL	725	RECOGNIZED	★★★★☆	● 93	91	91	HIGH	5,931
	CEDAR VALLEY ELEMENTARY SCHOOL	BELL	664	RECOGNIZED	★★★★☆	● 92	88	92	VERY HIGH	6,157
	CLARKE ELEMENTARY SCHOOL	BELL	678	RECOGNIZED	**	**	**	**	VERY HIGH	6,135
	CLEAR CREEK ELEMENTARY SCHOOL	BELL	813	RECOGNIZED	★★★★☆	○ 58	44	70	HIGH	6,002
	CLIFTON PARK ELEMENTARY SCHOOL	BELL	452	EXEMPLARY	★★★★☆	● 80	78	80	VERY HIGH	7,463
	DUNCAN ELEMENTARY SCHOOL	BELL	714	RECOGNIZED	★★★★☆	● 61	56	62	HIGH	5,623
	EAST WARD ELEMENTARY SCHOOL	BELL	573	RECOGNIZED	★★★★☆	● 85	83	84	VERY HIGH	7,368
	ELEMENTARY ALTERNATIVE LEARNING CENTER	BELL	23	NOT RATED: OTHER	**	**	**	**	**	**
	FOWLER ELEMENTARY SCHOOL	BELL	373	RECOGNIZED	★★★★☆	● 67	61	69	VERY HIGH	8,379
	HARKER HEIGHTS ELEMENTARY SCHOOL	BELL	699	RECOGNIZED	★★★★☆	● 84	80	85	VERY HIGH	6,459
	HAY BRANCH ELEMENTARY SCHOOL	BELL	757	RECOGNIZED	★★★★☆	● 62	70	49	HIGH	6,247
	IDUMA ELEMENTARY SCHOOL	BELL	1,075	RECOGNIZED	★★★★☆	● 73	68	76	HIGH	5,618
	IRA CROSS JR ELEMENTARY SCHOOL	BELL	677	RECOGNIZED	★★★★☆	● 85	91	76	HIGH	5,987
	MAXDALE ELEMENTARY SCHOOL	BELL	736	EXEMPLARY	★★★★☆	● 71	85	53	HIGH	6,213
	MEADOWS ELEMENTARY SCHOOL	BELL	768	RECOGNIZED	★★★★☆	○ 53	43	61	VERY HIGH	6,700
	METROPLEX SCHOOL	BELL	13	NOT RATED: OTHER	**	**	**	**	**	**
	MONTAGUE VILLAGE ELEMENTARY SCHOOL	BELL	556	RECOGNIZED	★★★★☆	● 83	85	79	VERY HIGH	6,695
	MOUNTAIN VIEW ELEMENTARY SCHOOL	BELL	830	RECOGNIZED	★★★★☆	● 89	80	91	HIGH	5,565
	NOLANVILLE ELEMENTARY SCHOOL	BELL	847	EXEMPLARY	★★★★☆	● 89	88	88	VERY HIGH	5,742
	OVETA CULP HOBBY ELEMENTARY SCHOOL	BELL	661	EXEMPLARY	★★★★☆	● 90	93	83	VERY HIGH	6,727
	PEEBLES ELEMENTARY SCHOOL	BELL	665	RECOGNIZED	★★★★☆	● 77	75	78	VERY HIGH	6,586
	PERSHING PARK ELEMENTARY SCHOOL	BELL	715	ACADEMICALLY ACCEPTABLE	★★★★☆	○ 53	56	48	HIGH	6,486
	REECES CREEK ELEMENTARY SCHOOL	BELL	1,150	RECOGNIZED	★★★★☆	● 98	98	92	HIGH	5,489
	SAEGERT ELEMENTARY SCHOOL	BELL	838	RECOGNIZED	★★★★☆	● 89	86	89	VERY HIGH	6,574
	SKIPCHA ELEMENTARY SCHOOL	BELL	1,108	RECOGNIZED	★★★★☆	● 83	79	84	HIGH	5,360
	SUGAR LOAF ELEMENTARY SCHOOL	BELL	508	RECOGNIZED	★★★★☆	● 73	62	81	VERY HIGH	6,821
	TIMBER RIDGE ELEMENTARY SCHOOL	BELL	906	EXEMPLARY	★★★★☆	● 67	75	57	HIGH	5,857
	TRIMMIER ELEMENTARY SCHOOL	BELL	771	RECOGNIZED	★★★★☆	○ 57	67	40	HIGH	6,390
	VENABLE VILLAGE ELEMENTARY SCHOOL	BELL	564	EXEMPLARY	★★★★☆	● 86	81	86	VERY HIGH	7,529
	WEST WARD ELEMENTARY SCHOOL	BELL	483	RECOGNIZED	★★★★☆	○ 58	67	43	VERY HIGH	7,310
	WILLOW SPRINGS ELEMENTARY SCHOOL	BELL	787	ACADEMICALLY ACCEPTABLE	★★★★☆	○ 44	57	28	HIGH	5,930
MIDDLE	AUDIE MURPHY MIDDLE SCHOOL	BELL	548	ACADEMICALLY ACCEPTABLE	★★★★☆	● 69	68	67	VERY HIGH	7,027
	EASTERN HILLS MIDDLE SCHOOL	BELL	830	ACADEMICALLY ACCEPTABLE	★★★★☆	● 16	11	28	HIGH	6,293
	FAIRWAY MIDDLE SCHOOL	BELL	387	ACADEMICALLY ACCEPTABLE	★★★★☆	● 13	8	25	VERY HIGH	8,583

\*\* Insufficient data

Composite Progress Percentile: ● 80-99 ● 60-79 ○ 40-59 ● 20-39 ● LESS THAN 20

SCHOOL TYPE/ DISTRICT NAME	CAMPUS NAME	COUNTY	ENROLL- MENT	2008-2009 ACCOUNTABILITY RATING	FAST RATING	COMPOSITE PROGRESS PERCENTILE	MATH PROGRESS PERCENTILE	READING PROGRESS PERCENTILE	SPENDING INDEX	ADJUSTED SPENDING PER PUPIL
<b>KILLEEN ISD (CONCLUDED)</b>										
	HAYNES SCHOOL MIDDLE SCHOOL	BELL	85	NOT RATED: OTHER	**	**	**	**	**	**
	LIBERTY HILL MIDDLE SCHOOL	BELL	824	RECOGNIZED	★★★★☆	33	38	27	HIGH	\$6,155
	LIVE OAK RIDGE MIDDLE SCHOOL	BELL	933	ACADEMICALLY ACCEPTABLE	★★★★☆	37	14	66	HIGH	5,966
	MANOR MIDDLE SCHOOL	BELL	570	ACADEMICALLY ACCEPTABLE	★★★★☆	42	44	38	VERY HIGH	6,934
	NOLAN MIDDLE SCHOOL	BELL	674	ACADEMICALLY ACCEPTABLE	★★★★☆	26	14	45	HIGH	7,259
	PALO ALTO MIDDLE SCHOOL	BELL	782	ACADEMICALLY ACCEPTABLE	★★★★☆	33	29	37	HIGH	6,064
	RANCIER MIDDLE SCHOOL	BELL	661	ACADEMICALLY ACCEPTABLE	★★★★☆	26	18	39	VERY HIGH	7,176
	SMITH MIDDLE SCHOOL	BELL	516	ACADEMICALLY ACCEPTABLE	★★★★☆	40	21	62	VERY HIGH	7,194
	UNION GROVE MIDDLE SCHOOL	BELL	1,029	ACADEMICALLY ACCEPTABLE	★★★★☆	27	22	36	HIGH	5,472
SECONDARY	BELL COUNTY JUVENILE DETENTION CENTER	BELL	38	AEA: ACADEMICALLY ACCEPTABLE		**	**	**	**	**
	CE ELLISON HIGH SCHOOL	BELL	2,444	ACADEMICALLY ACCEPTABLE	★★★★☆	41	31	53	AVERAGE	5,765
	HARKER HEIGHTS HIGH SCHOOL	BELL	2,319	ACADEMICALLY UNACCEPTABLE	★★★★☆	21	16	33	VERY HIGH	5,979
	HAYNES SCHOOL HIGH SCHOOL	BELL	94	NOT RATED: OTHER		**	**	**	**	**
	KILLEEN HIGH SCHOOL	BELL	1,796	ACADEMICALLY ACCEPTABLE	★★★★☆	44	22	68	HIGH	6,765
	PATHWAYS ACADEMIC CAMPUS	BELL	97	AEA: ACADEMICALLY ACCEPTABLE		**	**	**	VERY HIGH	11,569
	ROBERT SHOEMAKER HIGH SCHOOL	BELL	2,111	ACADEMICALLY ACCEPTABLE	★★★★☆	41	15	72	VERY HIGH	6,077
ELEMENTARY AND SECONDARY	KILLEEN JJAEP	BELL	41	NOT RATED: OTHER	**	**	**	**	**	**
<b>KINGSVILLE ISD</b>										
ELEMENTARY	HARREL ELEMENTARY SCHOOL	KLEBERG	272	RECOGNIZED	**	**	**	**	AVERAGE	5,859
	HARVEY ELEMENTARY SCHOOL	KLEBERG	245	RECOGNIZED	**	**	**	**	VERY HIGH	6,390
	KLEBERG ELEMENTARY SCHOOL	KLEBERG	487	RECOGNIZED	★★★★☆	42	71	13	LOW	5,868
	LAMAR ELEMENTARY SCHOOL	KLEBERG	388	RECOGNIZED	**	**	**	**	AVERAGE	5,341
	PEREZ ELEMENTARY SCHOOL	KLEBERG	417	RECOGNIZED	★★★★☆	15	23	13	VERY LOW	6,211
MIDDLE	GILLET INTERMEDIATE SCHOOL	KLEBERG	523	RECOGNIZED	★★★★☆	15	20	14	AVERAGE	7,404
	MEMORIAL MIDDLE SCHOOL	KLEBERG	510	ACADEMICALLY ACCEPTABLE	★★★★☆	1	2	2	AVERAGE	7,536
SECONDARY	HM KING HIGH SCHOOL	KLEBERG	1,098	ACADEMICALLY ACCEPTABLE	★★★★☆	27	5	67	LOW	7,172
ELEMENTARY AND SECONDARY	LASER EXPULSION/SUSPENSION	KLEBERG	32	NOT RATED: OTHER	**	**	**	**	**	**
<b>KIPP ASPIRE ACADEMY (C)</b>										
MIDDLE	KIPP ASPIRE ACADEMY (C)	BEXAR	366	RECOGNIZED	★★★★☆	61	52	67	LOW	6,044
<b>KIPP AUSTIN PUBLIC SCHOOLS INC (C)</b>										
MIDDLE	KIPP AUSTIN COLLEGE PREPARATORY SCHOOL (C)	TRAVIS	367	RECOGNIZED	★★★★☆	98	93	99	LOW	6,616
SECONDARY	KIPP AUSTIN COLLEGIATE (C)	TRAVIS	95	EXEMPLARY	**	**	**	**	**	**
<b>KIPP INC CHARTER (C)</b>										
ELEMENTARY	KIPP EAST END (C)	HARRIS	97	ACADEMICALLY ACCEPTABLE	**	**	**	**	**	**
	KIPP GULFTON LOWER SCHOOL (C)	HARRIS	377	EXEMPLARY	**	**	**	**	**	**
	KIPP NE LOWER SCHOOL DREAM (C)	HARRIS	445	RECOGNIZED	★★★★☆	6	8	11	VERY LOW	4,167
	KIPP NORTH FOREST LOWER SCHOOL (C)	HARRIS	82	RECOGNIZED	**	**	**	**	**	**
	KIPP SW LOWER SCHOOL SCHINE (C)	HARRIS	787	EXEMPLARY	★★★★☆	38	19	62	LOW	4,979
MIDDLE	KIPP 3D ACADEMY (C)	HARRIS	255	RECOGNIZED	★★★★☆	75	90	54	HIGH	7,751
	KIPP ACADEMY MIDDLE SCHOOL (C)	HARRIS	267	RECOGNIZED	★★★★☆	81	73	85	HIGH	8,059
	KIPP POLARIS ACADEMY FOR BOYS (C)	HARRIS	81	RECOGNIZED	**	**	**	**	**	**
	KIPP SHARPSTOWN COLLEGE PREPARATORY (C)	HARRIS	90	EXEMPLARY	**	**	**	**	**	**
SECONDARY	KIPP HOUSTON HIGH SCHOOL (C)	HARRIS	448	EXEMPLARY	**	**	**	**	**	**
<b>KIPP SOUTHEAST HOUSTON (C)</b>										
ELEMENTARY	KIPP 3RD WARD SCHOOL (C)	HARRIS	76	RECOGNIZED	★★★★☆	38	33	45	VERY LOW	3,308
	KIPP SUNNYSIDE SCHOOL (C)	HARRIS	88	ACADEMICALLY ACCEPTABLE	★★★★☆	2	1	10	VERY LOW	3,477
MIDDLE	KIPP LIBERATION COLLEGE PREP (C)	HARRIS	173	RECOGNIZED	**	**	**	**	**	**
	KIPP SPIRIT COLLEGE PREP (C)	HARRIS	167	RECOGNIZED	**	**	**	**	**	**
<b>KIPP TRUTH ACADEMY (C)</b>										
MIDDLE	KIPP TRUTH ACADEMY (C)	DALLAS	223	RECOGNIZED	★★★★☆	62	86	28	AVERAGE	5,721

\*\* Insufficient data

Composite Progress Percentile: ● 80-99 ● 60-79 ○ 40-59 ○ 20-39 ● LESS THAN 20

SCHOOL TYPE/ DISTRICT NAME	CAMPUS NAME	COUNTY	ENROLL- MENT	2008-2009 ACCOUNTABILITY RATING	FAST RATING	COMPOSITE PROGRESS PERCENTILE	MATH PROGRESS PERCENTILE	READING PROGRESS PERCENTILE	SPENDING INDEX	ADJUSTED SPENDING PER PUPIL
<b>KIRBYVILLE CISD</b>										
ELEMENTARY	KIRBYVILLE ELEMENTARY SCHOOL	JASPER	795	RECOGNIZED	★★★★☆	38	59	17	VERY LOW	\$5,027
MIDDLE	KIRBYVILLE JUNIOR HIGH SCHOOL	JASPER	216	ACADEMICALLY ACCEPTABLE	★★★★☆	46	52	36	LOW	7,299
SECONDARY	KIRBYVILLE HIGH SCHOOL	JASPER	448	ACADEMICALLY ACCEPTABLE	★★★☆☆	13	6	30	HIGH	8,311
<b>KLEIN ISD</b>										
ELEMENTARY	BENFER ELEMENTARY SCHOOL	HARRIS	676	EXEMPLARY	★★★★☆	60	52	65	LOW	5,097
	BENIGNUS ELEMENTARY SCHOOL	HARRIS	1,077	EXEMPLARY	★★★★☆	98	97	98	LOW	4,377
	BRILL ELEMENTARY SCHOOL	HARRIS	836	EXEMPLARY	★★★★☆	97	90	98	LOW	4,623
	EHRHARDT ELEMENTARY SCHOOL	HARRIS	655	EXEMPLARY	★★★★☆	96	91	96	AVERAGE	4,994
	EILAND ELEMENTARY SCHOOL	HARRIS	652	ACADEMICALLY ACCEPTABLE	★★★☆☆	48	47	47	HIGH	5,877
	EPPS ISLAND ELEMENTARY SCHOOL	HARRIS	876	RECOGNIZED	★★★★☆	75	90	55	AVERAGE	5,013
	FRANK ELEMENTARY SCHOOL	HARRIS	896	RECOGNIZED	**	**	**	**	**	**
	GREENWOOD FOREST ELEMENTARY SCHOOL	HARRIS	602	RECOGNIZED	★★★★☆	82	92	68	VERY LOW	4,936
	HASSLER ELEMENTARY SCHOOL	HARRIS	801	EXEMPLARY	★★★★☆	93	78	97	VERY LOW	4,395
	HAUDE ELEMENTARY SCHOOL	HARRIS	684	EXEMPLARY	★★★★☆	86	76	90	AVERAGE	5,128
	KAISER ELEMENTARY SCHOOL	HARRIS	933	ACADEMICALLY ACCEPTABLE	★★★☆☆	50	48	49	AVERAGE	5,302
	KLENK ELEMENTARY SCHOOL	HARRIS	852	RECOGNIZED	★★★★☆	74	74	74	LOW	4,910
	KOHRVILLE ELEMENTARY SCHOOL	HARRIS	981	EXEMPLARY	★★★★☆	92	87	92	LOW	4,556
	KRAHN ELEMENTARY SCHOOL	HARRIS	953	RECOGNIZED	★★★★☆	77	68	82	LOW	4,457
	KREINHOP ELEMENTARY SCHOOL	HARRIS	926	EXEMPLARY	★★★★☆	80	78	81	LOW	4,418
	KUEHNLE ELEMENTARY SCHOOL	HARRIS	722	EXEMPLARY	★★★★☆	76	60	86	AVERAGE	4,909
	LEMM ELEMENTARY SCHOOL	HARRIS	714	EXEMPLARY	★★★★☆	81	66	89	VERY LOW	4,697
	MCDUGLE ELEMENTARY SCHOOL	HARRIS	784	EXEMPLARY	★★★★☆	85	77	88	LOW	5,038
	METZLER ELEMENTARY SCHOOL	HARRIS	800	EXEMPLARY	★★★★☆	83	89	75	LOW	5,006
	MITTELSTADT ELEMENTARY SCHOOL	HARRIS	642	EXEMPLARY	★★★★☆	94	92	93	VERY LOW	4,921
	NITSCH ELEMENTARY SCHOOL	HARRIS	831	ACADEMICALLY ACCEPTABLE	★★★☆☆	41	39	43	HIGH	5,463
	NORTHAMPTON ELEMENTARY SCHOOL	HARRIS	832	RECOGNIZED	★★★★☆	68	78	56	LOW	4,520
	ROTH ELEMENTARY SCHOOL	HARRIS	739	EXEMPLARY	★★★★☆	94	92	93	LOW	4,899
	SCHULTZ ELEMENTARY SCHOOL	HARRIS	1,012	EXEMPLARY	★★★★☆	84	75	88	LOW	4,353
	THEISS ELEMENTARY SCHOOL	HARRIS	624	EXEMPLARY	★★★★☆	72	55	84	LOW	4,802
MIDDLE	DOERRE INTERMEDIATE SCHOOL	HARRIS	1,339	RECOGNIZED	★★★★☆	49	43	52	LOW	4,391
	HILDEBRANDT INTERMEDIATE SCHOOL	HARRIS	1,186	RECOGNIZED	★★★☆☆	24	22	29	AVERAGE	4,431
	KLEB INTERMEDIATE SCHOOL	HARRIS	1,029	RECOGNIZED	★★★★☆	48	46	49	LOW	4,839
	KLEIN INTERMEDIATE SCHOOL	HARRIS	1,113	ACADEMICALLY ACCEPTABLE	★★★☆☆	39	47	30	HIGH	5,924
	KRIMMEL INTERMEDIATE SCHOOL	HARRIS	1,446	RECOGNIZED	**	**	**	**	**	**
	SCHINDEWOLF INTERMEDIATE SCHOOL	HARRIS	1,511	RECOGNIZED	★★★★☆	34	24	47	VERY LOW	3,946
	STRACK INTERMEDIATE SCHOOL	HARRIS	1,153	RECOGNIZED	★★★★☆	53	45	59	LOW	4,593
	WUNDERLICH INTERMEDIATE SCHOOL	HARRIS	1,354	ACADEMICALLY ACCEPTABLE	★★★★☆	53	56	47	LOW	5,233
SECONDARY	KLEIN COLLINS HIGH SCHOOL	HARRIS	3,233	RECOGNIZED	★★★★☆	33	39	27	LOW	4,219
	KLEIN FOREST HIGH SCHOOL	HARRIS	3,501	ACADEMICALLY ACCEPTABLE	★★★☆☆	18	18	22	AVERAGE	4,744
	KLEIN HIGH SCHOOL	HARRIS	3,176	RECOGNIZED	★★★★☆	40	39	40	LOW	4,730
	KLEIN OAK HIGH SCHOOL	HARRIS	3,459	RECOGNIZED	★★★★☆	20	29	16	LOW	4,352
ELEMENTARY AND SECONDARY	HARRIS COUNTY JJAEP	HARRIS	42	NOT RATED: OTHER	**	**	**	**	**	**
<b>KLONDIKE ISD</b>										
ELEMENTARY AND SECONDARY	KLONDIKE ISD	DAWSON	195	RECOGNIZED	★★★★☆	66	54	74	HIGH	9,765
<b>KNIPPA ISD</b>										
ELEMENTARY AND SECONDARY	KNIPPA SCHOOL	UVALDE	248	RECOGNIZED	★★★★☆	52	61	38	AVERAGE	7,466
<b>KNOX CITY-O'BRIEN CISD</b>										
ELEMENTARY	KNOX CITY ELEMENTARY SCHOOL	KNOX	152	RECOGNIZED	★★★★☆	62	43	76	LOW	6,303
MIDDLE	O'BRIEN MIDDLE SCHOOL	KNOX	56	ACADEMICALLY ACCEPTABLE	★★★☆☆	26	34	20	HIGH	10,910
SECONDARY	KNOX CITY HIGH SCHOOL	KNOX	68	RECOGNIZED	★★★★☆	60	49	69	HIGH	12,848

\*\* Insufficient data

Composite Progress Percentile: ● 80-99 ● 60-79 ○ 40-59 ● 20-39 ● LESS THAN 20

SCHOOL TYPE/ DISTRICT NAME	CAMPUS NAME	COUNTY	ENROLL- MENT	2008-2009 ACCOUNTABILITY RATING	FAST RATING	COMPOSITE PROGRESS PERCENTILE	MATH PROGRESS PERCENTILE	READING PROGRESS PERCENTILE	SPENDING INDEX	ADJUSTED SPENDING PER PUPIL
<b>KOPPERL ISD</b>										
ELEMENTARY AND SECONDARY	KOPPERL SCHOOL	BOSQUE	248	RECOGNIZED	★★★★☆☆	☐ 23	14	39	AVERAGE	\$8,305
<b>KOUNTZE ISD</b>										
ELEMENTARY	KOUNTZE ELEMENTARY SCHOOL	HARDIN	447	EXEMPLARY	**	**	**	**	AVERAGE	4,713
	KOUNTZE INTERMEDIATE SCHOOL	HARDIN	293	ACADEMICALLY ACCEPTABLE	**	**	**	**	**	**
MIDDLE	KOUNTZE MIDDLE SCHOOL	HARDIN	215	ACADEMICALLY ACCEPTABLE	★★★★☆☆	● 5	12	5	AVERAGE	5,643
SECONDARY	HARDIN COUNTY ALTERNATIVE EDUCATION SCHOOL	HARDIN	2	NOT RATED: OTHER	**	**	**	**	**	**
	KOUNTZE HIGH SCHOOL	HARDIN	383	EXEMPLARY	★★★★☆☆	☐ 24	48	8	HIGH	6,392
<b>KRESS ISD</b>										
ELEMENTARY	KRESS ELEMENTARY SCHOOL	SWISHER	104	EXEMPLARY	★★★★☆☆	○ 56	51	58	HIGH	7,768
SECONDARY	KRESS HIGH SCHOOL	SWISHER	100	ACADEMICALLY ACCEPTABLE	★★★★☆☆	● 6	8	9	HIGH	11,927
<b>KRUM ISD</b>										
ELEMENTARY	BLANCHE DODD INTERMEDIATE SCHOOL	DENTON	232	EXEMPLARY	★★★★☆☆	☐ 78	72	81	AVERAGE	5,795
	DYER ELEMENTARY SCHOOL	DENTON	263	EXEMPLARY	**	**	**	**	VERY LOW	4,788
	KRUM EARLY EDUCATION CENTER	DENTON	291	EXEMPLARY	**	**	**	**	**	**
MIDDLE	KRUM MIDDLE SCHOOL	DENTON	369	RECOGNIZED	★★★★☆☆	☐ 29	47	15	HIGH	5,563
SECONDARY	KRUM HIGH SCHOOL	DENTON	397	RECOGNIZED	★★★★☆☆	● 16	16	20	LOW	5,629
<b>LA ACADEMIA DE ESTRELLAS (C)</b>										
ELEMENTARY	LA ACADEMIA DE ESTRELLAS (C)	DALLAS	334	AEA: ACADEMICALLY ACCEPTABLE	**	**	**	**	VERY HIGH	6,183
<b>LA AMISTAD LOVE &amp; LEARNING ACADEMY (C)</b>										
ELEMENTARY	LA AMISTAD LOVE & LEARNING ACADEMY – BROOKWOLF DR (C)	HARRIS	56	NOT RATED: OTHER	**	**	**	**	**	**
	LA AMISTAD LOVE & LEARNING ACADEMY – ROCKLEY RD (C)	HARRIS	191	NOT RATED: OTHER	**	**	**	**	VERY LOW	4,718
	LA AMISTAD LOVE & LEARNING ACADEMY MISSOURI CITY (C)	HARRIS	11	NOT RATED: OTHER	**	**	**	**	**	**
<b>LA ESCUELA DE LAS AMERICAS (C)</b>										
ELEMENTARY	LA ESCUELA DE LAS AMERICAS ELEMENTARY SCHOOL(C)	BEXAR	161	ACADEMICALLY ACCEPTABLE	★★★★☆☆	☐ 33	43	24	LOW	4,906
<b>LA FE PREPARATORY SCHOOL (C)</b>										
ELEMENTARY	LA FE PREPARATORY SCHOOL (C)	EL PASO	126	NOT RATED: OTHER	**	**	**	**	**	**
<b>LA FERIA ISD</b>										
ELEMENTARY	CE VAIL ELEMENTARY	CAMERON	484	EXEMPLARY	**	**	**	**	HIGH	6,458
	DAVID G SANCHEZ ELEMENTARY SCHOOL	CAMERON	566	EXEMPLARY	**	**	**	**	**	**
	SAM HOUSTON ELEMENTARY SCHOOL	CAMERON	469	NOT RATED: OTHER	**	**	**	**	AVERAGE	5,759
MIDDLE	CAMERON COUNTY JJAEP	CAMERON	4	NOT RATED: OTHER	**	**	**	**	**	**
	NOEMI DOMINGUEZ ELEMENTARY SCHOOL	CAMERON	494	RECOGNIZED	★★★★☆☆	○ 54	76	26	HIGH	6,529
	WB GREEN JUNIOR HIGH SCHOOL	CAMERON	490	ACADEMICALLY ACCEPTABLE	★★★★☆☆	● 1	1	2	VERY HIGH	7,251
SECONDARY	LA FERIA ACADEMY	CAMERON	62	AEA: ACADEMICALLY ACCEPTABLE	**	**	**	**	**	**
	LA FERIA HIGH SCHOOL	CAMERON	827	RECOGNIZED	★★★★☆☆	☐ 38	25	55	HIGH	7,316
<b>LA GLORIA ISD</b>										
ELEMENTARY	LA GLORIA ELEMENTARY SCHOOL	JIM WELLS	105	RECOGNIZED	★★★★☆☆	☐ 20	56	4	VERY HIGH	7,863
<b>LA GRANGE ISD</b>										
ELEMENTARY	HERMES ELEMENTARY SCHOOL	FAYETTE	592	EXEMPLARY	**	**	**	**	LOW	6,041
	LA GRANGE INTERMEDIATE SCHOOL	FAYETTE	360	ACADEMICALLY ACCEPTABLE	★★★★☆☆	☐ 37	48	26	VERY LOW	5,721
MIDDLE	LA GRANGE MIDDLE SCHOOL	FAYETTE	332	ACADEMICALLY ACCEPTABLE	★★★★☆☆	☐ 30	53	12	LOW	6,809
SECONDARY	LA GRANGE HIGH SCHOOL	FAYETTE	583	RECOGNIZED	★★★★☆☆	☐ 37	39	35	VERY LOW	6,393
<b>LA JOYA ISD</b>										
ELEMENTARY	CORINA PENIA ELEMENTARY SCHOOL	HIDALGO	587	ACADEMICALLY ACCEPTABLE	**	**	**	**	**	**
	DIAZ-VILLAREAL ELEMENTARY SCHOOL	HIDALGO	621	EXEMPLARY	★★★★☆☆	☐ 62	50	70	VERY HIGH	6,437
	DR AMERICO PAREDES ELEMENTARY SCHOOL	HIDALGO	539	ACADEMICALLY ACCEPTABLE	★★★★☆☆	● 13	16	16	VERY HIGH	6,149
	EB REYNA ELEMENTARY SCHOOL	HIDALGO	803	RECOGNIZED	★★★★☆☆	● 81	84	77	HIGH	6,142
	ELIGIO KIKA DE LA GARZA ELEMENTARY SCHOOL	HIDALGO	672	RECOGNIZED	★★★★☆☆	☐ 78	73	80	HIGH	6,081
	ELODIA R CHAPA ELEMENTARY SCHOOL	HIDALGO	783	RECOGNIZED	★★★★☆☆	☐ 70	87	47	HIGH	5,979
	EMILIANO ZAPATA ELEMENTARY SCHOOL	HIDALGO	833	ACADEMICALLY ACCEPTABLE	★★★★☆☆	● 86	88	82	AVERAGE	5,605

\*\* Insufficient data

Composite Progress Percentile: ● 80-99 ☐ 60-79 ○ 40-59 ☐ 20-39 ● LESS THAN 20

SCHOOL TYPE/ DISTRICT NAME	CAMPUS NAME	COUNTY	ENROLL- MENT	2008-2009 ACCOUNTABILITY RATING	FAST RATING	COMPOSITE PROGRESS PERCENTILE	MATH PROGRESS PERCENTILE	READING PROGRESS PERCENTILE	SPENDING INDEX	ADJUSTED SPENDING PER PUPIL
LA JOYA ISD (CONCLUDED)										
	ENRIQUE KIKI CAMARENA ELEMENTARY SCHOOL	HIDALGO	766	RECOGNIZED	★★★★☆	78	69	82	AVERAGE	\$5,441
	GUILLERMO FLORES ELEMENTARY SCHOOL	HIDALGO	714	RECOGNIZED	★★★★☆	77	78	74	HIGH	5,933
	HENRY B GONZALEZ ELEMENTARY SCHOOL	HIDALGO	537	RECOGNIZED	★★★★☆	45	51	36	LOW	6,057
	JOHN F KENNEDY ELEMENTARY SCHOOL	HIDALGO	804	RECOGNIZED	★★★★☆	93	93	90	VERY HIGH	6,139
	JOSE DE ESCANDON ELEMENTARY SCHOOL	HIDALGO	819	EXEMPLARY	★★★★☆	68	57	76	VERY HIGH	5,938
	JUAN SEGUIN ELEMENTARY SCHOOL	HIDALGO	996	ACADEMICALLY ACCEPTABLE	★★★★☆	44	42	44	AVERAGE	5,475
	LEO J LEO ELEMENTARY SCHOOL	HIDALGO	701	RECOGNIZED	★★★★☆	76	70	78	HIGH	6,523
	LLOYD M BENTSSEN ELEMENTARY SCHOOL	HIDALGO	731	EXEMPLARY	★★★★☆	93	89	93	VERY HIGH	6,859
	NARISCO G. CAVAZOS ELEMENTARY SCHOOL	HIDALGO	857	ACADEMICALLY ACCEPTABLE	★★★★☆	85	86	82	HIGH	6,127
	PATRICIO PEREZ ELEMENTARY SCHOOL	HIDALGO	826	RECOGNIZED	★★★★☆	79	78	78	VERY HIGH	6,348
	ROSENDO BENAVIDES ELEMENTARY SCHOOL	HIDALGO	455	RECOGNIZED	★★★★☆	31	24	41	HIGH	6,374
	SAM FORDYCE ELEMENTARY SCHOOL	HIDALGO	548	RECOGNIZED	★★★★☆	69	75	61	HIGH	6,123
	TABASCO ELEMENTARY SCHOOL	HIDALGO	583	RECOGNIZED	★★★★☆	13	27	8	HIGH	6,438
	WILLIAM J CLINTON ELEMENTARY SCHOOL	HIDALGO	779	RECOGNIZED	**	**	**	**	**	**
MIDDLE	ANN RICHARDS MIDDLE SCHOOL	HIDALGO	1,211	ACADEMICALLY ACCEPTABLE	★★★★☆	11	29	5	AVERAGE	6,723
	CESAR CHAVEZ MIDDLE SCHOOL	HIDALGO	682	RECOGNIZED	★★★★☆	20	38	10	VERY HIGH	8,111
	DR JAVIER SAENZ MIDDLE SCHOOL	HIDALGO	760	ACADEMICALLY ACCEPTABLE	★★★★☆	1	6	1	VERY HIGH	8,315
	IRENE M GARCIA MIDDLE SCHOOL	HIDALGO	914	ACADEMICALLY ACCEPTABLE	★★★★☆	12	37	4	HIGH	6,981
	LORENZO DE ZAVALA MIDDLE SCHOOL	HIDALGO	840	ACADEMICALLY ACCEPTABLE	★★★★☆	3	6	4	VERY HIGH	7,570
	MEMORIAL MIDDLE SCHOOL	HIDALGO	1,022	RECOGNIZED	★★★★☆	15	34	7	HIGH	7,241
SECONDARY	JJAP	HIDALGO	16	NOT RATED: OTHER	**	**	**	**	**	**
	JUAREZ-LINCOLN HIGH SCHOOL	HIDALGO	1,717	ACADEMICALLY ACCEPTABLE	★★★★☆	6	10	7	HIGH	7,215
	LA JOYA HIGH SCHOOL	HIDALGO	2,217	ACADEMICALLY ACCEPTABLE	★★★★☆	1	3	1	HIGH	7,061
	LA JOYA PALMVIEW HIGH SCHOOL	HIDALGO	2,599	RECOGNIZED	★★★★☆	25	19	36	HIGH	6,420
ELEMENTARY AND SECONDARY	HOPE ACADEMY	HIDALGO	62	NOT RATED: OTHER	**	**	**	**	**	**
LA MARQUE ISD										
ELEMENTARY	EARLY CHILDHOOD LEARNING CENTER	GALVESTON	477	NOT RATED: OTHER	**	**	**	**	VERY LOW	3,884
	HIGHLANDS ELEMENTARY SCHOOL	GALVESTON	378	RECOGNIZED	★★★★☆	47	76	15	VERY LOW	4,669
	INTER CITY ELEMENTARY SCHOOL	GALVESTON	314	RECOGNIZED	★★★★☆	76	40	95	AVERAGE	5,094
	SIMMS ELEMENTARY SCHOOL	GALVESTON	355	RECOGNIZED	★★★★☆	10	46	2	AVERAGE	5,188
	WESTLAWN ELEMENTARY SCHOOL	GALVESTON	389	ACADEMICALLY ACCEPTABLE	★★★★☆	47	50	40	LOW	5,229
MIDDLE	LA MARQUE MIDDLE SCHOOL	GALVESTON	739	NOT RATED: OTHER	**	**	**	**	LOW	5,383
SECONDARY	GALVESTON COUNTY JJAP	GALVESTON	4	NOT RATED: OTHER	**	**	**	**	**	**
	LA MARQUE HIGH SCHOOL	GALVESTON	1,024	ACADEMICALLY ACCEPTABLE	★★★★☆	11	11	18	LOW	5,655
ELEMENTARY AND SECONDARY	LAKE ROAD EDUCATIONAL CENTER	GALVESTON	24	NOT RATED: OTHER	**	**	**	**	**	**
LA PORTE ISD										
ELEMENTARY	BAYSHORE ELEMENTARY SCHOOL	HARRIS	374	EXEMPLARY	★★★★☆	54	41	65	HIGH	6,296
	COLLEGE PARK ELEMENTARY SCHOOL	HARRIS	507	RECOGNIZED	★★★★☆	74	73	74	LOW	5,279
	HERITAGE ELEMENTARY SCHOOL	HARRIS	636	EXEMPLARY	**	**	**	**	**	**
	JENNIE REID ELEMENTARY SCHOOL	HARRIS	534	EXEMPLARY	★★★★☆	28	23	36	AVERAGE	5,014
	LA PORTE ELEMENTARY SCHOOL	HARRIS	569	ACADEMICALLY ACCEPTABLE	★★★★☆	55	69	35	LOW	5,222
	LEO RIZZUTO ELEMENTARY SCHOOL	HARRIS	638	RECOGNIZED	★★★★☆	66	58	71	VERY LOW	4,563
	LOMAX ELEMENTARY SCHOOL	HARRIS	585	EXEMPLARY	★★★★☆	51	37	63	VERY LOW	4,549
MIDDLE	BAKER 6TH GRADE CAMPUS	HARRIS	559	EXEMPLARY	★★★★☆	89	85	89	AVERAGE	5,180
	LA PORTE JUNIOR HIGH SCHOOL	HARRIS	594	ACADEMICALLY ACCEPTABLE	★★★★☆	6	7	10	AVERAGE	5,349
	LOMAX JUNIOR HIGH SCHOOL	HARRIS	612	ACADEMICALLY ACCEPTABLE	★★★★☆	11	8	21	HIGH	5,271
SECONDARY	DEWALT ALTERNATIVE SCHOOL	HARRIS	82	AEA: ACADEMICALLY ACCEPTABLE	**	**	**	**	**	**
	HIGHPOINT DAEP	HARRIS	5	NOT RATED: OTHER	**	**	**	**	**	**
	JJAP DISCIPLINARY SCHOOL	HARRIS	1	NOT RATED: OTHER	**	**	**	**	**	**
	LA PORTE HIGH SCHOOL	HARRIS	2,192	ACADEMICALLY ACCEPTABLE	★★★★☆	13	10	23	LOW	4,824

\*\* Insufficient data

Composite Progress Percentile: ● 80-99 ● 60-79 ○ 40-59 ◐ 20-39 ● LESS THAN 20

SCHOOL TYPE/ DISTRICT NAME	CAMPUS NAME	COUNTY	ENROLL- MENT	2008-2009 ACCOUNTABILITY RATING	FAST RATING	COMPOSITE PROGRESS PERCENTILE	MATH PROGRESS PERCENTILE	READING PROGRESS PERCENTILE	SPENDING INDEX	ADJUSTED SPENDING PER PUPIL
<b>LA PRYOR ISD</b>										
ELEMENTARY	LA PRYOR ELEMENTARY SCHOOL	ZAVALA	226	RECOGNIZED	★★★★☆	● 4	4	9	AVERAGE	\$7,246
SECONDARY	LA PRYOR HIGH SCHOOL	ZAVALA	255	ACADEMICALLY UNACCEPTABLE	★★★★☆	● 4	1	21	VERY LOW	9,255
<b>LA VEGA ISD</b>										
ELEMENTARY	LA VEGA ELEMENTARY SCHOOL	MCLENNAN	688	EXEMPLARY	**	**	**	**	LOW	4,907
	LA VEGA INTERMEDIATE SCHOOL H P MILES CAMPUS	MCLENNAN	609	ACADEMICALLY ACCEPTABLE	★★★★☆	● 2	16	1	LOW	4,777
	LA VEGA PRIMARY SCHOOL	MCLENNAN	360	NOT RATED: OTHER	**	**	**	**	VERY HIGH	6,380
MIDDLE	LA VEGA JUNIOR HIGH SCHOOL GEORGE DIXON CAMPUS	MCLENNAN	407	ACADEMICALLY UNACCEPTABLE	★★★★☆	● 7	8	11	AVERAGE	6,376
SECONDARY	LA VEGA HIGH SCHOOL	MCLENNAN	714	ACADEMICALLY UNACCEPTABLE	★★★★☆	● 3	3	6	AVERAGE	5,552
<b>LA VERNIA ISD</b>										
ELEMENTARY	LA VERNIA ELEMENTARY SCHOOL	WILSON	910	RECOGNIZED	★★★★☆	● 70	78	59	LOW	4,537
	LA VERNIA PRIMARY SCHOOL	WILSON	697	RECOGNIZED	**	**	**	**	LOW	5,195
MIDDLE	LA VERNIA JUNIOR HIGH SCHOOL	WILSON	443	ACADEMICALLY ACCEPTABLE	★★★★☆	● 19	20	22	HIGH	5,447
SECONDARY	FLORESVILLE ALTERNATIVE CENTER	WILSON	4	NOT RATED: OTHER	**	**	**	**	**	**
	FLORESVILLE CHOICE PROGRAM	WILSON	6	NOT RATED: OTHER	**	**	**	**	**	**
	LA VERNIA HIGH SCHOOL	WILSON	844	RECOGNIZED	★★★★☆	● 26	32	22	HIGH	5,572
	WILSON COUNTY JJAEP	WILSON	2	NOT RATED: OTHER	**	**	**	**	**	**
<b>LA VILLA ISD</b>										
ELEMENTARY	JOSE BERNABE MUNOZ ELEMENTARY SCHOOL	HIDALGO	307	RECOGNIZED	★★★★☆	● 16	14	25	VERY HIGH	6,455
MIDDLE	LA VILLA MIDDLE SCHOOL	HIDALGO	107	RECOGNIZED	★★★★☆	● 78	42	96	VERY HIGH	9,338
SECONDARY	LA VILLA ALTERNATIVE HIGH SCHOOL	HIDALGO	3	NOT RATED: OTHER	**	**	**	**	**	**
	LA VILLA HIGH SCHOOL	HIDALGO	172	ACADEMICALLY UNACCEPTABLE	★★★★☆	● 8	3	24	HIGH	10,689
<b>LACKLAND ISD</b>										
ELEMENTARY	LACKLAND ELEMENTARY SCHOOL	BEXAR	694	EXEMPLARY	★★★★☆	● 71	69	70	VERY HIGH	8,164
SECONDARY	VIRGINIA ALLRED STACEY JR/SR HIGH SCHOOL	BEXAR	269	RECOGNIZED	★★★★☆	● 62	62	59	VERY HIGH	12,683
<b>LAGO VISTA ISD</b>										
ELEMENTARY	LAGO VISTA ELEMENTARY SCHOOL	TRAVIS	567	EXEMPLARY	★★★★☆	● 75	80	70	HIGH	6,123
MIDDLE	LAGO VISTA MIDDLE SCHOOL	TRAVIS	302	RECOGNIZED	★★★★☆	● 60	49	68	AVERAGE	6,460
SECONDARY	LAGO VISTA HIGH SCHOOL	TRAVIS	368	EXEMPLARY	★★★★☆	● 36	34	38	HIGH	7,069
<b>LAKE DALLAS ISD</b>										
ELEMENTARY	CORINTH ELEMENTARY SCHOOL	DENTON	617	EXEMPLARY	★★★★☆	● 73	63	80	VERY LOW	4,692
	LAKE DALLAS INTERMEDIATE SCHOOL	DENTON	320	RECOGNIZED	★★★★☆	● 69	61	74	AVERAGE	5,298
	LAKE DALLAS PRIMARY SCHOOL	DENTON	220	NOT RATED: OTHER	**	**	**	**	VERY LOW	4,215
	SHADY SHORES ELEMENTARY SCHOOL	DENTON	755	EXEMPLARY	★★★★☆	● 34	20	54	VERY LOW	4,545
MIDDLE	LAKE DALLAS MIDDLE SCHOOL	DENTON	920	RECOGNIZED	★★★★☆	○ 50	55	41	LOW	4,517
SECONDARY	DENTON COUNTY JJAEP	DENTON	1	NOT RATED: OTHER	**	**	**	**	**	**
	LAKE DALLAS HIGH SCHOOL	DENTON	1,128	ACADEMICALLY ACCEPTABLE	★★★★☆	○ 50	35	64	VERY LOW	4,416
<b>LAKE TRAVIS ISD</b>										
ELEMENTARY	BEE CAVE ELEMENTARY SCHOOL	TRAVIS	499	EXEMPLARY	★★★★☆	○ 56	44	66	HIGH	5,739
	LAKE POINTE ELEMENTARY SCHOOL	TRAVIS	592	EXEMPLARY	★★★★☆	● 92	77	97	AVERAGE	5,198
	LAKE TRAVIS ELEMENTARY SCHOOL	TRAVIS	662	ACADEMICALLY ACCEPTABLE	★★★★☆	● 93	88	93	HIGH	5,757
	LAKEWAY ELEMENTARY SCHOOL	TRAVIS	569	EXEMPLARY	★★★★☆	● 90	68	97	AVERAGE	5,176
	SERENE HILLS ELEMENTARY SCHOOL	TRAVIS	537	EXEMPLARY	**	**	**	**	**	**
MIDDLE	HUDSON BEND MIDDLE SCHOOL	TRAVIS	695	RECOGNIZED	★★★★☆	○ 57	55	56	AVERAGE	6,034
	LAKE TRAVIS MIDDLE SCHOOL	TRAVIS	729	EXEMPLARY	★★★★☆	● 64	66	59	LOW	4,915
SECONDARY	LAKE TRAVIS HIGH SCHOOL	TRAVIS	1,844	ACADEMICALLY ACCEPTABLE	★★★★☆	● 64	45	77	AVERAGE	5,077
	TRAVIS COUNTY JJAEP	TRAVIS	2	NOT RATED: OTHER	**	**	**	**	**	**
<b>LAKE WORTH ISD</b>										
ELEMENTARY	EFFIE MORRIS ELEMENTARY SCHOOL	TARRANT	423	RECOGNIZED	★★★★☆	● 32	30	35	LOW	5,830
	MARILYN MILLER ELEMENTARY SCHOOL	TARRANT	510	RECOGNIZED	★★★★☆	● 76	77	74	VERY LOW	4,991
	MARINE CREEK ELEMENTARY SCHOOL	TARRANT	522	EXEMPLARY	★★★★☆	● 93	88	93	HIGH	5,576
MIDDLE	LUCYLE COLLINS MIDDLE SCHOOL	TARRANT	348	ACADEMICALLY ACCEPTABLE	★★★★☆	● 28	14	50	HIGH	6,305
	NA HOWRY INTERMEDIATE SCHOOL	TARRANT	402	RECOGNIZED	**	**	**	**	**	**

\*\* Insufficient data

Composite Progress Percentile: ● 80-99 ● 60-79 ○ 40-59 ● 20-39 ● LESS THAN 20



SCHOOL TYPE/ DISTRICT NAME	CAMPUS NAME	COUNTY	ENROLL- MENT	2008-2009 ACCOUNTABILITY RATING	FAST RATING	COMPOSITE PROGRESS PERCENTILE	MATH PROGRESS PERCENTILE	READING PROGRESS PERCENTILE	SPENDING INDEX	ADJUSTED SPENDING PER PUPIL
<b>LAKE WORTH ISD (CONCLUDED)</b>										
SECONDARY	LAKE WORTH HIGH SCHOOL	TARRANT	624	ACADEMICALLY ACCEPTABLE	★★★★☆☆	34	42	25	AVERAGE	\$5,901
ELEMENTARY AND SECONDARY	TARRANT COUNTY JUVENILE JUSTICE CENTER	TARRANT	4	NOT RATED: OTHER	**	**	**	**	**	**
<b>LAMAR CISD</b>										
ELEMENTARY	BEASLEY ELEMENTARY SCHOOL	FORT BEND	318	RECOGNIZED	★★★★☆☆	15	16	18	LOW	5,576
	BESS CAMPBELL ELEMENTARY SCHOOL	FORT BEND	1,058	EXEMPLARY	★★★★★★	93	90	91	VERY LOW	3,888
	BOWIE ELEMENTARY SCHOOL	FORT BEND	674	EXEMPLARY	★★★★☆☆	57	60	52	LOW	4,858
	FROST ELEMENTARY SCHOOL	FORT BEND	697	EXEMPLARY	★★★★★★	84	74	88	VERY LOW	3,971
	HF MCNEILL ELEMENTARY SCHOOL	FORT BEND	679	EXEMPLARY	**	**	**	**	**	**
	HUGGINS ELEMENTARY SCHOOL	FORT BEND	576	RECOGNIZED	★★★★★★	86	77	89	VERY LOW	4,299
	IRMA DRU HUTCHISON ELEMENTARY SCHOOL	FORT BEND	717	EXEMPLARY	★★★★★★	82	79	82	VERY LOW	4,256
	JACKSON ELEMENTARY SCHOOL	FORT BEND	384	RECOGNIZED	★★★★☆☆	45	53	33	LOW	6,039
	JANE LONG ELEMENTARY SCHOOL	FORT BEND	537	EXEMPLARY	★★★★☆☆	61	66	51	AVERAGE	5,965
	JUAN SEGUIN ELEMENTARY SCHOOL	FORT BEND	277	RECOGNIZED	★★★★☆☆	26	36	18	AVERAGE	6,306
	MANFORD WILLIAMS ELEMENTARY SCHOOL	FORT BEND	461	EXEMPLARY	★★★★☆☆	88	83	89	AVERAGE	5,342
	MEYER ELEMENTARY SCHOOL	FORT BEND	782	RECOGNIZED	★★★★★★	86	89	80	LOW	4,644
	SMITH ELEMENTARY SCHOOL	FORT BEND	701	RECOGNIZED	★★★★★★	61	62	57	VERY LOW	4,605
	STEPHEN F AUSTIN ELEMENTARY SCHOOL	FORT BEND	613	EXEMPLARY	★★★★★★	85	71	91	LOW	4,828
	SUSANNA DICKINSON ELEMENTARY SCHOOL	FORT BEND	695	EXEMPLARY	★★★★★★	88	71	94	VERY LOW	4,244
	TAYLOR RAY ELEMENTARY SCHOOL	FORT BEND	704	EXEMPLARY	★★★★★★	99	98	99	LOW	4,735
	TL PINK ELEMENTARY SCHOOL	FORT BEND	606	EXEMPLARY	★★★★☆☆	89	88	87	AVERAGE	5,190
	TRAVIS ELEMENTARY SCHOOL	FORT BEND	773	EXEMPLARY	★★★★★★	83	89	74	VERY LOW	4,553
	WILLIAM C VELASQUEZ ELEMENTARY SCHOOL	FORT BEND	652	EXEMPLARY	★★★★★★	95	91	96	VERY LOW	4,798
MIDDLE	BRISCOE JUNIOR HIGH SCHOOL	FORT BEND	1,094	ACADEMICALLY ACCEPTABLE	★★★★☆☆	25	26	28	VERY LOW	4,067
	GEORGE JUNIOR HIGH SCHOOL	FORT BEND	972	RECOGNIZED	★★★★☆☆	50	33	66	LOW	4,649
	HENRY WERTHEIMER MIDDLE SCHOOL	FORT BEND	573	EXEMPLARY	**	**	**	**	**	**
	JJ WESSENDORFF MIDDLE SCHOOL	FORT BEND	649	RECOGNIZED	★★★★☆☆	78	72	81	LOW	4,708
	LAMAR JUNIOR HIGH SCHOOL	FORT BEND	1,118	RECOGNIZED	★★★★☆☆	33	36	30	LOW	4,690
	NAVARRO MIDDLE SCHOOL	FORT BEND	485	EXEMPLARY	★★★★☆☆	36	23	53	LOW	5,427
SECONDARY	BF TERRY HIGH SCHOOL	FORT BEND	1,785	RECOGNIZED	★★★★☆☆	35	18	56	VERY LOW	4,551
	FORT BEND COUNTY ALTERNATIVE SCHOOL	FORT BEND	18	NOT RATED: OTHER	**	**	**	**	**	**
	FOSTER HIGH SCHOOL	FORT BEND	2,102	RECOGNIZED	★★★★☆☆	56	47	63	VERY LOW	4,167
	JUVENILE DETENTION CENTER	FORT BEND	31	NOT RATED: OTHER	**	**	**	**	HIGH	8,180
	LAMAR CONSOLIDATED HIGH SCHOOL	FORT BEND	2,044	ACADEMICALLY ACCEPTABLE	★★★★☆☆	20	21	23	VERY LOW	4,352
ELEMENTARY AND SECONDARY	ALTERNATIVE LEARNING CENTER	FORT BEND	67	NOT RATED: OTHER	**	**	**	**	**	**
	COMMUNITY CENTER	FORT BEND	25	NOT RATED: OTHER	**	**	**	**	**	**
<b>LAMESA ISD</b>										
ELEMENTARY	NORTH ELEMENTARY	DAWSON	474	ACADEMICALLY ACCEPTABLE	★★★★☆☆	7	4	18	AVERAGE	7,075
	SOUTH ELEMENTARY	DAWSON	615	ACADEMICALLY ACCEPTABLE	**	**	**	**	VERY HIGH	6,474
MIDDLE	LAMESA MIDDLE SCHOOL	DAWSON	402	ACADEMICALLY ACCEPTABLE	★★★★☆☆	24	21	31	AVERAGE	8,131
SECONDARY	LAMESA HIGH SCHOOL	DAWSON	442	ACADEMICALLY ACCEPTABLE	★★★★☆☆	4	6	6	HIGH	8,269
	LAMESA SUCCESS ACADEMY	DAWSON	9	AEA: ACADEMICALLY ACCEPTABLE	**	**	**	**	**	**
<b>LAMPASAS ISD</b>										
ELEMENTARY	HANNA SPRINGS ELEMENTARY SCHOOL	LAMPASAS	993	RECOGNIZED	★★★★☆☆	48	56	37	AVERAGE	4,888
	KLINE WHITIS ELEMENTARY SCHOOL	LAMPASAS	751	RECOGNIZED	**	**	**	**	AVERAGE	5,025
MIDDLE	LAMPASAS MIDDLE SCHOOL	LAMPASAS	530	ACADEMICALLY ACCEPTABLE	★★★★☆☆	29	21	40	VERY HIGH	6,248
SECONDARY	LAMPASAS HIGH SCHOOL	LAMPASAS	1,041	ACADEMICALLY ACCEPTABLE	★★★★☆☆	20	14	31	AVERAGE	5,602
<b>LANCASTER ISD</b>										
ELEMENTARY	BELT LINE ELEMENTARY SCHOOL	DALLAS	495	RECOGNIZED	★★★★☆☆	36	63	13	HIGH	4,611
	HOUSTON ELEMENTARY SCHOOL	DALLAS	648	RECOGNIZED	★★★★☆☆	34	28	41	VERY LOW	4,230
	LANCASTER ELEMENTARY SCHOOL	DALLAS	478	ACADEMICALLY ACCEPTABLE	★★★★☆☆	46	62	25	VERY LOW	4,311
	PLEASANT RUN ELEMENTARY SCHOOL	DALLAS	304	RECOGNIZED	★★★★☆☆	61	63	54	HIGH	5,701

\*\* Insufficient data

Composite Progress Percentile: ● 80-99 ● 60-79 ○ 40-59 ◐ 20-39 ● LESS THAN 20

SCHOOL TYPE/ DISTRICT NAME	CAMPUS NAME	COUNTY	ENROLL- MENT	2008-2009 ACCOUNTABILITY RATING	FAST RATING	COMPOSITE PROGRESS PERCENTILE	MATH PROGRESS PERCENTILE	READING PROGRESS PERCENTILE	SPENDING INDEX	ADJUSTED SPENDING PER PUPIL
<b>LANCASTER ISD (CONCLUDED)</b>										
	ROLLING HILLS ELEMENTARY SCHOOL	DALLAS	446	RECOGNIZED	★★★★★☆☆	○ 52	80	18	LOW	\$5,139
	ROSA PARKS/MILLBROOK ELEMENTARY SCHOOL	DALLAS	419	RECOGNIZED	★★★★★☆☆	○ 57	61	50	LOW	4,998
	WEST MAIN ELEMENTARY SCHOOL	DALLAS	206	RECOGNIZED	★★★★★☆☆	○ 46	39	52	VERY HIGH	8,177
MIDDLE	LANCASTER MIDDLE SCHOOL	DALLAS	1,292	ACADEMICALLY UNACCEPTABLE	★★★★★☆☆	◐ 20	5	56	VERY LOW	3,796
SECONDARY	LANCASTER HIGH SCHOOL	DALLAS	1,697	ACADEMICALLY ACCEPTABLE	★★★★★☆☆	● 6	5	13	VERY LOW	4,283
	LANCASTER ISD JJAEP	DALLAS	1	NOT RATED: OTHER	**	**	**	**	**	**
<b>LANEVILLE ISD</b>										
ELEMENTARY AND SECONDARY	LANEVILLE SCHOOL	RUSK	154	ACADEMICALLY ACCEPTABLE	★★★★★☆☆	◐ 33	53	15	HIGH	10,924
<b>LAPOYNOR ISD</b>										
ELEMENTARY	LAPOYNOR ELEMENTARY SCHOOL	HENDERSON	248	EXEMPLARY	★★★★★☆☆	● 93	85	95	AVERAGE	6,778
MIDDLE	LAPOYNOR JUNIOR HIGH SCHOOL	HENDERSON	98	ACADEMICALLY ACCEPTABLE	★★★★★☆☆	◐ 22	13	39	VERY HIGH	7,696
SECONDARY	LAPOYNOR HIGH SCHOOL	HENDERSON	131	EXEMPLARY	★★★★★☆☆	◐ 60	64	52	AVERAGE	8,974
<b>LAREDO ISD</b>										
ELEMENTARY	BRUNI ELEMENTARY SCHOOL	WEBB	703	ACADEMICALLY ACCEPTABLE	★★★★★☆☆	● 90	70	97	AVERAGE	5,758
	DAICHES ELEMENTARY SCHOOL	WEBB	596	ACADEMICALLY ACCEPTABLE	★★★★★☆☆	○ 41	55	24	VERY HIGH	7,079
	DD HACHAR ELEMENTARY SCHOOL	WEBB	574	ACADEMICALLY UNACCEPTABLE	★★★★★☆☆	● 13	3	43	VERY HIGH	6,261
	DON JOSE GALLEGU ELEMENTARY SCHOOL	WEBB	697	RECOGNIZED	★★★★★☆☆	● 93	81	96	AVERAGE	5,925
	DOVALINA ELEMENTARY SCHOOL	WEBB	523	ACADEMICALLY UNACCEPTABLE	★★★★★☆☆	● 11	12	15	VERY HIGH	6,190
	FARIAS ELEMENTARY SCHOOL	WEBB	930	ACADEMICALLY ACCEPTABLE	★★★★★☆☆	○ 41	43	37	VERY HIGH	5,995
	HB ZACHRY ELEMENTARY SCHOOL	WEBB	736	ACADEMICALLY ACCEPTABLE	★★★★★☆☆	○ 43	55	27	HIGH	5,863
	HEIGHTS ELEMENTARY SCHOOL	WEBB	423	RECOGNIZED	★★★★★☆☆	● 83	70	89	VERY HIGH	7,424
	J KAWAS ELEMENTARY SCHOOL	WEBB	648	RECOGNIZED	★★★★★☆☆	● 3	3	7	HIGH	6,025
	JC MARTIN JR. ELEMENTARY SCHOOL	WEBB	540	ACADEMICALLY UNACCEPTABLE	★★★★★☆☆	● 8	16	7	VERY HIGH	6,968
	LEYENDECKER ELEMENTARY SCHOOL	WEBB	591	ACADEMICALLY ACCEPTABLE	★★★★★☆☆	○ 42	67	16	VERY HIGH	7,156
	LIGARDE ELEMENTARY SCHOOL	WEBB	752	RECOGNIZED	★★★★★☆☆	● 99	97	99	AVERAGE	5,560
	MACDONELL ELEMENTARY SCHOOL	WEBB	647	ACADEMICALLY ACCEPTABLE	★★★★★☆☆	○ 43	44	40	AVERAGE	5,858
	MILTON ELEMENTARY SCHOOL	WEBB	860	RECOGNIZED	★★★★★☆☆	● 96	97	90	AVERAGE	5,681
	PIERCE ELEMENTARY SCHOOL	WEBB	887	ACADEMICALLY ACCEPTABLE	★★★★★☆☆	◐ 33	43	23	AVERAGE	5,659
	RYAN ELEMENTARY SCHOOL	WEBB	902	RECOGNIZED	★★★★★☆☆	○ 49	37	61	AVERAGE	5,793
	SANTA MARIA ELEMENTARY SCHOOL	WEBB	695	ACADEMICALLY ACCEPTABLE	★★★★★☆☆	● 93	89	93	AVERAGE	5,859
	SANTO NINO ELEMENTARY SCHOOL	WEBB	830	RECOGNIZED	★★★★★☆☆	● 91	87	91	HIGH	5,782
	T SANCHEZ ELEMENTARY SCHOOL/H OCHOA ELEMENTARY SCHOOL	WEBB	874	ACADEMICALLY ACCEPTABLE	★★★★★☆☆	● 1	1	1	AVERAGE	5,814
	TARVER ELEMENTARY SCHOOL	WEBB	646	RECOGNIZED	★★★★★☆☆	◐ 61	60	60	HIGH	5,806
MIDDLE	CHRISTEN MIDDLE SCHOOL	WEBB	1,495	ACADEMICALLY ACCEPTABLE	★★★★★☆☆	◐ 32	43	22	VERY HIGH	6,402
	JOAQUIN CIGARROA MIDDLE SCHOOL	WEBB	1,272	ACADEMICALLY ACCEPTABLE	★★★★★☆☆	● 11	48	2	HIGH	6,956
	LAMAR MIDDLE SCHOOL	WEBB	1,315	ACADEMICALLY ACCEPTABLE	★★★★★☆☆	● 12	20	10	VERY HIGH	6,698
	MEMORIAL MIDDLE SCHOOL	WEBB	785	ACADEMICALLY ACCEPTABLE	★★★★★☆☆	◐ 26	30	24	AVERAGE	6,834
SECONDARY	DR LEO CIGARROA HIGH SCHOOL	WEBB	1,591	ACADEMICALLY ACCEPTABLE	★★★★★☆☆	◐ 37	37	36	VERY HIGH	7,347
	EARLY COLLEGE HIGH SCHOOL	WEBB	302	EXEMPLARY	★★★★★☆☆	○ 54	60	43	HIGH	7,032
	MARTIN HIGH SCHOOL	WEBB	1,962	ACADEMICALLY ACCEPTABLE	★★★★★☆☆	◐ 20	29	16	VERY LOW	6,524
	NIXON HIGH SCHOOL	WEBB	2,007	ACADEMICALLY ACCEPTABLE	★★★★★☆☆	◐ 35	29	43	VERY HIGH	6,387
	WEBB COUNTY JJAEP	WEBB	25	NOT RATED: OTHER	**	**	**	**	**	**
ELEMENTARY AND SECONDARY	FS LARA ACADEMY	WEBB	95	NOT RATED: OTHER	**	**	**	**	**	**
<b>LASARA ISD</b>										
ELEMENTARY	LASARA ELEMENTARY SCHOOL	WILLACY	377	RECOGNIZED	★★★★★☆☆	◐ 69	69	66	VERY HIGH	8,970
SECONDARY	LASARA HIGH SCHOOL	WILLACY	47	RECOGNIZED	**	**	**	**	**	**
<b>LATEXO ISD</b>										
ELEMENTARY	LATEXO ELEMENTARY SCHOOL	HOUSTON	244	RECOGNIZED	★★★★★☆☆	○ 54	39	67	LOW	6,543
SECONDARY	LATEXO HIGH SCHOOL	HOUSTON	201	RECOGNIZED	★★★★★☆☆	◐ 34	29	41	AVERAGE	9,212
<b>LAZBUDDIE ISD</b>										
ELEMENTARY AND SECONDARY	LAZBUDDIE SCHOOL	PARMER	146	RECOGNIZED	★★★★★☆☆	○ 43	34	52	HIGH	10,369

\*\* Insufficient data

Composite Progress Percentile: ● 80-99 ◐ 60-79 ○ 40-59 ◐ 20-39 ● LESS THAN 20

SCHOOL TYPE/ DISTRICT NAME	CAMPUS NAME	COUNTY	ENROLL- MENT	2008-2009 ACCOUNTABILITY RATING	FAST RATING	COMPOSITE PROGRESS PERCENTILE	MATH PROGRESS PERCENTILE	READING PROGRESS PERCENTILE	SPENDING INDEX	ADJUSTED SPENDING PER PUPIL
<b>LEAKEY ISD</b>										
ELEMENTARY AND SECONDARY	LEAKEY SCHOOL	REAL	248	RECOGNIZED	★★★★★☆☆	38	20	60	VERY HIGH	\$10,290
<b>LEANDER ISD</b>										
ELEMENTARY	ADA MAE FAUBION ELEMENTARY SCHOOL	WILLIAMSON	605	EXEMPLARY	★★★★★☆☆	77	66	84	AVERAGE	5,963
	BAGDAD ELEMENTARY SCHOOL	WILLIAMSON	598	ACADEMICALLY ACCEPTABLE	★★★★★☆☆	57	70	37	HIGH	6,736
	BLOCK HOUSE CREEK ELEMENTARY SCHOOL	WILLIAMSON	763	EXEMPLARY	★★★★★☆☆	59	68	46	AVERAGE	5,155
	CC MASON ELEMENTARY SCHOOL	WILLIAMSON	683	EXEMPLARY	★★★★★☆☆	77	78	75	HIGH	6,437
	CHARLOTTE COX ELEMENTARY SCHOOL	WILLIAMSON	1,002	EXEMPLARY	★★★★★☆☆	76	70	79	AVERAGE	5,067
	CYPRESS ELEMENTARY SCHOOL	WILLIAMSON	804	EXEMPLARY	★★★★★☆☆	93	86	95	HIGH	5,764
	DEER CREEK ELEMENTARY SCHOOL	WILLIAMSON	812	EXEMPLARY	★★★★★☆☆	89	71	95	LOW	4,690
	GRANDVIEW HILLS ELEMENTARY SCHOOL	WILLIAMSON	359	EXEMPLARY	**	**	**	**	**	**
	JIM PLAIN ELEMENTARY SCHOOL	WILLIAMSON	608	RECOGNIZED	★★★★★☆☆	63	69	53	LOW	5,839
	LAURA WELCH BUSH ELEMENTARY SCHOOL	WILLIAMSON	1,034	EXEMPLARY	★★★★★☆☆	90	81	93	LOW	4,202
	LOIS F GIDDENS ELEMENTARY SCHOOL	WILLIAMSON	559	EXEMPLARY	★★★★★☆☆	76	88	60	HIGH	6,025
	PARKSIDE ELEMENTARY SCHOOL	WILLIAMSON	535	EXEMPLARY	**	**	**	**	**	**
	PATRICIA KNOWLES ELEMENTARY SCHOOL	WILLIAMSON	660	RECOGNIZED	★★★★★☆☆	72	53	85	VERY HIGH	6,604
	PAULINE NAUMANN ELEMENTARY SCHOOL	WILLIAMSON	758	RECOGNIZED	★★★★★☆☆	73	71	74	AVERAGE	5,237
	PLEASANT HILL ELEMENTARY SCHOOL	WILLIAMSON	650	EXEMPLARY	★★★★★☆☆	57	37	74	LOW	5,350
	RIVER PLACE ELEMENTARY SCHOOL	WILLIAMSON	644	EXEMPLARY	**	**	**	**	**	**
	RUTLEDGE ELEMENTARY SCHOOL	WILLIAMSON	971	EXEMPLARY	★★★★★☆☆	73	66	78	LOW	4,682
	STEINER RANCH ELEMENTARY SCHOOL	WILLIAMSON	840	EXEMPLARY	★★★★★☆☆	77	64	85	LOW	4,971
	WESTSIDE ELEMENTARY SCHOOL	WILLIAMSON	599	EXEMPLARY	**	**	**	**	**	**
	WHITESTONE ELEMENTARY SCHOOL	WILLIAMSON	784	RECOGNIZED	★★★★★☆☆	39	55	22	HIGH	5,921
	WILLIAM J WINKLEY ELEMENTARY SCHOOL	WILLIAMSON	699	RECOGNIZED	★★★★★☆☆	76	74	76	LOW	5,857
MIDDLE	ARTIE L HENRY MIDDLE SCHOOL	WILLIAMSON	1,260	ACADEMICALLY ACCEPTABLE	★★★★★☆☆	55	58	48	AVERAGE	5,072
	CANYON RIDGE MIDDLE SCHOOL	WILLIAMSON	1,061	EXEMPLARY	★★★★★☆☆	59	67	46	LOW	5,340
	CEDAR PARK MIDDLE SCHOOL	WILLIAMSON	1,269	RECOGNIZED	★★★★★☆☆	55	58	49	AVERAGE	5,130
	KNOX WILEY MIDDLE SCHOOL	WILLIAMSON	825	RECOGNIZED	★★★★★☆☆	56	61	48	HIGH	6,048
	LEANDER MIDDLE SCHOOL	WILLIAMSON	744	RECOGNIZED	★★★★★☆☆	51	53	46	VERY HIGH	7,769
	RUNNING BRUSHY MIDDLE SCHOOL	WILLIAMSON	1,079	RECOGNIZED	★★★★★☆☆	64	60	64	HIGH	5,709
SECONDARY	CEDAR PARK HIGH SCHOOL	WILLIAMSON	2,395	RECOGNIZED	★★★★★☆☆	49	42	55	AVERAGE	4,964
	LEANDER HIGH SCHOOL	WILLIAMSON	2,347	ACADEMICALLY ACCEPTABLE	★★★★★☆☆	28	26	34	HIGH	5,810
	NEW HOPE HIGH SCHOOL	WILLIAMSON	27	AEA: ACADEMICALLY ACCEPTABLE	**	**	**	**	HIGH	12,613
	ROUSE HIGH SCHOOL	WILLIAMSON	371	RECOGNIZED	**	**	**	**	**	**
	VISTA RIDGE HIGH SCHOOL	WILLIAMSON	2,005	RECOGNIZED	★★★★★☆☆	41	26	59	AVERAGE	5,104
	WILLIAMSON CO ACADEMY	WILLIAMSON	10	NOT RATED: OTHER	**	**	**	**	**	**
	WILLIAMSON COUNTY DETENTION CENTER	WILLIAMSON	4	NOT RATED: OTHER	**	**	**	**	**	**
<b>LEARY ISD</b>										
ELEMENTARY	LEARY ELEMENTARY SCHOOL	BOWIE	115	RECOGNIZED	★★★★★☆☆	37	30	44	VERY HIGH	7,219
<b>LEFORS ISD</b>										
ELEMENTARY AND SECONDARY	LEFORS SCHOOL	GRAY	143	ACADEMICALLY ACCEPTABLE	★★★★★☆☆	5	1	37	HIGH	8,736
<b>LEGGETT ISD</b>										
ELEMENTARY	LEGGETT ELEMENTARY SCHOOL	POLK	117	ACADEMICALLY ACCEPTABLE	★★★★★☆☆	40	23	60	AVERAGE	6,535
SECONDARY	LEGGETT HIGH SCHOOL	POLK	98	ACADEMICALLY ACCEPTABLE	★★★★★☆☆	26	16	42	AVERAGE	11,094
<b>LEON ISD</b>										
ELEMENTARY	LEON ELEMENTARY SCHOOL	LEON	337	RECOGNIZED	★★★★★☆☆	43	16	73	HIGH	8,061
MIDDLE	LEON JUNIOR HIGH SCHOOL	LEON	154	RECOGNIZED	★★★★★☆☆	18	20	21	HIGH	9,298
SECONDARY	LEON HIGH SCHOOL	LEON	222	RECOGNIZED	★★★★★☆☆	21	25	20	HIGH	9,847
<b>LEONARD ISD</b>										
ELEMENTARY	LEONARD ELEMENTARY SCHOOL	FANNIN	283	RECOGNIZED	**	**	**	**	VERY LOW	5,744
	LEONARD INTERMEDIATE SCHOOL	FANNIN	112	RECOGNIZED	★★★★★☆☆	22	6	57	LOW	6,163
MIDDLE	LEONARD JUNIOR HIGH SCHOOL	FANNIN	220	ACADEMICALLY ACCEPTABLE	★★★★★☆☆	25	26	27	VERY LOW	6,309
SECONDARY	LEONARD HIGH SCHOOL	FANNIN	274	RECOGNIZED	★★★★★☆☆	40	38	42	LOW	6,380

\*\* Insufficient data

Composite Progress Percentile: ● 80-99 ● 60-79 ○ 40-59 ● 20-39 ● LESS THAN 20

SCHOOL TYPE/ DISTRICT NAME	CAMPUS NAME	COUNTY	ENROLL- MENT	2008-2009 ACCOUNTABILITY RATING	FAST RATING	COMPOSITE PROGRESS PERCENTILE	MATH PROGRESS PERCENTILE	READING PROGRESS PERCENTILE	SPENDING INDEX	ADJUSTED SPENDING PER PUPIL
<b>LEVELLAND ISD</b>										
ELEMENTARY	CACTUS ELEMENTARY SCHOOL	HOCKLEY	331	EXEMPLARY	**	**	**	**	LOW	\$6,594
	LEVELLAND ACADEMIC BEGINNINGS CENTER	HOCKLEY	486	EXEMPLARY	**	**	**	**	AVERAGE	5,857
	LEVELLAND INTERMEDIATE SCHOOL	HOCKLEY	412	RECOGNIZED	★★★★☆	64	71	52	HIGH	7,468
	SOUTH ELEMENTARY SCHOOL	HOCKLEY	349	EXEMPLARY	**	**	**	**	AVERAGE	6,299
MIDDLE	LEVELLAND MIDDLE SCHOOL	HOCKLEY	592	ACADEMICALLY ACCEPTABLE	★★★★☆	4	10	3	HIGH	7,391
SECONDARY	ACE HIGH SCHOOL	HOCKLEY	50	AEA: ACADEMICALLY ACCEPTABLE	**	**	**	**	**	**
	LEVELLAND HIGH SCHOOL	HOCKLEY	759	ACADEMICALLY ACCEPTABLE	★★★★☆	20	21	23	HIGH	8,357
<b>LEVERETTS CHAPEL ISD</b>										
ELEMENTARY	LEVERETTS CHAPEL ELEMENTARY SCHOOL	RUSK	155	EXEMPLARY	★★★★☆	67	83	47	LOW	6,424
MIDDLE	LEVERETTS CHAPEL JUNIOR HIGH SCHOOL	RUSK	32	ACADEMICALLY ACCEPTABLE	★★★★☆	19	18	24	LOW	7,209
SECONDARY	LEVERETTS CHAPEL HIGH SCHOOL	RUSK	66	RECOGNIZED	★★★★☆	13	6	29	VERY HIGH	12,945
<b>LEWISVILLE ISD</b>										
ELEMENTARY	BB OWEN ELEMENTARY SCHOOL	DENTON	411	RECOGNIZED	★★★★☆	51	46	54	HIGH	6,422
	BLUEBONNET ELEMENTARY SCHOOL	DENTON	559	EXEMPLARY	★★★★☆	85	65	93	LOW	4,653
	BRIDLEWOOD ELEMENTARY SCHOOL	DENTON	768	EXEMPLARY	★★★★☆	79	63	88	VERY LOW	4,215
	CAMEY ELEMENTARY SCHOOL	DENTON	573	RECOGNIZED	★★★★☆	66	47	79	AVERAGE	5,503
	CASTLE HILLS ELEMENTARY SCHOOL	DENTON	683	EXEMPLARY	★★★★☆	86	64	94	LOW	4,562
	CENTRAL ELEMENTARY SCHOOL	DENTON	907	ACADEMICALLY ACCEPTABLE	★★★★☆	63	66	56	AVERAGE	5,893
	COLLEGE ST ELEMENTARY SCHOOL	DENTON	273	RECOGNIZED	★★★★☆	57	41	70	AVERAGE	6,812
	COYOTE RIDGE ELEMENTARY SCHOOL	DENTON	642	EXEMPLARY	★★★★☆	68	45	84	AVERAGE	4,620
	CREEKSIDE ELEMENTARY SCHOOL	DENTON	524	RECOGNIZED	★★★★☆	68	72	62	AVERAGE	6,133
	DEGAN ELEMENTARY SCHOOL	DENTON	646	EXEMPLARY	★★★★☆	84	93	68	AVERAGE	5,333
	DONALD ELEMENTARY SCHOOL	DENTON	532	EXEMPLARY	★★★★☆	95	83	98	AVERAGE	5,618
	ETHRIDGE ELEMENTARY SCHOOL	DENTON	419	EXEMPLARY	★★★★☆	75	54	88	AVERAGE	5,896
	FLOWER MOUND ELEMENTARY SCHOOL	DENTON	597	EXEMPLARY	★★★★☆	83	71	88	LOW	5,083
	FOREST VISTA ELEMENTARY SCHOOL	DENTON	534	EXEMPLARY	★★★★☆	93	76	97	AVERAGE	5,289
	GARDEN RIDGE ELEMENTARY SCHOOL	DENTON	531	EXEMPLARY	★★★★☆	83	61	93	AVERAGE	5,276
	HEBRON VALLEY ELEMENTARY SCHOOL	DENTON	671	EXEMPLARY	★★★★☆	93	87	93	LOW	4,959
	HEDRICK ELEMENTARY SCHOOL	DENTON	588	ACADEMICALLY ACCEPTABLE	★★★★☆	82	81	79	HIGH	6,718
	HERITAGE ELEMENTARY SCHOOL	DENTON	768	EXEMPLARY	★★★★☆	87	66	95	VERY LOW	4,438
	HIGHLAND VILLAGE ELEMENTARY SCHOOL	DENTON	409	EXEMPLARY	★★★★☆	68	50	81	AVERAGE	5,836
	HOMESTEAD ELEMENTARY SCHOOL	DENTON	593	EXEMPLARY	★★★★☆	76	62	85	AVERAGE	5,240
	INDEPENDENCE ELEMENTARY SCHOOL	DENTON	503	ACADEMICALLY ACCEPTABLE	**	**	**	**	**	**
	INDIAN CREEK ELEMENTARY SCHOOL	DENTON	523	RECOGNIZED	★★★★☆	75	56	87	LOW	4,814
	LAKELAND ELEMENTARY SCHOOL	DENTON	832	ACADEMICALLY ACCEPTABLE	★★★★☆	80	91	65	HIGH	6,020
	LIBERTY ELEMENTARY SCHOOL	DENTON	882	EXEMPLARY	★★★★☆	88	68	95	VERY LOW	4,244
	LILLIE J JACKSON EARLY CHILDHOOD CENTER	DENTON	455	NOT RATED: OTHER	**	**	**	**	VERY LOW	4,583
	MARJORY VICKERY ELEMENTARY SCHOOL	DENTON	580	RECOGNIZED	★★★★☆	76	62	85	LOW	5,547
	MCAULIFFE ELEMENTARY SCHOOL	DENTON	539	EXEMPLARY	★★★★☆	91	76	95	LOW	5,312
	MORNINGSIDE ELEMENTARY SCHOOL	DENTON	670	EXEMPLARY	★★★★☆	83	60	93	LOW	4,881
	OLD SETTLERS ELEMENTARY SCHOOL	DENTON	742	EXEMPLARY	★★★★☆	90	73	96	VERY LOW	4,611
	PARKWAY ELEMENTARY SCHOOL	DENTON	442	EXEMPLARY	★★★★☆	53	46	59	AVERAGE	5,937
	PETERS COLONY ELEMENTARY SCHOOL	DENTON	617	EXEMPLARY	★★★★☆	69	71	64	AVERAGE	6,097
	POLSER ELEMENTARY SCHOOL	DENTON	450	RECOGNIZED	★★★★☆	82	75	85	HIGH	5,683
	PRAIRIE TRAIL ELEMENTARY SCHOOL	DENTON	725	EXEMPLARY	★★★★☆	93	73	98	AVERAGE	5,048
	ROCKBROOK ELEMENTARY SCHOOL	DENTON	736	RECOGNIZED	★★★★☆	67	60	72	HIGH	5,454
	SOUTHRIDGE ELEMENTARY SCHOOL	DENTON	756	EXEMPLARY	★★★★☆	95	89	96	AVERAGE	5,428
	STEWARTS CREEK ELEMENTARY SCHOOL	DENTON	406	RECOGNIZED	★★★★☆	66	73	55	AVERAGE	6,102
	TIMBER CREEK ELEMENTARY SCHOOL	DENTON	544	RECOGNIZED	★★★★☆	77	48	93	VERY LOW	5,134
	TOM HICKS ELEMENTARY SCHOOL	DENTON	631	EXEMPLARY	★★★★☆	75	52	88	LOW	4,784
	VALLEY RIDGE ELEMENTARY SCHOOL	DENTON	717	RECOGNIZED	★★★★☆	81	81	79	LOW	4,946
	WELLINGTON ELEMENTARY SCHOOL	DENTON	960	EXEMPLARY	★★★★☆	82	70	88	VERY LOW	4,511

\*\* Insufficient data

Composite Progress Percentile: ● 80-99 ● 60-79 ○ 40-59 ◐ 20-39 ● LESS THAN 20

SCHOOL TYPE/ DISTRICT NAME	CAMPUS NAME	COUNTY	ENROLL- MENT	2008-2009 ACCOUNTABILITY RATING	FAST RATING	COMPOSITE PROGRESS PERCENTILE	MATH PROGRESS PERCENTILE	READING PROGRESS PERCENTILE	SPENDING INDEX	ADJUSTED SPENDING PER PUPIL
<b>LEWISVILLE ISD (CONCLUDED)</b>										
MIDDLE	ARBOR CREEK MIDDLE SCHOOL	DENTON	778	RECOGNIZED	★★★★☆	66	71	57	HIGH	\$5,481
	BRIARHILL MIDDLE SCHOOL	DENTON	1,007	EXEMPLARY	★★★★☆	54	60	44	LOW	4,925
	CLAYTON DOWNING MIDDLE SCHOOL	DENTON	667	EXEMPLARY	★★★★☆	58	62	51	LOW	4,908
	CREEK VALLEY MIDDLE SCHOOL	DENTON	670	RECOGNIZED	★★★★☆	56	51	58	AVERAGE	5,344
	DELAY MIDDLE SCHOOL	DENTON	620	RECOGNIZED	★★★★☆	76	86	63	VERY HIGH	8,627
	FORESTWOOD MIDDLE SCHOOL	DENTON	655	EXEMPLARY	★★★★☆	51	53	44	HIGH	5,884
	GRIFFIN MIDDLE SCHOOL	DENTON	679	ACADEMICALLY ACCEPTABLE	★★★★☆	41	31	52	HIGH	6,576
	HEDRICK MIDDLE SCHOOL	DENTON	618	ACADEMICALLY ACCEPTABLE	★★★★☆	49	26	72	VERY HIGH	7,441
	HUFFINES MIDDLE SCHOOL	DENTON	909	ACADEMICALLY ACCEPTABLE	★★★★☆	54	73	29	AVERAGE	6,446
	KILLIAN MIDDLE SCHOOL	DENTON	581	RECOGNIZED	**	**	**	**	**	**
	LAKEVIEW MIDDLE SCHOOL	DENTON	837	ACADEMICALLY ACCEPTABLE	★★★★☆	45	48	40	HIGH	5,864
	LAMAR MIDDLE SCHOOL	DENTON	797	RECOGNIZED	★★★★☆	71	84	54	HIGH	5,719
	MARSHALL DURHAM MIDDLE SCHOOL	DENTON	693	RECOGNIZED	★★★★☆	68	68	65	AVERAGE	6,618
	MCKAMY MIDDLE SCHOOL	DENTON	1,045	EXEMPLARY	★★★★☆	61	60	59	VERY LOW	4,747
	SHADOW RIDGE MIDDLE SCHOOL	DENTON	781	EXEMPLARY	★★★★☆	65	55	71	AVERAGE	5,341
SECONDARY	C DOUGLAS KILLOUGH LEWISVILLE HIGH SCHOOL NORTH	DENTON	904	EXEMPLARY	★★★★☆	99	99	99	AVERAGE	5,861
	DENTON COUNTY JJAEP	DENTON	36	NOT RATED: OTHER	**	**	**	**	VERY HIGH	11,313
	FLOWER MOUND HIGH SCHOOL	DENTON	3,046	EXEMPLARY	★★★★☆	57	43	69	VERY LOW	4,380
	HEBRON HIGH SCHOOL	DENTON	2,631	EXEMPLARY	★★★★☆	62	48	73	LOW	4,703
	LEWISVILLE HIGH SCHOOL	DENTON	2,647	RECOGNIZED	★★★★☆	17	15	24	AVERAGE	5,309
	MARCUS HIGH SCHOOL	DENTON	3,023	EXEMPLARY	★★★★☆	45	36	54	LOW	4,617
	THE COLONY HIGH SCHOOL	DENTON	1,864	RECOGNIZED	★★★★☆	54	35	71	LOW	5,586
ELEMENTARY AND SECONDARY	LEWISVILLE LEARNING CENTER	DENTON	212	AEA: ACADEMICALLY ACCEPTABLE	**	**	**	**	**	**
<b>LEXINGTON ISD</b>										
ELEMENTARY	LEXINGTON ELEMENTARY SCHOOL	LEE	460	RECOGNIZED	★★★★☆	30	24	39	VERY LOW	5,473
MIDDLE	LEXINGTON MIDDLE SCHOOL	LEE	224	ACADEMICALLY ACCEPTABLE	★★★★☆	18	42	6	LOW	7,328
SECONDARY	LEXINGTON HIGH SCHOOL	LEE	277	ACADEMICALLY ACCEPTABLE	★★★★☆	39	20	62	VERY LOW	7,796
<b>LIBERTY HILL ISD</b>										
ELEMENTARY	BILL BURDEN ELEMENTARY SCHOOL	WILLIAMSON	575	EXEMPLARY	★★★★☆	59	49	66	AVERAGE	5,200
	LIBERTY HILL ELEMENTARY SCHOOL	WILLIAMSON	381	EXEMPLARY	**	**	**	**	HIGH	6,272
MIDDLE	LIBERTY HILL INTERMEDIATE SCHOOL	WILLIAMSON	428	EXEMPLARY	★★★★☆	77	79	74	AVERAGE	5,422
	LIBERTY HILL JUNIOR HIGH SCHOOL	WILLIAMSON	370	RECOGNIZED	★★★★☆	40	56	23	HIGH	5,856
SECONDARY	LIBERTY HILL HIGH SCHOOL	WILLIAMSON	721	RECOGNIZED	★★★★☆	32	36	29	LOW	5,577
<b>LIBERTY ISD</b>										
ELEMENTARY	LIBERTY ELEMENTARY SCHOOL	LIBERTY	682	ACADEMICALLY ACCEPTABLE	★★★★☆	54	52	52	VERY LOW	4,070
	SAN JACINTO ELEMENTARY SCHOOL	LIBERTY	446	ACADEMICALLY ACCEPTABLE	**	**	**	**	LOW	4,592
MIDDLE	LIBERTY MIDDLE SCHOOL	LIBERTY	470	ACADEMICALLY ACCEPTABLE	★★★★☆	4	2	17	LOW	5,126
SECONDARY	HARDIN/CHAMBERS CENTER	LIBERTY	3	NOT RATED: OTHER	**	**	**	**	**	**
	LIBERTY HIGH SCHOOL	LIBERTY	643	ACADEMICALLY ACCEPTABLE	★★★★☆	34	28	42	LOW	5,302
<b>LIBERTY-EYLAU ISD</b>										
ELEMENTARY	LIBERTY-EYLAU CK BENDER ELEMENTARY SCHOOL CAMPUS	BOWIE	602	EXEMPLARY	★★★★☆	65	76	50	VERY HIGH	6,217
	LIBERTY-EYLAU PRE-K CENTER GRANDVIEW CAMPUS	BOWIE	279	NOT RATED: OTHER	**	**	**	**	AVERAGE	5,779
	LIBERTY-EYLAU PRIMARY SCHOOL	BOWIE	391	EXEMPLARY	**	**	**	**	VERY HIGH	6,231
MIDDLE	LIBERTY-EYLAU MIDDLE SCHOOL	BOWIE	746	RECOGNIZED	★★★★☆	47	49	41	HIGH	6,594
SECONDARY	ALTERNATIVE SCHOOL	BOWIE	35	AEA: ACADEMICALLY ACCEPTABLE	**	**	**	**	VERY HIGH	14,316
	LIBERTY-EYLAU HIGH SCHOOL	BOWIE	723	RECOGNIZED	★★★★☆	12	6	31	AVERAGE	7,198
<b>LIFE SCHOOL (C)</b>										
ELEMENTARY	LIFE SCHOOL LANCASTER (C)	DALLAS	506	ACADEMICALLY ACCEPTABLE	**	**	**	**	**	**
	LIFE SCHOOL MCKINNEY (C)	DALLAS	82	RECOGNIZED	**	**	**	**	**	**
ELEMENTARY AND SECONDARY	LIFE SCHOOL OAK CLIFF (C)	DALLAS	1,273	ACADEMICALLY ACCEPTABLE	★★★★☆	45	30	61	VERY LOW	3,914
	LIFE SCHOOL RED OAK (C)	DALLAS	1,263	RECOGNIZED	★★★★☆	43	33	53	VERY LOW	3,351

\*\* Insufficient data

Composite Progress Percentile: ● 80-99 ● 60-79 ○ 40-59 ● 20-39 ● LESS THAN 20

SCHOOL TYPE/ DISTRICT NAME	CAMPUS NAME	COUNTY	ENROLL- MENT	2008-2009 ACCOUNTABILITY RATING	FAST RATING	COMPOSITE PROGRESS PERCENTILE	MATH PROGRESS PERCENTILE	READING PROGRESS PERCENTILE	SPENDING INDEX	ADJUSTED SPENDING PER PUPIL
<b>LIGHTHOUSE CHARTER SCHOOL (C)</b>										
ELEMENTARY	LIGHTHOUSE CHARTER SCHOOL (C)	BEXAR	166	ACADEMICALLY ACCEPTABLE	★ ★ ★ ★ ★	● 3	3	9	HIGH	\$5,866
<b>LINDALE ISD</b>										
ELEMENTARY	EARLY CHILDHOOD CENTER	SMITH	379	NOT RATED: OTHER	**	**	**	**	AVERAGE	5,824
	LINDALE PRIMARY SCHOOL	SMITH	518	EXEMPLARY	**	**	**	**	LOW	4,762
	VELMA PENNY ELEMENTARY SCHOOL	SMITH	544	EXEMPLARY	★ ★ ★ ★ ★	● 81	96	56	LOW	4,926
MIDDLE	EJ MOSS INTERMEDIATE SCHOOL	SMITH	515	EXEMPLARY	★ ★ ★ ★ ★	● 82	83	79	VERY LOW	4,575
	LINDALE JUNIOR HIGH SCHOOL	SMITH	538	RECOGNIZED	★ ★ ★ ★ ★	○ 48	53	39	AVERAGE	5,635
SECONDARY	LINDALE HIGH SCHOOL	SMITH	989	EXEMPLARY	★ ★ ★ ★ ★	◐ 34	29	41	HIGH	5,757
<b>LINDEN-KILDARE CISD</b>										
ELEMENTARY	LINDEN ELEMENTARY SCHOOL	CASS	354	EXEMPLARY	★ ★ ★ ★ ★	● 86	83	87	VERY HIGH	7,446
MIDDLE	MAE LUSTER STEPHENS JUNIOR HIGH SCHOOL	CASS	194	ACADEMICALLY ACCEPTABLE	★ ★ ★ ★ ★	● 15	4	42	VERY LOW	6,134
SECONDARY	LINDENKILDARE HIGH SCHOOL	CASS	252	ACADEMICALLY ACCEPTABLE	★ ★ ★ ★ ★	● 17	12	28	AVERAGE	8,268
<b>LINDSAY ISD</b>										
ELEMENTARY	LINDSAY ELEMENTARY SCHOOL	COOKE	276	EXEMPLARY	★ ★ ★ ★ ★	◐ 78	81	74	VERY LOW	5,038
SECONDARY	LINDSAY HIGH SCHOOL	COOKE	242	EXEMPLARY	★ ★ ★ ★ ★	○ 45	56	31	VERY LOW	6,301
<b>LINGLEVILLE ISD</b>										
ELEMENTARY AND SECONDARY	LINGLEVILLE SCHOOL	ERATH	212	RECOGNIZED	★ ★ ★ ★ ★	◐ 70	76	62	HIGH	8,791
<b>LIPAN ISD</b>										
ELEMENTARY	LIPAN ELEMENTARY SCHOOL	HOOD	161	EXEMPLARY	★ ★ ★ ★ ★	◐ 76	80	71	VERY LOW	5,860
SECONDARY	LIPAN HIGH SCHOOL	HOOD	141	RECOGNIZED	★ ★ ★ ★ ★	◐ 37	26	51	AVERAGE	7,288
<b>LITTLE CYPRESS-MAURICEVILLE CISD</b>										
ELEMENTARY	LITTLE CYPRESS ELEMENTARY SCHOOL	ORANGE	583	EXEMPLARY	**	**	**	**	AVERAGE	5,466
	LITTLE CYPRESS INTERMEDIATE SCHOOL	ORANGE	331	RECOGNIZED	★ ★ ★ ★ ★	○ 50	48	49	HIGH	6,103
	MAURICEVILLE ELEMENTARY SCHOOL	ORANGE	676	RECOGNIZED	★ ★ ★ ★ ★	○ 55	55	52	HIGH	5,244
MIDDLE	LITTLE CYPRESS JUNIOR HIGH SCHOOL	ORANGE	525	RECOGNIZED	★ ★ ★ ★ ★	● 15	14	20	HIGH	5,575
	MAURICEVILLE MIDDLE SCHOOL	ORANGE	347	RECOGNIZED	★ ★ ★ ★ ★	● 11	12	15	AVERAGE	5,164
SECONDARY	LITTLE CYPRESS – MAURICEVILLE HIGH SCHOOL	ORANGE	1,160	ACADEMICALLY ACCEPTABLE	★ ★ ★ ★ ★	○ 40	32	49	AVERAGE	5,303
<b>LITTLE ELM ISD</b>										
ELEMENTARY	CESAR CHAVEZ ELEMENTARY SCHOOL	DENTON	662	EXEMPLARY	★ ★ ★ ★ ★	◐ 35	25	48	VERY LOW	4,164
	DELILAH KING EARLY LEARNING ACADEMY	DENTON	310	NOT RATED: OTHER	**	**	**	**	AVERAGE	6,006
	HACKBERRY ELEMENTARY SCHOOL	DENTON	485	EXEMPLARY	★ ★ ★ ★ ★	● 91	81	94	LOW	5,758
	HERSCHEL ZELLARS ELEMENTARY SCHOOL	DENTON	298	EXEMPLARY	★ ★ ★ ★ ★	● 96	90	97	AVERAGE	5,284
	LAKEVIEW ELEMENTARY SCHOOL	DENTON	574	EXEMPLARY	★ ★ ★ ★ ★	◐ 79	85	73	VERY LOW	4,477
	OAK POINT ELEMENTARY SCHOOL	DENTON	381	EXEMPLARY	**	**	**	**	**	**
MIDDLE	COLIN POWELL INTERMEDIATE SCHOOL	DENTON	371	ACADEMICALLY ACCEPTABLE	★ ★ ★ ★ ★	◐ 31	28	37	LOW	4,605
	DH BRENT INTERMEDIATE SCHOOL	DENTON	477	RECOGNIZED	★ ★ ★ ★ ★	○ 54	51	56	VERY LOW	4,140
	LAKEVIEW JUNIOR HIGH SCHOOL	DENTON	833	ACADEMICALLY ACCEPTABLE	★ ★ ★ ★ ★	◐ 33	28	40	VERY LOW	4,369
SECONDARY	DENTON COUNTY JJAEP – LITTLE ELM ISD	DENTON	2	NOT RATED: OTHER	**	**	**	**	**	**
	LITTLE ELM HIGH SCHOOL	DENTON	1,408	RECOGNIZED	★ ★ ★ ★ ★	◐ 30	21	43	VERY LOW	4,052
<b>LITTLEFIELD ISD</b>										
ELEMENTARY	LITTLEFIELD ELEMENTARY SCHOOL	LAMB	308	RECOGNIZED	★ ★ ★ ★ ★	◐ 77	95	49	LOW	5,947
	LITTLEFIELD PRIMARY SCHOOL	LAMB	456	RECOGNIZED	**	**	**	**	AVERAGE	5,732
MIDDLE	LITTLEFIELD JUNIOR HIGH SCHOOL	LAMB	296	RECOGNIZED	★ ★ ★ ★ ★	◐ 27	20	38	AVERAGE	7,266
SECONDARY	LITTLEFIELD HIGH SCHOOL	LAMB	400	ACADEMICALLY ACCEPTABLE	★ ★ ★ ★ ★	◐ 27	9	58	AVERAGE	7,927
<b>LIVINGSTON ISD</b>										
ELEMENTARY	LIVINGSTON INTERMEDIATE SCHOOL	POLK	593	ACADEMICALLY ACCEPTABLE	★ ★ ★ ★ ★	● 3	9	2	VERY LOW	5,461
	PINE RIDGE ELEMENTARY SCHOOL	POLK	657	EXEMPLARY	**	**	**	**	AVERAGE	6,007
	TIMBER CREEK ELEMENTARY SCHOOL	POLK	675	EXEMPLARY	**	**	**	**	LOW	5,901
MIDDLE	LIVINGSTON JUNIOR HIGH SCHOOL	POLK	911	ACADEMICALLY ACCEPTABLE	★ ★ ★ ★ ★	◐ 33	47	19	VERY LOW	5,540
SECONDARY	LIVINGSTON HIGH SCHOOL	POLK	1,152	RECOGNIZED	★ ★ ★ ★ ★	● 9	13	10	VERY LOW	6,007
<b>LLANO ISD</b>										
ELEMENTARY	LLANO ELEMENTARY SCHOOL	LLANO	482	EXEMPLARY	★ ★ ★ ★ ★	○ 57	71	37	AVERAGE	6,722

\*\* Insufficient data

Composite Progress Percentile: ● 80-99 ◐ 60-79 ○ 40-59 ◐ 20-39 ● LESS THAN 20



SCHOOL TYPE/ DISTRICT NAME	CAMPUS NAME	COUNTY	ENROLL- MENT	2008-2009 ACCOUNTABILITY RATING	FAST RATING	COMPOSITE PROGRESS PERCENTILE	MATH PROGRESS PERCENTILE	READING PROGRESS PERCENTILE	SPENDING INDEX	ADJUSTED SPENDING PER PUPIL
<b>LLANO ISD (CONCLUDED)</b>										
	PACKSADDLE ELEMENTARY SCHOOL	LLANO	506	EXEMPLARY	★★★★☆	30	38	24	LOW	\$6,167
MIDDLE	LLANO JUNIOR HIGH SCHOOL	LLANO	471	RECOGNIZED	★★★★☆	27	36	22	LOW	6,774
SECONDARY	LLANO HIGH SCHOOL	LLANO	499	RECOGNIZED	★★★★☆	21	14	36	AVERAGE	8,105
<b>LOCKHART ISD</b>										
ELEMENTARY	BLUEBONNET ELEMENTARY SCHOOL	CALDWELL	531	EXEMPLARY	★★★★☆	85	84	83	AVERAGE	5,068
	CARVER KINDERGARTEN SCHOOL	CALDWELL	380	NOT RATED: OTHER	**	**	**	**	LOW	5,149
	CLEAR FORK ELEMENTARY SCHOOL	CALDWELL	412	RECOGNIZED	★★★★☆	63	72	49	HIGH	5,551
	NAVARRO ELEMENTARY SCHOOL	CALDWELL	404	RECOGNIZED	★★★★☆	65	77	48	AVERAGE	5,687
	PLUM CREEK ELEMENTARY SCHOOL	CALDWELL	422	RECOGNIZED	★★★★☆	85	92	74	AVERAGE	5,507
MIDDLE	LOCKHART JUNIOR HIGH SCHOOL	CALDWELL	992	RECOGNIZED	★★★★☆	39	69	12	AVERAGE	4,893
SECONDARY	LOCKHART HIGH SCHOOL	CALDWELL	952	RECOGNIZED	★★★★☆	5	7	7	LOW	5,389
	LOCKHART HIGH SCHOOL FRESHMAN ML CISNEROS CAMPUS	CALDWELL	343	EXEMPLARY	★★★★☆	9	30	4	LOW	6,102
	LOCKHART PRIDE HIGH SCHOOL	CALDWELL	64	AEA: ACADEMICALLY ACCEPTABLE	**	**	**	**	VERY LOW	6,014
<b>LOCKNEY ISD</b>										
ELEMENTARY	LOCKNEY ELEMENTARY SCHOOL	FLOYD	259	EXEMPLARY	★★★★☆	60	67	48	VERY HIGH	8,572
MIDDLE	LOCKNEY JR HIGH SCHOOL	FLOYD	129	ACADEMICALLY ACCEPTABLE	★★★★☆	14	29	8	AVERAGE	7,746
SECONDARY	LOCKNEY HIGH SCHOOL	FLOYD	171	ACADEMICALLY ACCEPTABLE	★★★★☆	17	25	14	HIGH	9,281
<b>LOHN ISD</b>										
ELEMENTARY AND SECONDARY	LOHN SCHOOL	MCCULLOCH	111	ACADEMICALLY ACCEPTABLE	★★★★☆	15	13	22	HIGH	11,129
ELEMENTARY AND SECONDARY	LOMETA SCHOOL	LAMPASAS	328	ACADEMICALLY ACCEPTABLE	★★★★☆	35	16	59	AVERAGE	8,076
<b>LONDON ISD</b>										
ELEMENTARY	LONDON ELEMENTARY SCHOOL	NUECES	265	EXEMPLARY	★★★★☆	55	56	52	VERY HIGH	7,083
<b>LONE OAK ISD</b>										
ELEMENTARY	LONE OAK ELEMENTARY SCHOOL	HUNT	428	EXEMPLARY	★★★★☆	89	92	82	LOW	5,022
MIDDLE	LONE OAK MIDDLE SCHOOL	HUNT	215	EXEMPLARY	★★★★☆	37	34	40	LOW	4,875
SECONDARY	LONE OAK HIGH SCHOOL	HUNT	300	RECOGNIZED	★★★★☆	37	51	22	AVERAGE	6,395
<b>LONGVIEW ISD</b>										
ELEMENTARY	BRAMLETTE ELEMENTARY SCHOOL	GREGG	467	RECOGNIZED	★★★★☆	41	61	19	HIGH	5,871
	DORIS MCQUEEN PRIMARY SCHOOL	GREGG	480	RECOGNIZED	**	**	**	**	LOW	5,055
	GK FOSTER MONTESSORI MAGNET SCHOOL	GREGG	418	NOT RATED: OTHER	**	**	**	**	LOW	4,996
	HUDSON ELEMENTARY SCHOOL	GREGG	409	EXEMPLARY	★★★★☆	69	45	86	LOW	4,423
	JL EVERHART MAGNET ACADEMY OF CULTURAL STUDIES	GREGG	443	RECOGNIZED	**	**	**	**	VERY HIGH	6,704
	JOHNSTON ELEMENTARY SCHOOL	GREGG	344	RECOGNIZED	★★★★☆	71	74	67	HIGH	5,464
	MCCLURE MAGNET SCHOOL OF INTERNATIONAL STUDIES	GREGG	287	ACADEMICALLY ACCEPTABLE	★★★★☆	80	87	71	AVERAGE	6,582
	SOUTH WARD ELEMENTARY SCHOOL	GREGG	543	RECOGNIZED	★★★★☆	92	86	92	AVERAGE	5,435
	VALLEY VIEW ELEMENTARY SCHOOL	GREGG	557	ACADEMICALLY ACCEPTABLE	★★★★☆	25	28	25	LOW	5,181
	WARE ELEMENTARY SCHOOL	GREGG	451	ACADEMICALLY ACCEPTABLE	★★★★☆	65	58	68	VERY HIGH	6,446
MIDDLE	FOREST PARK MAGNET SCHOOL	GREGG	506	ACADEMICALLY UNACCEPTABLE	★★★☆☆	15	19	17	VERY HIGH	6,709
	FOSTER MIDDLE SCHOOL	GREGG	757	ACADEMICALLY ACCEPTABLE	★★★★☆	20	30	15	HIGH	6,575
	JUDSON MIDDLE SCHOOL	GREGG	458	ACADEMICALLY UNACCEPTABLE	★★★☆☆	15	25	11	VERY HIGH	7,227
SECONDARY	LONGVIEW HIGH SCHOOL	GREGG	2,076	ACADEMICALLY ACCEPTABLE	★★★★☆	7	8	11	VERY HIGH	6,135
ELEMENTARY AND SECONDARY	JUVENILE DETENTION CENTER	GREGG	23	NOT RATED: OTHER	**	**	**	**	**	**
	STUDENT DEVELOPMENT CENTER	GREGG	16	RECOGNIZED	**	**	**	**	**	**
<b>LOOP ISD</b>										
ELEMENTARY AND SECONDARY	LOOP SCHOOL	GAINES	127	RECOGNIZED	**	60	54	62	**	**
<b>LORAIN ISD</b>										
ELEMENTARY AND SECONDARY	LORAIN SCHOOL	MITCHELL	167	ACADEMICALLY ACCEPTABLE	★★★★☆	19	11	34	AVERAGE	10,597

\*\* Insufficient data

Composite Progress Percentile: ● 80-99 ● 60-79 ○ 40-59 ◐ 20-39 ● LESS THAN 20

SCHOOL TYPE/ DISTRICT NAME	CAMPUS NAME	COUNTY	ENROLL- MENT	2008-2009 ACCOUNTABILITY RATING	FAST RATING	COMPOSITE PROGRESS PERCENTILE	MATH PROGRESS PERCENTILE	READING PROGRESS PERCENTILE	SPENDING INDEX	ADJUSTED SPENDING PER PUPIL
<b>LORENA ISD</b>										
ELEMENTARY	LORENA ELEMENTARY SCHOOL	MCLENNAN	362	RECOGNIZED	★★★★☆	○ 52	44	58	VERY LOW	\$4,496
	LORENA PRIMARY SCHOOL	MCLENNAN	260	RECOGNIZED	**	**	**	**	LOW	4,298
MIDDLE	LORENA MIDDLE SCHOOL	MCLENNAN	499	RECOGNIZED	★★★★☆	◐ 28	16	47	LOW	4,715
SECONDARY	CONNECT CENTER	MCLENNAN	12	AEA: ACADEMICALLY ACCEPTABLE	**	**	**	**	**	**
	LORENA ALTERNATIVE SCHOOL	MCLENNAN	4	NOT RATED: OTHER	**	**	**	**	**	**
	LORENA HIGH SCHOOL	MCLENNAN	462	RECOGNIZED	★★★★☆	○ 54	33	73	HIGH	5,650
<b>LORENZO ISD</b>										
ELEMENTARY	LORENZO ELEMENTARY SCHOOL	CROSBY	173	RECOGNIZED	★★★★☆	◐ 63	59	65	VERY HIGH	8,144
SECONDARY	LORENZO HIGH SCHOOL	CROSBY	123	ACADEMICALLY ACCEPTABLE	★★★★☆	● 17	15	24	HIGH	10,340
<b>LOS FRESNOS CISD</b>										
ELEMENTARY	LAS YESCAS ELEMENTARY SCHOOL	CAMERON	384	RECOGNIZED	★★★★☆	◐ 68	78	55	VERY HIGH	6,569
	LAURELES ELEMENTARY SCHOOL	CAMERON	700	RECOGNIZED	★★★★☆	◐ 72	85	56	HIGH	5,503
	LOPEZ-RIGGINS ELEMENTARY SCHOOL	CAMERON	658	EXEMPLARY	★★★★☆	● 93	93	90	VERY HIGH	5,908
	LOS FRESNOS ELEMENTARY SCHOOL	CAMERON	665	EXEMPLARY	★★★★☆	● 91	88	90	VERY HIGH	6,115
	OLMITO ELEMENTARY SCHOOL	CAMERON	687	EXEMPLARY	★★★★☆	● 99	97	98	LOW	5,398
	PALMER-LAAKSO ELEMENTARY SCHOOL	CAMERON	665	EXEMPLARY	★★★★☆	● 94	93	92	VERY HIGH	6,275
	RANCHO VERDE ELEMENTARY SCHOOL	CAMERON	513	EXEMPLARY	**	**	**	**	**	**
	VILLAREAL ELEMENTARY SCHOOL	CAMERON	481	RECOGNIZED	★★★★☆	◐ 63	73	48	VERY HIGH	6,292
MIDDLE	LIBERTY MEMORIAL MIDDLE SCHOOL	CAMERON	662	ACADEMICALLY ACCEPTABLE	★★★★☆	◐ 32	39	25	HIGH	7,182
	LOS CUATES MIDDLE SCHOOL	CAMERON	665	RECOGNIZED	★★★★☆	○ 48	52	42	VERY HIGH	6,539
	RESACA MIDDLE SCHOOL	CAMERON	742	RECOGNIZED	★★★★☆	○ 57	55	56	HIGH	6,150
SECONDARY	AMI KIDS RIO GRANDE VALLEY	CAMERON	30	AEA: ACADEMICALLY ACCEPTABLE	**	**	**	**	**	**
	CAMERON COUNTY JJAEP	CAMERON	11	NOT RATED: OTHER	**	**	**	**	**	**
	LOS FRESNOS HIGH SCHOOL	CAMERON	2,467	RECOGNIZED	★★★★☆	○ 43	51	32	HIGH	6,974
<b>LOUISE ISD</b>										
ELEMENTARY	LOUISE ELEMENTARY SCHOOL	WHARTON	217	RECOGNIZED	★★★★☆	◐ 73	78	68	AVERAGE	7,087
MIDDLE	LOUISE JUNIOR HIGH SCHOOL	WHARTON	107	ACADEMICALLY ACCEPTABLE	**	**	**	**	**	**
SECONDARY	LOUISE HIGH SCHOOL	WHARTON	171	RECOGNIZED	★★★★☆	○ 45	46	42	AVERAGE	8,987
<b>LOVEJOY ISD</b>										
ELEMENTARY	CARRIE L LOVEJOY ELEMENTARY SCHOOL	COLLIN	496	EXEMPLARY	★★★★☆	● 89	82	91	HIGH	5,293
	JOE V HART ELEMENTARY SCHOOL	COLLIN	514	EXEMPLARY	★★★★☆	◐ 70	64	73	HIGH	5,728
	ROBERT L PUSTER ELEMENTARY SCHOOL	COLLIN	414	EXEMPLARY	**	**	**	**	**	**
MIDDLE	SLOAN CREEK MIDDLE SCHOOL	COLLIN	769	EXEMPLARY	★★★★☆	○ 42	54	26	LOW	5,302
SECONDARY	LOVEJOY HIGH SCHOOL	COLLIN	669	EXEMPLARY	★★★★☆	◐ 61	41	77	HIGH	9,322
	SPECIAL PROGRAM CENTER/JJAEP	COLLIN	1	NOT RATED: OTHER	**	**	**	**	**	**
<b>LOVELADY ISD</b>										
ELEMENTARY	LOVELADY ELEMENTARY SCHOOL	HOUSTON	297	RECOGNIZED	★★★★☆	◐ 29	37	23	AVERAGE	6,742
SECONDARY	LOVELADY JUNIOR HIGH SCHOOL HIGH SCHOOL	HOUSTON	263	RECOGNIZED	★★★★☆	● 17	26	14	AVERAGE	8,383
<b>LUBBOCK ISD</b>										
ELEMENTARY	ARNETT ELEMENTARY SCHOOL	LUBBOCK	159	RECOGNIZED	★★★★☆	◐ 21	36	13	VERY HIGH	8,618
	BALLENGER EARLY CHILDHOOD CENTER	LUBBOCK	264	NOT RATED: OTHER	**	**	**	**	HIGH	7,860
	BAYLESS ELEMENTARY SCHOOL	LUBBOCK	523	RECOGNIZED	★★★★☆	◐ 60	75	38	HIGH	6,074
	BEAN ELEMENTARY SCHOOL	LUBBOCK	432	RECOGNIZED	★★★★☆	◐ 29	41	19	HIGH	6,869
	BOWIE ELEMENTARY SCHOOL	LUBBOCK	241	EXEMPLARY	★★★★☆	◐ 72	74	69	HIGH	6,486
	BOZEMAN ELEMENTARY SCHOOL	LUBBOCK	320	ACADEMICALLY ACCEPTABLE	★★★★☆	● 6	22	3	VERY HIGH	7,322
	BROWN ELEMENTARY SCHOOL	LUBBOCK	460	RECOGNIZED	★★★★☆	○ 48	46	47	HIGH	6,078
	CENTENNIAL ELEMENTARY SCHOOL	LUBBOCK	498	EXEMPLARY	**	**	**	**	**	**
	DUPRE ELEMENTARY SCHOOL	LUBBOCK	226	RECOGNIZED	★★★★☆	● 11	37	3	VERY HIGH	7,991
	GUADALUPE ELEMENTARY SCHOOL	LUBBOCK	173	RECOGNIZED	★★★★☆	○ 54	69	34	VERY HIGH	7,939
	HARDWICK ELEMENTARY SCHOOL	LUBBOCK	381	EXEMPLARY	★★★★☆	● 87	84	86	VERY HIGH	5,689
	HARWELL ELEMENTARY SCHOOL	LUBBOCK	388	RECOGNIZED	★★★★☆	◐ 61	74	43	VERY HIGH	6,432
	HAYNES ELEMENTARY SCHOOL	LUBBOCK	305	EXEMPLARY	★★★★☆	◐ 63	64	59	AVERAGE	5,769

\*\* Insufficient data

Composite Progress Percentile: ● 80-99 ◐ 60-79 ○ 40-59 ◐ 20-39 ● LESS THAN 20

SCHOOL TYPE/ DISTRICT NAME	CAMPUS NAME	COUNTY	ENROLL- MENT	2008-2009 ACCOUNTABILITY RATING	FAST RATING	COMPOSITE PROGRESS PERCENTILE	MATH PROGRESS PERCENTILE	READING PROGRESS PERCENTILE	SPENDING INDEX	ADJUSTED SPENDING PER PUPIL
LUBBOCK ISD (CONCLUDED)										
	HODGES ELEMENTARY SCHOOL	LUBBOCK	522	ACADEMICALLY ACCEPTABLE	★★★★★☆☆	● 6	25	2	HIGH	\$6,661
	HONEY ELEMENTARY SCHOOL	LUBBOCK	493	EXEMPLARY	★★★★★☆☆	● 81	74	84	HIGH	5,918
	ILES ELEMENTARY SCHOOL	LUBBOCK	283	EXEMPLARY	★★★★★☆☆	● 60	55	62	VERY HIGH	8,468
	JACKSON ELEMENTARY SCHOOL	LUBBOCK	170	RECOGNIZED	★★★★★☆☆	● 19	49	4	VERY HIGH	8,552
	MAEDGEN ELEMENTARY SCHOOL	LUBBOCK	280	EXEMPLARY	★★★★★☆☆	○ 50	67	27	VERY HIGH	6,886
	MAHON EARLY CHILDHOOD CENTER	LUBBOCK	244	NOT RATED: OTHER	**	**	**	**	AVERAGE	7,408
	MARTIN EARLY CHILDHOOD CENTER	LUBBOCK	265	NOT RATED: OTHER	**	**	**	**	HIGH	6,845
	MCWHORTER ELEMENTARY SCHOOL	LUBBOCK	368	RECOGNIZED	★★★★★☆☆	● 68	92	31	VERY HIGH	6,813
	MURFEE ELEMENTARY SCHOOL	LUBBOCK	376	EXEMPLARY	★★★★★☆☆	● 89	74	95	AVERAGE	5,101
	OVERTON ELEMENTARY SCHOOL	LUBBOCK	300	EXEMPLARY	★★★★★☆☆	● 25	28	26	VERY HIGH	6,939
	PARKWAY ELEMENTARY SCHOOL	LUBBOCK	352	ACADEMICALLY ACCEPTABLE	★★★★★☆☆	○ 42	55	26	VERY HIGH	7,585
	PARSONS ELEMENTARY SCHOOL	LUBBOCK	315	RECOGNIZED	★★★★★☆☆	○ 56	62	46	VERY HIGH	6,454
	RAMIREZ CHARTER SCHOOL	LUBBOCK	349	ACADEMICALLY ACCEPTABLE	★★★★★☆☆	● 64	56	69	VERY HIGH	6,680
	ROY W ROBERTS ELEMENTARY SCHOOL	LUBBOCK	532	RECOGNIZED	**	**	**	**	**	**
	RUSH ELEMENTARY SCHOOL	LUBBOCK	370	EXEMPLARY	★★★★★☆☆	● 31	28	36	LOW	5,593
	SMITH ELEMENTARY SCHOOL	LUBBOCK	600	EXEMPLARY	★★★★★☆☆	● 94	91	94	HIGH	5,659
	STEWART ELEMENTARY SCHOOL	LUBBOCK	364	RECOGNIZED	★★★★★☆☆	● 24	60	4	HIGH	6,317
	STUBBS EARLY CHILDHOOD CENTER	LUBBOCK	284	NOT RATED: OTHER	**	**	**	**	HIGH	7,624
	TUBBS ELEMENTARY SCHOOL	LUBBOCK	260	RECOGNIZED	★★★★★☆☆	● 39	47	29	VERY HIGH	6,758
	WATERS ELEMENTARY SCHOOL	LUBBOCK	598	EXEMPLARY	★★★★★☆☆	● 82	86	77	HIGH	5,514
	WESTER ELEMENTARY SCHOOL	LUBBOCK	390	ACADEMICALLY ACCEPTABLE	★★★★★☆☆	○ 53	45	60	AVERAGE	6,115
	WHEATLEY ELEMENTARY SCHOOL	LUBBOCK	263	EXEMPLARY	★★★★★☆☆	● 71	89	47	VERY HIGH	7,911
	WHELOCK ELEMENTARY SCHOOL	LUBBOCK	358	RECOGNIZED	★★★★★☆☆	● 78	89	63	HIGH	6,781
	WHITESIDE ELEMENTARY SCHOOL	LUBBOCK	604	EXEMPLARY	★★★★★☆☆	● 90	75	95	HIGH	5,099
	WILLIAMS ELEMENTARY SCHOOL	LUBBOCK	379	EXEMPLARY	★★★★★☆☆	● 87	80	89	AVERAGE	5,863
	WILSON ELEMENTARY SCHOOL	LUBBOCK	439	EXEMPLARY	★★★★★☆☆	● 81	80	80	AVERAGE	5,665
	WOLFFARTH ELEMENTARY SCHOOL	LUBBOCK	323	RECOGNIZED	★★★★★☆☆	○ 54	67	36	VERY HIGH	7,277
	WRIGHT ELEMENTARY SCHOOL	LUBBOCK	188	ACADEMICALLY ACCEPTABLE	★★★★★☆☆	● 61	72	44	VERY HIGH	7,169
MIDDLE	ALDERSON MIDDLE SCHOOL	LUBBOCK	361	ACADEMICALLY UNACCEPTABLE	★★★★★☆☆	● 15	14	20	VERY HIGH	9,502
	ATKINS MIDDLE SCHOOL	LUBBOCK	481	ACADEMICALLY ACCEPTABLE	★★★★★☆☆	● 7	9	12	HIGH	7,110
	CAVAZOS MIDDLE SCHOOL	LUBBOCK	563	ACADEMICALLY ACCEPTABLE	★★★★★☆☆	● 4	10	3	HIGH	6,790
	DUNBAR MIDDLE SCHOOL	LUBBOCK	429	ACADEMICALLY UNACCEPTABLE	★★★★★☆☆	● 4	4	8	VERY HIGH	7,776
	EVANS MIDDLE SCHOOL	LUBBOCK	810	ACADEMICALLY ACCEPTABLE	★★★★★☆☆	● 33	42	24	HIGH	5,951
	HUTCHINSON MIDDLE SCHOOL	LUBBOCK	772	RECOGNIZED	★★★★★☆☆	○ 44	34	54	AVERAGE	5,372
	IRONS MIDDLE SCHOOL	LUBBOCK	696	EXEMPLARY	★★★★★☆☆	● 36	36	36	AVERAGE	5,996
	MACKENZIE MIDDLE SCHOOL	LUBBOCK	573	ACADEMICALLY ACCEPTABLE	★★★★★☆☆	● 12	19	11	HIGH	5,895
	MARGARET TALKINGTON SCHOOL FOR YOUNG WOMEN LEADERS	LUBBOCK	122	EXEMPLARY	**	**	**	**	**	**
	SLATON MIDDLE SCHOOL	LUBBOCK	615	ACADEMICALLY ACCEPTABLE	★★★★★☆☆	● 2	1	4	VERY HIGH	6,084
	SMYLIE WILSON MIDDLE SCHOOL	LUBBOCK	510	ACADEMICALLY ACCEPTABLE	★★★★★☆☆	● 36	15	64	HIGH	6,586
SECONDARY	CORONADO HIGH SCHOOL	LUBBOCK	2,162	ACADEMICALLY ACCEPTABLE	★★★★★☆☆	● 28	14	50	AVERAGE	4,916
	ESTACADO HIGH SCHOOL	LUBBOCK	831	ACADEMICALLY ACCEPTABLE	★★★★★☆☆	● 13	10	21	VERY HIGH	8,405
	LUBBOCK COUNTY JUVENILE JUSTICE CENTER	LUBBOCK	65	AEA: ACADEMICALLY ACCEPTABLE	**	**	**	**	HIGH	10,818
	LUBBOCK HIGH SCHOOL	LUBBOCK	2,049	ACADEMICALLY ACCEPTABLE	★★★★★☆☆	● 26	16	41	LOW	4,712
	MATTHEWS LEARNING CENTER/NEW DIRECTIONS	LUBBOCK	259	AEA: ACADEMICALLY ACCEPTABLE	**	**	**	**	AVERAGE	7,777
	MONTEREY HIGH SCHOOL	LUBBOCK	2,080	ACADEMICALLY ACCEPTABLE	★★★★★☆☆	● 25	18	37	AVERAGE	4,851
ELEMENTARY AND SECONDARY	HOMEBOUND	LUBBOCK	11	NOT RATED: OTHER	**	**	**	**	**	**
	LUBBOCK COUNTY JJAEP	LUBBOCK	10	NOT RATED: OTHER	**	**	**	**	**	**
	PROJECT INTERCEPT SCHOOL	LUBBOCK	84	NOT RATED: OTHER	**	**	**	**	**	**
LUBBOCK-COOPER ISD										
ELEMENTARY	LUBBOCK-COOPER NORTH ELEMENTARY SCHOOL	LUBBOCK	693	EXEMPLARY	★★★★★☆☆	● 80	69	86	HIGH	6,164
	LUBBOCK-COOPER SOUTH ELEMENTARY SCHOOL	LUBBOCK	704	EXEMPLARY	★★★★★☆☆	● 89	85	89	HIGH	6,013

\*\* Insufficient data

Composite Progress Percentile: ● 80-99 ● 60-79 ○ 40-59 ● 20-39 ● LESS THAN 20

SCHOOL TYPE/ DISTRICT NAME	CAMPUS NAME	COUNTY	ENROLL- MENT	2008-2009 ACCOUNTABILITY RATING	FAST RATING	COMPOSITE PROGRESS PERCENTILE	MATH PROGRESS PERCENTILE	READING PROGRESS PERCENTILE	SPENDING INDEX	ADJUSTED SPENDING PER PUPIL
<b>LUBBOCK-COOPER ISD (CONCLUDED)</b>										
	LUBBOCK-COOPER WEST ELEMENTARY SCHOOL	LUBBOCK	542	EXEMPLARY		**	**	**	**	**
MIDDLE	LUBBOCK-COOPER MIDDLE SCHOOL	LUBBOCK	780	RECOGNIZED	★★★★☆☆	32	26	40	LOW	\$5,184
SECONDARY	LUBBOCK-COOPER HIGH SCHOOL	LUBBOCK	726	RECOGNIZED	★★★★☆☆	64	53	72	HIGH	7,263
ELEMENTARY AND SECONDARY	LUBBOCK-COOPER ISD JJAEP	LUBBOCK	2	NOT RATED: OTHER		**	**	**	**	**
<b>LUEDERS-AVOCA ISD</b>										
ELEMENTARY	LUEDERS-AVOCA ELEMENTARY/JUNIOR HIGH SCHOOL	JONES	80	ACADEMICALLY ACCEPTABLE	★★★★☆☆	17	28	12	VERY HIGH	8,257
SECONDARY	LUEDERS-AVOCA HIGH SCHOOL	JONES	39	RECOGNIZED		26	4	68	**	**
<b>LUFKIN ISD</b>										
ELEMENTARY	ANDERSON ELEMENTARY SCHOOL	ANGELINA	322	EXEMPLARY	★★★★☆☆	82	83	78	AVERAGE	6,612
	BRANDON ELEMENTARY SCHOOL	ANGELINA	455	ACADEMICALLY ACCEPTABLE	★★★★☆☆	37	34	39	HIGH	6,674
	BROOKHOLLOW ELEMENTARY SCHOOL	ANGELINA	326	RECOGNIZED	★★★★☆☆	86	96	68	VERY HIGH	7,549
	COSTON ELEMENTARY SCHOOL	ANGELINA	317	RECOGNIZED	★★★★☆☆	94	98	79	AVERAGE	6,764
	DUNBAR PRIMARY SCHOOL	ANGELINA	297	ACADEMICALLY ACCEPTABLE		**	**	**	HIGH	6,036
	GARRETT PRIMARY SCHOOL	ANGELINA	418	NOT RATED: OTHER		**	**	**	LOW	4,931
	HACKNEY PRIMARY SCHOOL	ANGELINA	273	NOT RATED: OTHER		**	**	**	LOW	4,772
	HERTY PRIMARY SCHOOL	ANGELINA	412	RECOGNIZED		**	**	**	VERY HIGH	6,354
	KURTH PRIMARY SCHOOL	ANGELINA	374	EXEMPLARY		**	**	**	VERY HIGH	6,601
	SLACK ELEMENTARY SCHOOL	ANGELINA	856	ACADEMICALLY ACCEPTABLE	★★★★☆☆	74	72	74	VERY LOW	5,439
	TROUT PRIMARY SCHOOL	ANGELINA	417	RECOGNIZED		**	**	**	AVERAGE	5,956
MIDDLE	LUFKIN MIDDLE SCHOOL	ANGELINA	1,799	ACADEMICALLY ACCEPTABLE	★★★★☆☆	38	53	23	LOW	6,046
SECONDARY	JUVENILE DETENTION CENTER	ANGELINA	5	NOT RATED: OTHER		**	**	**	**	**
	LUFKIN HIGH SCHOOL	ANGELINA	2,283	ACADEMICALLY ACCEPTABLE	★★★★☆☆	17	27	15	VERY HIGH	6,543
	LUFKIN STATE SUPPORTED LIVING CENTER	ANGELINA	2	NOT RATED: OTHER		**	**	**	**	**
	STUBBLEFIELD LEARNING CENTER	ANGELINA	17	AEA: ACADEMICALLY ACCEPTABLE		**	**	**	**	**
ELEMENTARY AND SECONDARY	SPECIAL SERVICES	ANGELINA	2	NOT RATED: OTHER		**	**	**	**	**
<b>LULING ISD</b>										
ELEMENTARY	LULING ELEMENTARY SCHOOL	CALDWELL	326	ACADEMICALLY ACCEPTABLE	★★★★☆☆	11	51	1	HIGH	5,894
	LULING PRIMARY SCHOOL	CALDWELL	224	ACADEMICALLY ACCEPTABLE		**	**	**	AVERAGE	5,513
	ROSENWALD PRIMARY SCHOOL	CALDWELL	200	NOT RATED: OTHER		**	**	**	VERY LOW	4,436
MIDDLE	LULING JUNIOR HIGH SCHOOL	CALDWELL	318	ACADEMICALLY ACCEPTABLE	★★★★☆☆	7	10	9	AVERAGE	5,664
SECONDARY	LULING HIGH SCHOOL	CALDWELL	408	ACADEMICALLY UNACCEPTABLE	★★★★☆☆	23	18	32	LOW	6,173
<b>LUMBERTON ISD</b>										
ELEMENTARY	LUMBERTON EARLY CHILDHOOD SCHOOL	HARDIN	660	EXEMPLARY		**	**	**	VERY LOW	4,714
	LUMBERTON INTERMEDIATE SCHOOL	HARDIN	912	RECOGNIZED	★★★★☆☆	12	21	9	VERY LOW	4,104
	LUMBERTON PRIMARY SCHOOL	HARDIN	662	EXEMPLARY		**	**	**	VERY LOW	4,326
MIDDLE	LUMBERTON MIDDLE SCHOOL	HARDIN	569	ACADEMICALLY ACCEPTABLE	★★★★☆☆	31	8	68	AVERAGE	4,865
SECONDARY	LUMBERTON HIGH SCHOOL	HARDIN	1,074	RECOGNIZED	★★★★☆☆	44	25	64	AVERAGE	5,540
<b>LYFORD CISD</b>										
ELEMENTARY	LYFORD ELEMENTARY SCHOOL	WILLACY	740	RECOGNIZED	★★★★☆☆	80	89	69	AVERAGE	6,775
MIDDLE	LYFORD MIDDLE SCHOOL	WILLACY	345	RECOGNIZED	★★★★☆☆	28	31	28	HIGH	8,413
SECONDARY	LYFORD HIGH SCHOOL	WILLACY	425	RECOGNIZED	★★★★☆☆	19	14	30	AVERAGE	9,064
<b>LYTLE ISD</b>										
ELEMENTARY	LYTLE ELEMENTARY SCHOOL	ATASCOSA	485	ACADEMICALLY ACCEPTABLE	★★★★☆☆	70	85	51	HIGH	5,355
	LYTLE PRIMARY SCHOOL	ATASCOSA	342	ACADEMICALLY ACCEPTABLE		**	**	**	LOW	5,364
MIDDLE	LYTLE JUNIOR HIGH SCHOOL	ATASCOSA	375	ACADEMICALLY ACCEPTABLE	★★★★☆☆	15	12	24	AVERAGE	6,149
SECONDARY	BIGFOOT ALTERNATIVE CENTER	ATASCOSA	5	NOT RATED: OTHER		**	**	**	**	**
	LYTLE HIGH SCHOOL	ATASCOSA	483	ACADEMICALLY ACCEPTABLE	★★★★☆☆	39	24	57	HIGH	6,932
<b>MABANK ISD</b>										
ELEMENTARY	CENTRAL ELEMENTARY	KAUFMAN	544	EXEMPLARY	★★★★☆☆	28	52	11	VERY LOW	4,503
	LAKEVIEW ELEMENTARY SCHOOL	KAUFMAN	399	EXEMPLARY	★★★★☆☆	46	60	27	LOW	4,781
	SOUTHSIDE ELEMENTARY SCHOOL	KAUFMAN	404	EXEMPLARY	★★★★☆☆	34	57	13	VERY LOW	4,579

\*\* Insufficient data

Composite Progress Percentile: ● 80-99 ● 60-79 ○ 40-59 ● 20-39 ● LESS THAN 20